KEMENTERIAN PENDIDIKAN TINGGI

PERANGKAAN PENDIDIKAN NEGARA KEMENTERIAN PENDIDIKAN TINGGI

National Education Statistic Ministry Of Higher Education

2014

ISI KANDUNGAN
Content

BAB *CHAPTER*	PERKARA *TITLE*	MUKA SURAT *PAGE*
BAB 1	**MAKRO- INSTITUSI PENDIDIKAN TINGGI**	
CHAPTER 1	*MACRO- HIGHER EDUCATION INSTITUTION*	
Jadual 1.1	Bilangan Kemasukan, Enrolmen dan Keluaran Mengikut Peringkat Pengajian di Institusi Pendidikan Tinggi Bagi Tahun 2014	2-3
Table 1.1	*Number of student's Intake, Enrolment and Output by Level of Study in HEIs for the year 2014*	
Jadual 1.2	Bilangan Kemasukan, Enrolmen dan Keluaran Berdasarkan Bidang Pengajian di Institusi Pendidikan Tinggi Bagi Tahun 2014	4-5
Table 1.2	*Number of student's Intake, Enrolment and Output by Field of Study in HEIs for the year 2014*	
Jadual 1.3	Bilangan Staf Akademik Mengikut Jantina dan Kelulusan Tertinggi Berdasarkan Institusi Pengajian Tinggi Bagi Tahun 2014	6
Table 1.3	*Number of Academics by Gender and Highest Qualification in HEIs for the year 2014*	
Jadual 1.4	Bilangan Pelajar Antarabangsa di institusi Pendidikan Tinggi dan Sekolah Swasta/Antarabangsa, bagi tahun 2014	7
Table 1.4	*Number of International Students in Higher Education Institutions (HEIs) and Private/International Schools, for the year 2014*	
BAB 2	**INSTITUSI PENGAJIAN TINGGI AWAM**	
CHAPTER 2	*PUBLIC HIGHER EDUCATION INSTITUTIONS*	
Jadual 2.1	Bilangan Kemasukan, Enrolmen dan Keluaran Mengikut Jantina Berdasarkan Universiti Awam (UA) (2013-2014)	9-10
Table 2.1	*Number of Student's Intake, Enrolment and Output by Gender in Public University (2013-2014)*	
Jadual 2.2	Enrolmen Pelajar Mengikut Taraf Kewarganegaraan dan Jantina Berdasarkan UA (2013-2014)	11-12
Table 2.2	*Number of Student's Enrolment by Citizenship and Gender in Public University (2013-2014)*	
Jadual 2.3	Bilangan Kemasukan, Enrolmen dan Keluaran Mengikut Peringkat Pengajian dan Jantina Berdasarkan Universiti Awam (UA) (2013-2014)	13-24
Table 2.3	*Number of Student's Intake, Enrolment and Output by Level of Study and Gender in Public University (2013-2014)*	
Jadual 2.4	Bilangan Kemasukan, Enrolmen dan Keluaran Mengikut Jantina dan Warganegara Berdasarkan Bidang Pengajian (2013-2014)	25-27
Table 2.4	*Number of Student's Intake, Enrolment and Output by Gender, Citizenship and Field of Study in Public University (2013-2014)*	
Jadual 2.5	Bilangan Kemasukan, Enrolmen dan Keluaran Mengikut Mod Pengajian dan Jantina Berdasarkan Kategori UA (2013-2014)	28-32
Table 2.5	*Number of Student's Intake, Enrolment and Output by Mode of Study and Gender According to Public University Category (2013-2014)*	
Jadual 2.6	Bilangan Enrolmen Pelajar Orang Kelainan Upaya (OKU) Mengikut Jenis Kecacatan Berdasarkan UA (2013-2014)	33
Table 2.6	*Number of Disabled Student's Enrolment by Disability Types in Public University (2013-2014)*	
Jadual 2.7	Bilangan Kemasukan, Enrolmen dan Keluaran Dalam Bidang Sains, Teknologi, Kejuruteraan dan Matematik Mengikut Peringkat Pengajian dan Jantina (2013-2014)	34-36
Table 2.7	*Number of Student's Intake, Enrolment and Output for Science, Technology, Engineering and Mathematics (STEM) Field by Level of Study and Gender in Public University (2013-2014)*	
Jadual 2.8	Bilangan Kemasukan, Enrolmen dan Keluaran bagi Pelajar Tempatan Mengikut Jantina Berdasarkan Negeri Kelahiran (2013-2014)	37-38
Table 2.8	*Number of Local Student's Intake, Enrolment and Output by Gender and State of Birth (2013-2014)*	
Jadual 2.9	Enrolmen Pelajar Antarabangsa Mengikut Jantina Berdasarkan 36 Negara Asal (2013-2014)	39-40
Table 2.9	*Number of International Student's Enrolment by Gender Based on Top 36 Country of Origin (2013-2014)*	
Jadual 2.10	Bilangan Staf Akademik Mengikut Taraf Kewarganegaraan dan Jantina Berdasarkan UA (2013-2014)	41
Table 2.10	*Number of Academics by Citizenship and Gender in Public University (2013-2014)*	
Jadual 2.11	Bilangan Staf Akademik Mengikut Kelulusan Tertinggi, Taraf Kewarganegaraan dan Jantina Berdasarkan UA (2013-2014)	42-46
Table 2.11	*Number of Academic Staff with Highest Qualification, Citizenship and Gender in Public University (2013-2014)*	
Jadual 2.12	Bilangan Staf Akademik Mengikut Jawatan, Taraf Kewarganegaraan dan Jantina Berdasarkan UA (2013-2014)	47-51
Table 2.12	*Number of Academic Staff by Position According to Citizenship And Gender In Public University (2013-2014)*	

ISI KANDUNGAN
Content

BAB *CHAPTER*	PERKARA *TITLE*	MUKA SURAT *PAGE*
BAB 3	**INSTITUSI PENGAJIAN TINGGI SWASTA**	
CHAPTER 3	*PRIVATE HIGHER EDUCATION INSTITUTIONS*	
Jadual 3.1	Bilangan Kemasukan, Enrolmen Dan Keluaran (Warganegara) Mengikut Jantina Berdasarkan Taraf IPTS (2014)	53
Table 3.1	*Number of Students' Intake, Enrolment and Output (Citizen) by Gender According to Private HEIs Status (2014)*	
Jadual 3.2	Bilangan Kemasukan, Enrolmen dan Keluaran (Warganegara) Mengikut Peringkat Pengajian dan Jantina Berdasarkan Taraf IPTS (2014)	53-56
Table 3.2	*Number of Students' Intake, Enrolment and Output (Citizen) by Level of Studies and Gender According to Private HEIs Status (2014)*	
Jadual 3.3	Bilangan Kemasukan, Enrolmen dan Keluaran (Warganegara) Mengikut Bidang Pengajian dan Jantina Berdasarkan Taraf IPTS (2014)	57-61
Table 3.3	*Number of Students' Intake, Enrollment and Output (Citizen) by Fields of Studies and Gender According to Private HEIs Status (2014)*	
Jadual 3.4	Bilangan Pelajar (Bukan Warganegara) Mengikut Jantina Berdasarkan Taraf IPTS (2014)	62
Table 3.4	*Number of Students (Non-Citizen) by Gender According to Private HEIs Status (2014)*	
Jadual 3.5	Bilangan Pelajar (Bukan Warganegara) Mengikut Peringkat Pengajian Berdasarkan Taraf IPTS (2014)	63-65
Table 3.5	Number of Students (Non-citizen) by Level of Studies According to Private HEIs Status (2014)	
Jadual 3.6	Bilangan Pelajar (Bukan Warganegara) Mengikut Taraf IPTS Berdasarkan Bidang Pengajian (2014)	66
Table 3.6	*Number of Students (Non-citizen) by Private HEIs Status According to Fields of Studies (2014)*	
Jadual 3.7	Bilangan Pelajar Antarabangsa Mengikut Jantina Berdasarkan Negara Asal (2014)	67
Table 3.7	*Number of International Students by Gender According to Countries of Origin (2014)*	
Jadual 3.8	Bilangan Staf Akademik Mengikut Kelulusan Tertinggi dan Kewarganegaraan Berdasarkan Taraf IPTS (2014)	68
Table 3.8	*Number of Academics Staff by Highest Qualification and Citizenship in Private HEIs Status (2014)*	
BAB 4	**POLITEKNIK**	
CHAPTER 4	*POLYTECHNICS*	
Jadual 4.1	Bilangan Kemasukan, Enrolmen dan Keluaran (Sepenuh Masa) Mengikut Jantina Berdasarkan Politeknik (2013-2014)	70-71
Table 4.1	*Number of students' Intake, Enrolment and Output (Full Time) by Gender in Polytechnics (2013-2014)*	
Jadual 4.2	Bilangan Kemasukan, Enrolmen dan Keluaran (Sepenuh Masa) Mengikut Peringkat Pengajian Berdasarkan Politeknik (2013-2014)	72-76
Table 4.2	*Number of Students' Intake, Enrolment and Output (Full Time) by Level of Studies in Polytechnics (2013-2014)*	
Jadual 4.3	Bilangan Kemasukan, Enrolmen dan Graduan (Sepenuh Masa) Mengikut Bidang Pengajian Berdasarkan Politeknik (2013-2014)	77-83
Table 4.3	*Number of Students' Intake, Enrolment and Output (Full Time) by Field of Studies in Polytechnics (2013-2014)*	
Jadual 4.4	Bilangan Kemasukan, Enrolmen dan Keluaran Separuh Masa Mengikut Jantina Berdasarkan Politeknik (2013-2014)	84
Table 4.4	*Number of Part Time Students' Intake, Enrolment and Output by Gender in Polytechnics (2013-2014)*	
Jadual 4.5	Bilangan Staf Akademik Berdasarkan Tahap Kelulusan Tertinggi dan Jantina Mengikut Politeknik (2013-2014)	85-90
Table 4.5	*Number of Academic Staff by Highest Qualification Level and Gender in Polytechnics (2013-2014)*	
Jadual 4.6	Bilangan Staf Akademik yang Sedang Melanjutkan Pengajian Dengan Tajaan Mengikut Peringkat Pengajian Berdasarkan Politeknik (2013-2014)	91
Table 4.6	*Number of Academic Staff Pursuing Studies with Sponsorship by Level of Studies According to Polytechnics (2013-2014)*	
Jadual 4.7	Bilangan Staf Akademik yang Sedang Melanjutkan Pengajian Tanpa Tajaan Mengikut Peringkat Pengajian Berdasarkan Politeknik (2013-2014)	92
Table 4.7	*Number of Academic Staff Pursuing Studies without Sponsorship by Level of Studies According to Polytechnics (2013-2014)*	

ISI KANDUNGAN
Content

BAB *CHAPTER*	PERKARA *TITLE*	MUKA SURAT *PAGE*
BAB 5	**KOLEJ KOMUNITI**	
CHAPTER 5	*COMMUNITY COLLEGES*	
Jadual 5.1	Bilangan Kemasukan, Enrolmen dan Keluaran Mengikut Jantina Berdasarkan Kolej Komuniti (2013 - 2014)	94-98
Table 5.1	*Number of Students' Intake, Enrolment and Output by Gender in Community Colleges (2013 - 2014)*	
Jadual 5.2	Bilangan Kemasukan, Enrolmen dan Keluaran Mengikut Bidang Pengajian Berdasarkan Kolej Komuniti (2013-2014)	99-116
Table 5.2	*Number of Students' Intake, Enrollment and Output by Field of Studies in Community Colleges (2013-2014)*	
Jadual 5.3	Bilangan Kemasukan, Enrolmen dan Keluaran Mengikut Peringkat Pengajian Berdasarkan Kolej Komuniti (2014)	117-124
Table 5.3	*Number of Students' Intake, Enrolment and Output by Level of Studies in Community Colleges (2014)*	
Jadual 5.4	Bilangan Kemasukan, Enrolmen dan Keluaran Bagi Pelajar Sepenuh Masa dan Separuh Masa Mengikut Jantina Berdasarkan Kolej Komuniti (2013 - 2014)	125-130
Table 5.4	*Number of Full Time and Part Time Students' Intake, Enrolment and Output by Gender in Community Colleges (2013 - 2014)*	
Jadual 5.5	Bilangan Kemasukan, Enrolmen dan Keluaran Pelajar Orang Kelainan Upaya (OKU) Mengikut Jantina Berdasarkan Kolej Komuniti (2013 - 2014)	131
Table 5.5	*Number of Disabled Students' Intake, Enrolment and Output by Gender in Community Colleges (2013-2014)*	
Jadual 5.6	Bilangan Staf Akademik Mengikut Jantina Dan Tahap Kelulusan Tertinggi Berdasarkan Kolej Komuniti (2013 - 2014)	132-145
Table 5.6	*Number of Academic Staff by Gender and Highest Qualification Level in Community Colleges (2013 - 2014)*	
Jadual 5.7	Bilangan Staf Akademik yang Melanjutkan Pengajian Dengan Tajaan Mengikut Peringkat Pengajian Berdasarkan Kolej Komuniti (2013 – 2014)	146-147
Table 5.7	*Number of Academic Staff Pursuing Studies With Sponsorship by Level Of Studies in Community Colleges (2013 – 2014)*	
Jadual 5.8	Bilangan Staf Akademik yang Melanjutkan Pengajian Tanpa Tajaan Mengikut Peringkat Pengajian Berdasarkan Kolej Komuniti (2013 – 2014)	148-149
Table 5.8	*Number of Academic Staff Pursuing Studies Without Sponsorship by Level Of Studies in Community Colleges (2013 – 2014)*	
BAB 6	**PELAJAR MALAYSIA DI LUAR NEGARA**	
CHAPTER 6	*MALAYSIAN STUDENT STUDYING ABROAD*	
Jadual 6.1	Bilangan Pelajar Malaysia di Luar Negara Mengikut Jenis Pembiayaan, Tahun 2013-2014	151-152
Table 6.1	*Number of Malaysian Students Studying Abroad by Destination Countries and Source of Fundings, Year 2013-2014*	
BAB 7	**MAKLUMAT TAMBAHAN**	
CHAPTER 7	*ADDITIONAL INFORMATION*	
Jadual 7.1	Bilangan dan Peratus Graduan Warganegara Malaysia Mengikut Status Pekerjaan Berdasarkan Kategori IPT (2013 - 2014)	154
Table 7.1	*Number and Percentage of Malaysian Graduates by Employment Status by categories of of HEIs (2013 - 2014)*	
Jadual 7.2	Bilangan dan Peratus Graduan Warganegara Malaysia Mengikut Status Pekerjaan Berdasarkan Bidang Pengajian (2013 - 2014)	155
Table 7.2	*Number and Percentage of Malaysian Graduates by Employment Status by Field of Studies (2013 - 2014)*	
Jadual 7.3	Bilangan dan Peratus Graduan Warganegara Malaysia Mengikut Status Pekerjaan Berdasarkan Peringkat Pengajian (2013 - 2014)	156
Table 7.3	*Number and Percentage of Malaysian Graduates by Employment Status According to Level of Studies (2013 - 2014)*	
Jadual 7.4	Bilangan dan Peratus Graduan Warganegara Malaysia Mengikut Kategori IPT Berdasarkan Taraf Pekerjaan (2013 - 2014)	157
Table 7.4	*Number and Percentage of Malaysian Graduates by Types of HEIs According to Employment Status (2013 - 2014)*	
Jadual 7.5	Bilangan dan Peratus Graduan Warganegara Malaysia Mengikut Kategori IPT Berdasarkan Sektor Pekerjaan (2013 - 2014)	158
Table 7.5	*Number and Percentage of Malaysian Graduates by Employment Sector and by Higher Learning Institute (2013 - 2014)*	
Jadual 7.6	Bilangan dan Peratus Graduan Warganegara Malaysia Mengikut Jenis IPT Berdasarkan Sebab Belum Bekerja (2013 - 2014)	159
Table 7.6	*Number and Percentage of Malaysian Graduates by Types of HEIs According to Reasons of Unemployment (2013 - 2014)*	

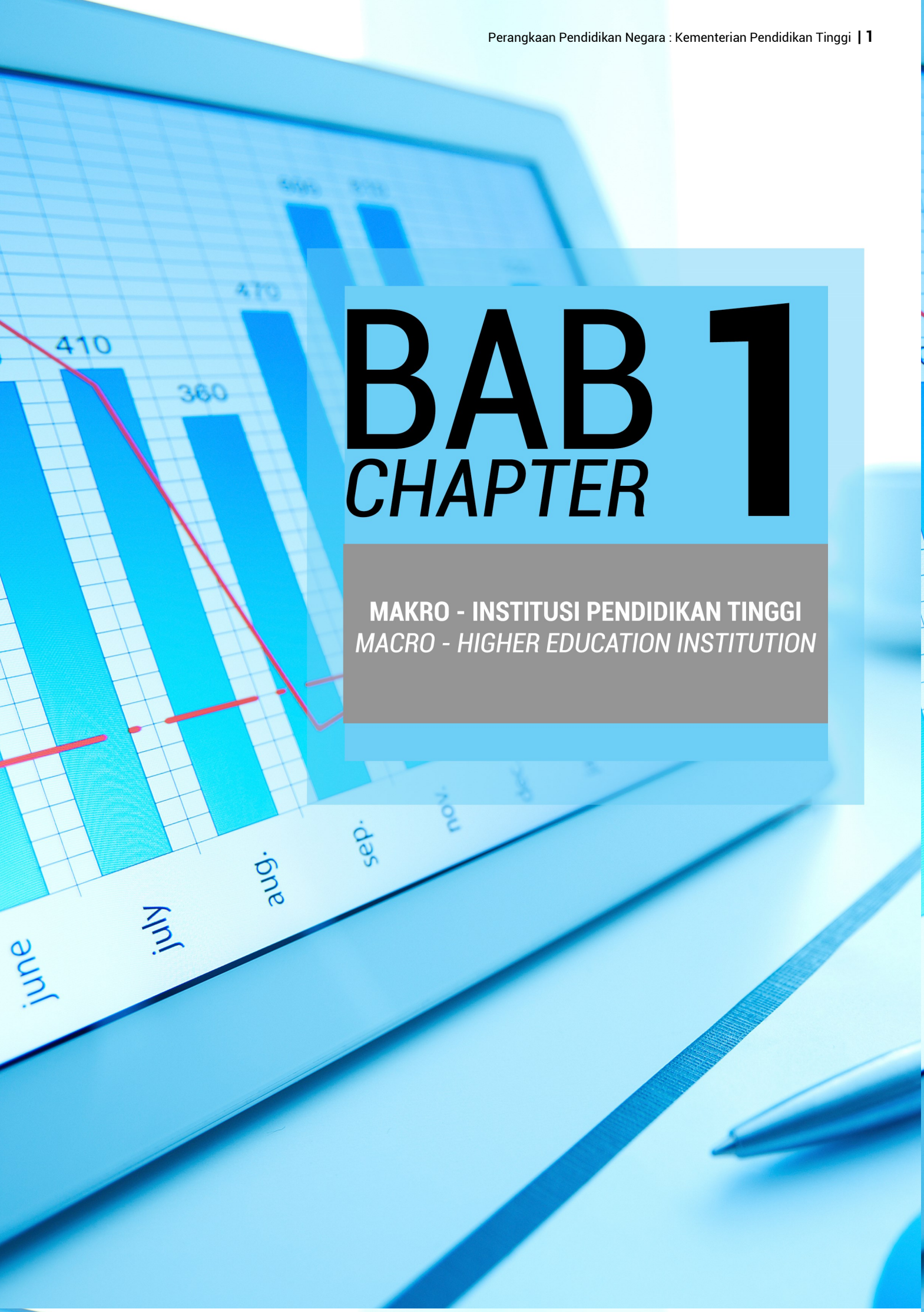

BAB 1
CHAPTER

MAKRO - INSTITUSI PENDIDIKAN TINGGI
MACRO - HIGHER EDUCATION INSTITUTION

Jadual *Table* **1.1**

Bilangan Kemasukan, Enrolmen dan Keluaran Mengikut Peringkat Pengajian di Institusi Pendidikan Tinggi Bagi Tahun 2014

Number of student's Intake, Enrolment and Output by Level of Study in HEIs for the year 2014

Peringkat Pengajian *Level of Study*		Kategori IPT *HEIs Category*	Kemasukan / *Intake*			Enrolmen / *Enrolment*			Keluaran / *Output*		
			L / M	P / F	J / T	L / M	P / F	J / T	L / M	P / F	J / T
1	**Ph.D** *Ph.D*	**UA**	3,557	3,077	6,634	16,705	14,309	31,014	1,704	1,086	2,790
		IPTS	444	335	779	922	952	1,874	64	147	211
		Politeknik	**Tiada Penawaran /** *Not Offered*								
		Kolej Komuniti									
2	**Sarjana Kepakaran (Perubatan dan Pergigian)** *Master (Medical and Dental)*	**UA**	162	253	415	522	872	1,394	75	163	238
		IPTS	**Tiada Data /** *Data is unavailable*								
		Politeknik	**Tiada Penawaran /** *Not Offered*								
		Kolej Komuniti									
3	**Sarjana Klinikal** *Master of Clinical*	**UA**	218	380	598	1,203	1,703	2,906	167	240	407
		IPTS	**Tiada Data /** *Data is unavailable*								
		Politeknik	**Tiada Penawaran /** *Not Offered*								
		Kolej Komuniti									
4	**Sarjana** *Master*	**UA**	8,815	13,712	22,527	23,977	36,308	60,285	6,116	9,086	15,202
		IPTS	1,831	2,096	3,927	6,430	7,809	14,239	833	713	1,546
		Politeknik	**Tiada Penawaran /** *Not Offered*								
		Kolej Komuniti									
5	**Diploma Lepasan Ijazah** *Postgraduate Diploma*	**UA**	237	296	533	520	692	1,212	252	407	659
		IPTS	**Tiada Penawaran /** *Not Offered*								
		Politeknik									
		Kolej Komuniti									
6	**Sarjana Muda** *Bachelor*	**UA**	32,751	60,771	93,522	124,463	216,075	340,538	24,748	46,525	71,273
		IPTS	22,345	28,239	50,584	92,508	105,681	198,189	10,697	12,164	22,861
		Politeknik	126	146	272	158	201	359	0	0	0
		Kolej Komuniti	**Tiada Penawaran /** *Not Offered*								
7	**Diploma Lanjutan** *Advanced Diploma*	**UA**	0	0	0	0	0	0	0	0	0
		IPTS	1,355	990	2,345	2,685	1,403	4,088	1,892	1,481	3,373
		Politeknik	50	53	103	137	119	256	129	113	242
		Kolej Komuniti	0	0	0	0	0	0	0	0	0

Bilangan Kemasukan, Enrolmen dan Keluaran Mengikut Peringkat Pendidikan di Institusi Pendidikan Tinggi Bagi Tahun 2014

Number of student's Intake, Enrolment and Output by Level of Study in HEIs for the year 2014

Jadual
Table
1.1

Peringkat Pendidikan *Level of Study*		Kategori IPT *HEIs Category*	Kemasukan / Intake			Enrolmen / Enrolment			Keluaran / Output		
			L / M	P / F	J / T	L / M	P / F	J / T	L / M	P / F	J / T
8	**Diploma** *Diploma*	**UA**	15,297	23,172	38,469	40,835	60,842	101,677	12,581	19,999	32,580
		IPTS	38,081	47,554	85,635	98,046	118,568	216,614	23,336	39,934	63,270
		Politeknik	17,026	16,294	33,320	48,576	42,501	91,077	10,914	11,700	22,614
		Kolej Komuniti	70	53	123	85	58	143	0	0	0
9	**Sijil**[1] *Certificate*[1]	**UA**	0	0	0	0	0	0	0	0	0
		IPTS	13,669	16,140	29,809	18,436	24,650	43,086	5,716	7,017	12,733
		Politeknik	33	40	73	91	88	179	27	13	40
		Kolej Komuniti	6,017	4,370	10,387	9,665	6,818	16,483	3,665	2,818	6,483
10	**Profesional** *Professional*	**UA**	194	439	633	1,077	2,057	3,134	84	189	273
		IPTS	0	0	0	0	0	0	0	0	0
		Politeknik	**Tiada Penawaran /** *Not Offered*								
		Kolej Komuniti									
11	**Matrikulasi & Asasi** *Matriculation & Foundation*	**UA**	4,935	8,742	13,677	5,469	9,807	15,276	3,967	7,403	11,370
		IPTS	**Tiada Penawaran /** *Not Offered*								
		Politeknik									
		Kolej Komuniti									
12	**Lain-lain**[2] *Others*	**UA**	2,671	5388	8059	1943	3807	5750	158	216	374
		IPTS	3,902	4,429	8,331	6,869	8,766	15,635	989	1,220	2,209
		Politeknik	235	295	530	161	149	310	93	192	285
		Kolej Komuniti	1,127	466	1,593	965	394	1,359	5,859	3,264	9,123
Jumlah / Total		**UA**	**68,837**	**116,230**	**185,067**	**216,714**	**346,472**	**563,186**	**49,852**	**85,314**	**135,166**
		IPTS[3]	**81,627**	**99,783**	**181,410**	**225,896**	**267,829**	**493,725**	**43,527**	**62,676**	**106,203**
		Politeknik	**17,470**	**16,828**	**34,298**	**49,123**	**43,058**	**92,181**	**11,163**	**12,018**	**23,181**
		Kolej Komuniti[4]	**7,214**	**4,889**	**12,103**	**10,715**	**7,270**	**17,985**	**3,665**	**2,818**	**6,483**
		Keseluruhan	**175,148**	**237,730**	**412,878**	**502,448**	**664,629**	**1,167,077**	**108,207**	**162,826**	**271,033**

NOTA:

1 **Politeknik & Kolej Komuniti** : Sijil dan Sijil Kemahiran Khas / *Certificate and Special Skills Certificate*
2 **IPTS :** Program Asas dan Kursus Pendek **/** *Foundation and Short Courses*
Politeknik : Pra Diploma **/** *Pre-Diploma*
Kolej Komuniti : Sijil Modular Kebangsaan **/** *Modular Certificate Programme (MCP)*
3 **Data IPTS** adalah data pelajar warganegara sahaja / *IPTS data is only for citizen*
4 **Kemasukan dan Enrolmen** adalah merangkumi peringkat Pendidikan Diploma, Sijil, Sijil Kemahiran Khas dan Sijil Modular Kebangsaan / Intake and Enrolment is including Diploma, Certificate, Special Skills Certificate and National Modular Certificate
Keluaran adalah merangkumi peringkat Sijil Kolej Komuniti dan Sijil Kemahiran Khas sahaja (lulusan yang tamat Pendidikan dengan jumlah jam kredit yang mencukupi bagi penganugerahan sijil) / Output is including Community College Certificate and Special Skills Certificate (student who are graduating with a sufficient credit hours)

Jadual *Table* **1.2**

Bilangan Kemasukan, Enrolmen dan Keluaran Berdasarkan Bidang Pengajian di Institusi Pendidikan Tinggi Bagi Tahun 2014

Number of student's Intake, Enrolment and Output by Field of Study in HEIs for the year 2014

	Bidang Pengajian *Field of Study*	Kategori IPT *HEIs Category*	Kemasukan / *Intake*			Enrolmen / *Enrolment*			Keluaran / *Output*		
			L / M	P / F	J / T	L / M	P / F	J / T	L / M	P / F	J / T
1	**Pendidikan** *Education*	**UA**	2,881	7,550	10,431	14,905	36,455	51,360	2,125	5,399	7,524
		IPTS	1,511	8,321	9,832	9,876	34,151	44,027	647	3,528	4,175
		Politeknik	**Tiada Penawaran /** *Not Offered*								
		Kolej Komuniti									
2	**Sastera & Kemanusiaan** *Arts & Humanities*	**UA**	6,014	11,198	17,212	18,543	32,571	51,114	4,146	7,770	11,916
		IPTS	6,366	6,601	12,967	19,056	21,514	40,570	2,831	3,667	6,498
		Politeknik	361	517	878	1,028	1,278	2,306	240	332	572
		Kolej Komuniti	375	280	655	576	382	958	38	40	78
3	***Sains Sosial, Perniagaan & Perundangan*** *Social Science, Business and Law*	**UA**	19,969	44,221	64,190	60,841	125,939	186,780	15,167	35,652	50,819
		IPTS	25,822	38,858	64,680	77,360	115,978	193,338	14,441	22,591	37,032
		Politeknik	1,944	6,267	8,211	4,910	16,461	21,371	1,560	5,450	7,010
		Kolej Komuniti	191	195	386	124	374	498	128	379	507
4	**Sains, Matematik & Komputer** *Science, Mathematic & Computer*	**UA**	10,912	21,114	32,026	30,212	53,028	83,240	7,102	14,006	21,108
		IPTS	9,762	5,628	15,390	28,520	15,116	43,636	5,153	3,684	8,837
		Politeknik	1,430	1,787	3,217	3,493	4,363	7,856	672	1,042	1,714
		Kolej Komuniti	991	721	1,712	1,390	1,396	2,786	711	621	1,332
5	**Kejuruteraan, Pembuatan & Pembinaan** *Engineering, Manufacturing & Construction*	**UA**	21,237	17,796	39,033	69,239	54,319	123,558	15,997	12,560	28,557
		IPTS	14,627	4,551	19,178	47,990	14,179	62,169	7,771	2,348	10,119
		Politeknik	12,887	6,147	19,034	37,638	16,203	53,841	8,214	3,906	12,120
		Kolej Komuniti	3,918	2,576	6,494	6,808	2,885	9,693	2,101	393	2,494
6	**Pertanian & Veterinar** *Agriculture & Veterinary*	**UA**	2,320	3,189	5,509	6,052	8,057	14,109	1,440	1,909	3,349
		IPTS	895	656	1,551	1,970	2,756	4,726	576	492	1,068
		Politeknik	235	355	590	409	566	975	0	0	0
		Kolej Komuniti	144	74	218	216	98	314	85	55	140
7	**Kesihatan & Kebajikan** *Health & Welfare*	**UA**	2,364	6,680	9,044	9,525	24,794	34,319	1,919	5,096	7,015
		IPTS	5,770	16,042	21,812	11,116	32,405	43,521	4,099	16,881	20,980
		Politeknik	**Tiada Penawaran /** *Not Offered*								
		Kolej Komuniti									

Bilangan Kemasukan, Enrolmen dan Keluaran Berdasarkan Bidang Pengajian di Institusi Pendidikan Tinggi Bagi Tahun 2014

Number of student's Intake, Enrolment and Output by Field of Study in HEIs for the year 2014

Jadual
Table
1.2

Bidang Pengajian *Field of Study*		Kategori IPT *HEIs Category*	Kemasukan / *Intake*			Enrolmen / *Enrolment*			Keluaran / *Output*		
			L / M	P / F	J / T	L / M	P / F	J / T	L / M	P / F	J / T
8	Perkhidmatan *Services*	UA	2,921	4,019	6,940	7,343	11,214	18,557	1,956	2,922	4,878
		IPTS	6,042	6,395	12,437	15,029	14,704	29,733	3,650	4,445	8,095
		Politeknik	613	1,755	2,368	1,645	4,187	5,832	477	1,288	1,765
		Kolej Komuniti	1,364	970	2,334	1,453	2,086	3,539	602	1,330	1,932
9	Program Asas *General Programmes*	UA	219	463	682	54	95	149	0	0	0
		IPTS	10,832	12,731	23,563	14,979	17,026	32,005	4,359	5,040	9,399
		Politeknik	0	0	0	0	0	0	0	0	0
		Kolej Komuniti	231	73	304	148	49	197	0	0	0
Jumlah / *Total*		UA	**68,837**	**116,230**	**185,067**	**216,714**	**346,472**	**563,186**	**49,852**	**85,314**	**135,166**
		IPTS	**81,627**	**99,783**	**181,410**	**225,896**	**267,829**	**493,725**	**43,527**	**62,676**	**106,203**
		Politeknik	**17,470**	**16,828**	**34,298**	**49,123**	**43,058**	**92,181**	**11,163**	**12,018**	**23,181**
		Kolej Komuniti	**7,214**	**4,889**	**12,103**	**10,715**	**7,270**	**17,985**	**3,665**	**2,818**	**6,483**
		Keseluruhan	**175,148**	**237,730**	**412,878**	**502,448**	**664,629**	**1,167,077**	**108,207**	**162,826**	**271,033**

Jadual *Table* **1.3**

Bilangan Staf Akademik Mengikut Jantina dan Kelulusan Tertinggi Berdasarkan Institusi Pendidikan Tinggi Bagi Tahun 2014

Number of Academics Staffs by Gender and Highest Qualification in HEIs for the year 2014

Tahap Kelulusan *Level of Education*		Kategori IPT *HEIs Category*	Staf Akademik / *Academic Staff*		
			P / *F*	J / *T*	J / T
1	Ph.D *Ph.D*	UA	7,273	5,777	13,050
		IPTS	3029	1479	4,508
		Politeknik	25	28	53
		Kolej Komuniti	3	1	4
2	Sarjana *Master*	UA	6,531	9,374	15,905
		IPTS	8890	9756	18,646
		Politeknik	954	1468	2,422
		Kolej Komuniti	173	332	505
3	Ijazah Sarjana Muda *Bachelor*	UA	1,050	1,603	2,653
		IPTS	4845	6492	11,337
		Politeknik	1738	2487	4,225
		Kolej Komuniti	644	1106	1,750
4	Diploma *Diploma*	UA	90	39	129
		IPTS	464	523	987
		Politeknik	271	189	460
		Kolej Komuniti	247	218	465
5	Lain-lain[1] *Others*	UA	101	79	180
		IPTS	418	289	707
		Politeknik	0	0	0
		Kolej Komuniti	1	2	3
Jumlah *Others*		UA	**15,045**	**16,872**	**31,917**
		IPTS	**17,646**	**18,539**	**36,185**
		Politeknik	**2,988**	**4,172**	**7,160**
		Kolej Komuniti	**1,068**	**1,659**	**2,727**

Nota / Note :

[1] **UA :** Sijil, Diploma Lanjutan, Profesional dan Diploma Lepasan Ijazah / *Certificate, Advance Diploma, Professional and Postgraduates Diploma Levels*
IPTS : *Sijil, Diploma Lanjutan dan Professional/ Certificate, Advance Diploma and Professional Levels*
Kolej Komuniti : *Sijil, Diploma Lanjutan dan Profesional / Certificate, Advance Diploma and Professional Levels*

Bilangan Pelajar Antarabangsa di Institusi Pendidikan Tinggi dan Sekolah Swasta/ Antarabangsa, bagi tahun 2014

Number of International Students in Higher Education Institution (HEI) and Private and International School, for the year 2014

Jadual *Table* **1.4**

Institusi *Institution*		**Bilangan** *Total*	**Pendidikan Tinggi (%)** *Higher Education (%)*	**Keseluruhan (%)** *Overall (%)*
Pendidikan Tinggi *Higher Education*	**Jumlah Prasiswazah** *Total Undergraduate*	**80,026**	**74.2**	**79.6**
	A) Universiti Awam *Public Universities*	9,885		
	B) Institusi Pendidikan Tinggi Swasta (IPTS) *Private Higher Education Institusiions (PHEI)*	70,141		
	Jumlah Pasca Siswazah *Total Postgraduate*	**27,812**	**25.8**	
	A) Universiti Awam *Public Universities*	22,957		
	B) Institusi Pendidikan Tinggi Swasta (IPTS) *Private Higher Education Institusiions (PHEI)*	4,855		
Jumlah Keseluruhan Pelajar Antarabangsa di Institusi Pendidikan Tinggi *Total Number of International Students in HEIs*		**107,838**	**100.0**	
Sekolah Swasta/Antarabangsa *Private/International Schools*		27,664		20.4
Jumlah Keseluruhan Pelajar Antarabangsa *Total Number of International Students*		**135,502**		**100.0**

Sumber / *Sources :*

Data universiti awam - MyMohes, Bahagian Perancangan, Penyelidikan dan Penyelarasan Dasar, KPT /
Public university data - MyMohes, Planning, Research and Policy Coordination Division, KPT

Data IPTS - Education Malaysia Global Services (EMGS) /
Private HEIs data - Education Malaysia Global Services (EMGS)

Data Sekolah Swasta/ Antarabangsa - Bahagian Pendidikan Swasta (BPS), Sektor Pelajaran, KPM /
Private/ International *School data - Private Education Division, Education Sector,MOE*

Nota / *Notes :*

Universiti Awam : Jumlah pelajar antarabangsa terkumpul (kumulatif) iaitu bilangan enrolm*en* pada tarikh cut-off date dan bilangan *kumulatif* graduan sehingga tarikh cut-off date pada tahun semasa.

IPTS : Jumlah pemegang pas pelajar aktif dan special pass (sp)*. /
Private HEIs : Number of active students and special pass holders

Sekolah Swasta/Antarabangsa : Bilangan pelajar antarabangsa di Sekolah adalah merangkumi semua pelajar antarabangsa di Sek. Antarabangsa, Sek. Expatriat, SR Akademik, SM Akademik, SR Agama, SM Agama, SM Persendirian Cina, Sek. Pendidikan Khas. /
International/Private School : Number of international students consist of students in International Schools, Expatriate Schools, Academic Primary Schools, Academic Secondary Schools, Religious Primary Schools, Religious Secondary Schools, Chinese Private Secondary , Special Education Schools

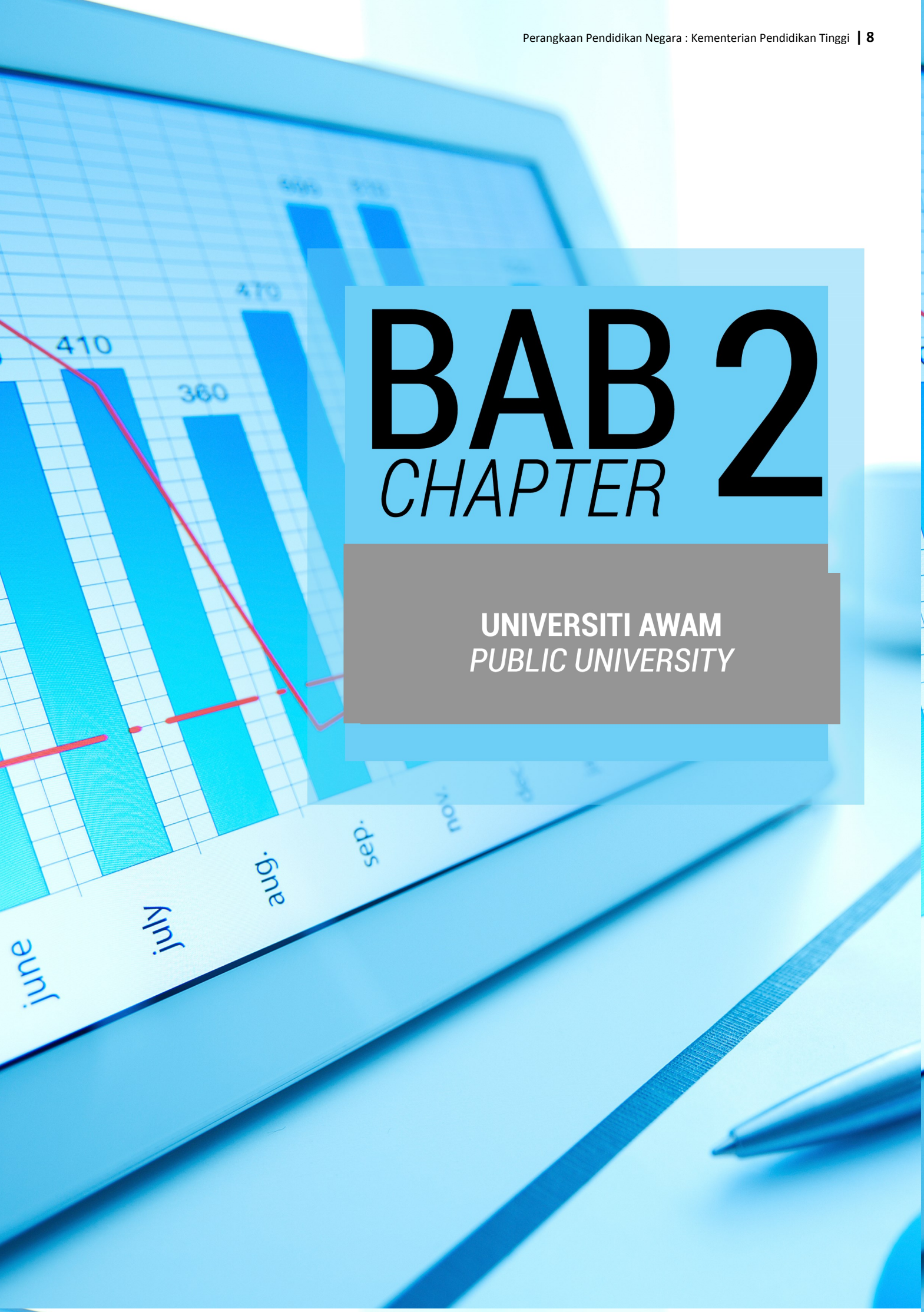

BAB 2
CHAPTER

UNIVERSITI AWAM
PUBLIC UNIVERSITY

Jadual *Table* **2.1**

Bilangan Kemasukan, Enrolmen dan Keluaran Mengikut Jantina Berdasarkan Universiti Awam (UA) (2013-2014)

Number of Student's Intake, Enrolment and Output by Gender in Public University (2013-2014)

UA *Public University*		Tahun *Year*	Kemasukan / *Intake*			Enrolmen / *Enrolment*			Keluaran / *Output*		
			L / *M*	P / *F*	J / *T*	L / *M*	P / *F*	J / *T*	L / *M*	P / *F*	J / *T*
1	UM	**2014**	**3,282**	**5,203**	**8,485**	**10,231**	**15,332**	**25,563**	**2,531**	**4,103**	**6,634**
		2013	3,493	4,900	8,393	11,037	16,054	27,091	2,246	3,280	5,526
2	USM	**2014**	**2,813**	**4,694**	**7,507**	**12,125**	**18,722**	**30,847**	**2,294**	**4,087**	**6,381**
		2013	3,498	5,672	9,170	11,300	17,765	29,065	2,306	4,053	6,359
3	UKM	**2014**	**2,897**	**5,575**	**8,472**	**11,852**	**19,840**	**31,692**	**2,146**	**3,904**	**6,050**
		2013	2,577	4,670	7,247	11,514	18,527	30,041	2,282	4,279	6,561
4	UPM	**2014**	**3,185**	**5,815**	**9,000**	**10,933**	**19,870**	**30,803**	**2,387**	**4,269**	**6,656**
		2013	3,181	5,434	8,615	11,820	20,272	32,092	2,708	5,017	7,725
5	UTM	**2014**	**4,455**	**3,936**	**8,391**	**18,172**	**14,861**	**33,033**	**3,599**	**3,465**	**7,064**
		2013	4,445	3,751	8,196	18,410	14,951	33,361	3,131	2,912	6,043
6	UUM	**2014**	**2,788**	**4,817**	**7,605**	**11,723**	**18,982**	**30,705**	**2,261**	**4,341**	**6,602**
		2013	3,078	4,641	7,719	11,733	19,104	30,837	2,276	5,124	7,400
7	UIAM	**2014**	**4,172**	**6,550**	**10,722**	**12,860**	**18,674**	**31,534**	**3,312**	**4,895**	**8,207**
		2013	3,965	5,812	9,777	13,592	18,494	32,086	3,056	4,616	7,672
8	UniMAS	**2014**	**1,720**	**3,627**	**5,347**	**5,649**	**11,179**	**16,828**	**1,125**	**2,813**	**3,938**
		2013	2,017	4,025	6,042	5,788	11,410	17,198	693	1,650	2,343
9	UMS	**2014**	**1,897**	**3,933**	**5,830**	**8,174**	**13,616**	**21,790**	**1,283**	**2,702**	**3,985**
		2013	1,786	3,315	5,101	9,511	15,696	25,207	1,245	2,518	3,763
10	UPSI	**2014**	**1,509**	**3,966**	**5,475**	**7,850**	**21,056**	**28,906**	**1,253**	**3,073**	**4,326**
		2013	1,917	4,202	6,119	7,574	20,085	27,659	1,364	4,573	5,937
11	UiTM	**2014**	**27,718**	**51,383**	**79,101**	**65,405**	**119,728**	**185,133**	**19,596**	**38,276**	**57,872**
		2013	26,527	47,686	74,213	68,001	121,550	189,551	17,784	33,470	51,254

Bilangan Kemasukan, Enrolmen dan Keluaran Mengikut Jantina Berdasarkan Universiti Awam (UA) (2013-2014)

Number of Student's Intake, Enrolment and Output by Gender in Public University (2013-2014)

Jadual *Table* **2.1**

UA *Public University*		Tahun *Year*	Kemasukan / *Intake*			Enrolmen / *Enrolment*			Keluaran / *Output*		
			L / *M*	P / *F*	J / *T*	L / *M*	P / *F*	J / *T*	L / *M*	P / *F*	J / *T*
12	UniSZA	**2014**	**1,064**	**2,089**	**3,153**	**2,722**	**6,199**	**8,921**	**535**	**1,415**	**1,950**
		2013	747	1,905	2,652	2,321	5,656	7,977	373	1,063	1,436
13	UMT	**2014**	**840**	**2,257**	**3,097**	**2,777**	**6,979**	**9,756**	**548**	**1,456**	**2,004**
		2013	800	2,138	2,938	2,500	6,215	8,715	589	1,379	1,968
14	USIM	**2014**	**1,226**	**2,605**	**3,831**	**4,466**	**9,506**	**13,972**	**723**	**1,728**	**2,451**
		2013	1,302	2,529	3,831	4,056	8,966	13,022	420	1,079	1,499
15	UTHM	**2014**	**2,299**	**2,360**	**4,659**	**8,116**	**8,121**	**16,237**	**1,937**	**1,530**	**3,467**
		2013	2,291	2,268	4,559	7,898	7,421	15,319	1,588	1,938	3,526
16	UTeM	**2014**	**1,790**	**1,285**	**3,075**	**7,813**	**5,547**	**13,360**	**1,231**	**757**	**1,988**
		2013	2,023	1,447	3,470	7,456	5,137	12,593	1,077	715	1,792
17	UMP	**2014**	**1,372**	**1,304**	**2,676**	**4,642**	**4,643**	**9,285**	**1,023**	**1,025**	**2,048**
		2013	1,316	1,335	2,651	4,448	4,456	8,904	823	902	1,725
18	UniMAP	**2014**	**1,909**	**2,124**	**4,033**	**6,247**	**6,019**	**12,266**	**1,025**	**777**	**1,802**
		2013	1,927	1,854	3,781	5,596	4,819	10,415	1,003	867	1,870
19	UMK	**2014**	**813**	**2,346**	**3,159**	**2,604**	**6,736**	**9,340**	**177**	**393**	**570**
		2013	745	2,033	2,778	1,882	4,561	6,443	164	371	535
20	UPNM	**2014**	**1,088**	**361**	**1,449**	**2,353**	**862**	**3,215**	**866**	**305**	**1,171**
		2013	840	326	1,166	1,988	795	2,783	783	310	1,093
JUMLAH / *TOTAL*		**2014**	**68,837**	**116,230**	**185,067**	**216,714**	**346,472**	**563,186**	**49,852**	**85,314**	**135,166**
		2013	68,475	109,943	178,418	218,425	341,934	560,359	45,911	80,116	126,027

Jadual *Table* **2.2**

Enrolmen Pelajar Mengikut Taraf Kewarganegaraan dan Jantina Berdasarkan UA (2013-2014)

Number of Student's Enrolment by Citizenship and Gender in Public HEIs (2013-2014)

UA *Public University*		Tahun *Year*	Warganegara / *Citizens*			Bukan Warganegara / *Non-citizens*			Jumlah / *Total*
			L / *M*	P / *F*	J / *T*	L / *M*	P / *F*	J / *T*	
1	UM	**2014**	**8,283**	**14,151**	**22,434**	**1,948**	**1,181**	**3,129**	**25,563**
		2013	8,852	14,469	23,321	2,185	1,585	3,770	27,091
2	USM	**2014**	**10,926**	**18,064**	**28,990**	**1,199**	**658**	**1,857**	**30,847**
		2013	9,877	16,973	26,850	1,423	792	2,215	29,065
3	UKM	**2014**	**9,933**	**18,915**	**28,848**	**1,919**	**925**	**2,844**	**31,692**
		2013	9,467	17,487	26,954	2,047	1,040	3,087	30,041
4	UPM	**2014**	**8,804**	**18,664**	**27,468**	**2,129**	**1,206**	**3,335**	**30,803**
		2013	9,505	18,883	28,388	2,315	1,389	3,704	32,092
5	UTM	**2014**	**15,841**	**14,104**	**29,945**	**2,331**	**757**	**3,088**	**33,033**
		2013	15,568	14,014	29,582	2,842	937	3,779	33,361
6	UUM	**2014**	**9,872**	**18,211**	**28,083**	**1,851**	**771**	**2,622**	**30,705**
		2013	10,102	18,417	28,519	1,631	687	2,318	30,837
7	UIAM	**2014**	**9,488**	**16,735**	**26,223**	**3,372**	**1,939**	**5,311**	**31,534**
		2013	9,963	16,547	26,510	3,629	1,947	5,576	32,086
8	UniMAS	**2014**	**5,400**	**11,070**	**16,470**	**249**	**109**	**358**	**16,828**
		2013	5,595	11,318	16,913	193	92	285	17,198
9	UMS	**2014**	**7,870**	**13,385**	**21,255**	**304**	**231**	**535**	**21,790**
		2013	9,072	15,381	24,453	439	315	754	25,207
10	UPSI	**2014**	**7,707**	**20,947**	**28,654**	**143**	**109**	**252**	**28,906**
		2013	7,418	19,956	27,374	156	129	285	27,659
11	UiTM	**2014**	**65,247**	**119,512**	**184,759**	**158**	**216**	**374**	**185,133**
		2013	67,807	121,323	189,130	194	227	421	189,551

Enrolmen Pelajar Mengikut Taraf Kewarganegaraan dan Jantina Berdasarkan UA (2013-2014)

Number of Student's Enrolment by Citizenship and Gender in Public HEIs (2013-2014)

Jadual *Table* **2.2**

UA *Public University*		Tahun *Year*	Warganegara / *Citizens*			Bukan Warganegara / *Non-citizens*			Jumlah / *Total*
			L / M	P / F	J / T	L / M	P / F	J / T	
12	UniSZA	**2014**	**2,567**	**6,150**	**8,717**	**155**	**49**	**204**	**8,921**
		2013	2,290	5,618	7,908	31	38	69	7,977
13	UMT	**2014**	**2,702**	**6,954**	**9,656**	**75**	**25**	**100**	**9,756**
		2013	2,435	6,191	8,626	65	24	89	8,715
14	USIM	**2014**	**3,796**	**9,329**	**13,125**	**670**	**177**	**847**	**13,972**
		2013	3,496	8,832	12,328	560	134	694	13,022
15	UTHM	**2014**	**7,636**	**8,058**	**15,694**	**480**	**63**	**543**	**16,237**
		2013	7,463	7,378	14,841	435	43	478	15,319
16	UTeM	**2014**	**7,404**	**5,516**	**12,920**	**409**	**31**	**440**	**13,360**
		2013	7,080	5,115	12,195	376	22	398	12,593
17	UMP	**2014**	**4,340**	**4,570**	**8,910**	**302**	**73**	**375**	**9,285**
		2013	4,262	4,402	8,664	186	54	240	8,904
18	UniMAP	**2014**	**5,611**	**5,932**	**11,543**	**636**	**87**	**723**	**12,266**
		2013	5,054	4,755	9,809	542	64	606	10,415
19	UMK	**2014**	**2,564**	**6,724**	**9,288**	**40**	**12**	**52**	**9,340**
		2013	1,839	4,552	6,391	43	9	52	6,443
20	UPNM	**2014**	**2,303**	**859**	**3,162**	**50**	**3**	**53**	**3,215**
		2013	1,983	794	2,777	5	1	6	2,783
JUMLAH / *TOTAL*		**2014**	**198,294**	**337,850**	**536,144**	**18,420**	**8,622**	**27,042**	**563,186**
		2013	199,128	332,405	531,533	19,297	9,529	28,826	560,359

Jadual *Table* **2.3**

Bilangan Kemasukan, Enrolmen dan Keluaran Mengikut Peringkat Pengajian dan Jantina Berdasarkan UA (2013-2014)

Number of Student's Intake, Enrolment And Output by Level of Study and Gender in Public HEIs (2013-2014)

Jadual *Table* **2.3(i)**

Ph.D / *Ph.D*

UA *Public University*		Tahun *Year*	Kemasukan / *Intake*			Enrolmen / *Enrolment*			Keluaran / *Output*		
			L / *M*	P / *F*	J / *T*	L / *M*	P / *F*	J / *T*	L / *M*	P / *F*	J / *T*
1	UM	**2014**	**459**	**403**	**862**	**1,883**	**1,825**	**3,708**	**227**	**181**	**408**
		2013	458	415	873	1,739	1,652	3,391	238	205	443
2	USM	**2014**	**308**	**268**	**576**	**1,780**	**1,665**	**3,445**	**300**	**224**	**524**
		2013	321	346	667	1,872	1,665	3,537	269	152	421
3	UKM	**2014**	**256**	**313**	**569**	**2,161**	**2,190**	**4,351**	**276**	**210**	**486**
		2013	275	280	555	2,276	2,137	4,413	208	131	339
4	UPM	**2014**	**461**	**441**	**902**	**1,922**	**2,070**	**3,992**	**218**	**162**	**380**
		2013	411	395	806	2,077	2,031	4,108	200	183	383
5	UTM	**2014**	**543**	**435**	**978**	**2,648**	**1,973**	**4,621**	**303**	**125**	**428**
		2013	517	356	873	2,709	1,803	4,512	193	87	280
6	UUM	**2014**	**420**	**237**	**657**	**1,656**	**905**	**2,561**	**99**	**34**	**133**
		2013	448	204	652	1,415	748	2,163	91	25	116
7	UIAM	**2014**	**198**	**140**	**338**	**918**	**628**	**1,546**	**108**	**49**	**157**
		2013	166	106	272	896	559	1,455	84	32	116
8	UniMAS	**2014**	**76**	**60**	**136**	**241**	**175**	**416**	**7**	**8**	**15**
		2013	64	50	114	183	133	316	15	9	24
9	UMS	**2014**	**70**	**61**	**131**	**371**	**291**	**662**	**14**	**12**	**26**
		2013	61	64	125	325	249	574	10	8	18
10	UPSI	**2014**	**73**	**84**	**157**	**425**	**382**	**807**	**8**	**9**	**17**
		2013	87	74	161	381	323	704	9	7	16
11	UiTM	**2014**	**112**	**265**	**377**	**769**	**1,182**	**1,951**	**37**	**44**	**81**
		2013	144	211	355	749	1,064	1,813	23	26	49

Bilangan Kemasukan, Enrolmen dan Keluaran Mengikut Jantina Berdasarkan UA (2013-2014)

Number of Student's Intake, Enrolment and Output by Gender in Public HEIs (2013-2014)

Jadual *Table* **2.3**

Jadual *Table* 2.3(i)			Ph.D								
			Ph.D								
UA *Public University*		Tahun *Year*	Kemasukan / *Intake*			Enrolmen / *Enrolment*			Keluaran / *Output*		
			L / *M*	P / *F*	J / *T*	L / *M*	P / *F*	J / *T*	L / *M*	P / *F*	J / *T*
12	UniSZA	**2014**	**110**	**81**	**191**	**154**	**112**	**266**	**2**	**3**	**5**
		2013	21	12	33	49	30	79	3	0	3
13	UMT	**2014**	**32**	**39**	**71**	**127**	**142**	**269**	**2**	**1**	**3**
		2013	31	27	58	108	112	220	17	16	33
14	USIM	**2014**	**83**	**34**	**117**	**465**	**120**	**585**	**14**	**2**	**16**
		2013	160	35	195	404	97	501	27	5	32
15	UTHM	**2014**	**135**	**69**	**204**	**390**	**213**	**603**	**22**	**5**	**27**
		2013	129	64	193	284	167	451	9	6	15
16	UTeM	**2014**	**43**	**33**	**76**	**229**	**108**	**337**	**4**	**5**	**9**
		2013	52	19	71	193	87	280	2	0	2
17	UMP	**2014**	**72**	**40**	**112**	**219**	**137**	**356**	**15**	**6**	**21**
		2013	65	42	107	162	101	263	12	5	17
18	UniMAP	**2014**	**79**	**53**	**132**	**234**	**130**	**364**	**35**	**6**	**41**
		2013	79	44	123	239	107	346	18	8	26
19	UMK	**2014**	**15**	**15**	**30**	**54**	**37**	**91**	**1**	**0**	**1**
		2013	13	11	24	65	32	97	0	0	0
20	UPNM	**2014**	**12**	**6**	**18**	**59**	**24**	**83**	**12**	**0**	**12**
		2013	9	9	18	43	14	57	0	0	0
JUMLAH / *TOTAL*		**2014**	**3,557**	**3,077**	**6,634**	**16,705**	**14,309**	**31,014**	**1,704**	**1,086**	**2,790**
		2013	3,511	2,764	6,275	16,169	13,111	29,280	1,428	905	2,333

Jadual *Table* **2.3**

Bilangan Kemasukan, Enrolmen dan Keluaran Mengikut Peringkat Pengajian dan Jantina Berdasarkan UA (2013-2014)

Number of Student's Intake, Enrolment And Output by Level of Study and Gender in Public HEIs (2013-2014)

Jadual *Table* **2.3(ii)**

Sarjana / *Masters*

UA *Public University*		Tahun *Year*	Kemasukan / *Intake*			Enrolmen / *Enrolment*			Keluaran / *Output*		
			L / *M*	P / *F*	J / *T*	L / *M*	P / *F*	J / *T*	L / *M*	P / *F*	J / *T*
1	UM	**2014**	**896**	**1,423**	**2,319**	**3,121**	**4,909**	**8,030**	**667**	**983**	**1,650**
		2013	1,048	1,458	2,506	3,193	4,846	8,039	684	900	1,584
2	USM	**2014**	**643**	**1,163**	**1,806**	**1,774**	**3,121**	**4,895**	**559**	**1,114**	**1,673**
		2013	595	1,151	1,746	1,861	3,295	5,156	586	971	1,557
3	UKM	**2014**	**1,248**	**2,030**	**3,278**	**3,890**	**6,042**	**9,932**	**758**	**1,332**	**2,090**
		2013	1,125	1,635	2,760	3,578	5,584	9,162	730	1,162	1,892
4	UPM	**2014**	**965**	**1,416**	**2,381**	**2,532**	**4,040**	**6,572**	**832**	**1,233**	**2,065**
		2013	974	1,382	2,356	3,391	5,114	8,505	888	1,230	2,118
5	UTM	**2014**	**1,162**	**1,336**	**2,498**	**2,513**	**2,982**	**5,495**	**1,112**	**1,118**	**2,230**
		2013	1,094	1,203	2,297	2,832	3,038	5,870	1,129	1,013	2,142
6	UUM	**2014**	**685**	**888**	**1,573**	**2,000**	**2,597**	**4,597**	**477**	**565**	**1,042**
		2013	775	946	1,721	2,005	2,482	4,487	499	578	1,077
7	UIAM	**2014**	**483**	**532**	**1,015**	**1,469**	**1,552**	**3,021**	**445**	**386**	**831**
		2013	386	434	820	1,499	1,531	3,030	316	318	634
8	UniMAS	**2014**	**155**	**281**	**436**	**436**	**669**	**1,105**	**85**	**122**	**207**
		2013	132	222	354	425	574	999	72	117	189
9	UMS	**2014**	**315**	**536**	**851**	**1,448**	**1,850**	**3,298**	**42**	**60**	**102**
		2013	113	144	257	1,227	1,442	2,669	56	74	130
10	UPSI	**2014**	**379**	**999**	**1,378**	**1,295**	**2,861**	**4,156**	**229**	**507**	**736**
		2013	549	1,168	1,717	964	2,036	3,000	190	354	544
11	UiTM	**2014**	**1,133**	**2,654**	**3,787**	**2,359**	**5,417**	**7,776**	**658**	**1,611**	**2,269**
		2013	1,153	2,504	3,657	2,422	5,378	7,800	640	1,488	2,128

Bilangan Kemasukan, Enrolmen dan Keluaran Mengikut Jantina Berdasarkan UA (2013-2014)

Number of Student's Intake, Enrolment and Output by Gender in Public HEIs (2013-2014)

Jadual *Table* **2.3**

Jadual *Table* 2.3(ii)		Sarjana *Masters*									
UA *Public University*		Tahun *Year*	Kemasukan / *Intake*			Enrolmen / *Enrolment*			Keluaran / *Output*		
			L / *M*	P / *F*	J / *T*	L / *M*	P / *F*	J / *T*	L / *M*	P / *F*	J / *T*
12	UniSZA	**2014**	**181**	**69**	**250**	**206**	**131**	**337**	**5**	**5**	**10**
		2013	19	30	49	80	85	165	13	10	23
13	UMT	**2014**	**60**	**138**	**198**	**186**	**388**	**574**	**10**	**23**	**33**
		2013	59	104	163	134	286	420	36	68	104
14	USIM	**2014**	**105**	**102**	**207**	**334**	**273**	**607**	**42**	**44**	**86**
		2013	129	78	207	247	184	431	33	59	92
15	UTHM	**2014**	**250**	**228**	**478**	**692**	**676**	**1,368**	**251**	**229**	**480**
		2013	332	323	655	730	739	1,469	228	293	521
16	UTeM	**2014**	**179**	**147**	**326**	**616**	**497**	**1,113**	**86**	**45**	**131**
		2013	162	156	318	554	383	937	79	58	137
17	UMP	**2014**	**113**	**139**	**252**	**235**	**298**	**533**	**26**	**46**	**72**
		2013	76	108	184	161	217	378	27	37	64
18	UniMAP	**2014**	**156**	**152**	**308**	**321**	**264**	**585**	**60**	**42**	**102**
		2013	117	114	231	286	207	493	34	19	53
19	UMK	**2014**	**70**	**96**	**166**	**207**	**259**	**466**	**11**	**20**	**31**
		2013	66	79	145	160	201	361	0	0	0
20	UPNM	**2014**	**17**	**16**	**33**	**68**	**57**	**125**	**3**	**4**	**7**
		2013	15	12	27	53	39	92	0	0	0
JUMLAH / *TOTAL*		**2014**	**9,195**	**14,345**	**23,540**	**25,702**	**38,883**	**64,585**	**6,358**	**9,489**	**15,847**
		2013	8,919	13,251	22,170	25,802	37,661	63,463	6,240	8,749	14,989

Jadual *Table* **2.3**

Bilangan Kemasukan, Enrolmen dan Keluaran Mengikut Peringkat Pengajian dan Jantina Berdasarkan UA (2013-2014)

Number of Student's Intake, Enrolment And Output by Level of Study and Gender in Public HEIs (2013-2014)

Jadual *Table* **2.3(iii)**

Diploma Lepasan Ijazah

Postgraduate Diploma

UA *Public University*		Tahun *Year*	Kemasukan / *Intake*			Enrolmen / *Enrolment*			Keluaran / *Output*		
			L / *M*	P / *F*	J / *T*	L / *M*	P / *F*	J / *T*	L / *M*	P / *F*	J / *T*
1	UM	**2014**	**0**	**0**	**0**	**0**	**0**	**0**	**0**	**0**	**0**
		2013	0	0	0	0	9	9	0	0	0
2	USM	**2014**	**0**	**0**	**0**	**0**	**0**	**0**	**0**	**0**	**0**
		2013	0	0	0	0	0	0	42	308	350
3	UKM	**2014**	**34**	**51**	**124**	**138**	**23**	**42**	**85**	**262**	**65**
		2013	29	78	107	160	168	328	31	69	100
4	UPM	**2014**	**0**	**0**	**0**	**0**	**0**	**0**	**0**	**0**	**0**
		2013	0	0	0	0	1	1	15	60	75
5	UTM	**2014**	**0**	**0**	**0**	**0**	**1**	**1**	**0**	**0**	**2**
		2013	0	0	0	1	1	2	17	109	126
6	UUM	**2014**	**59**	**34**	**69**	**48**	**14**	**33**	**93**	**117**	**47**
		2013	0	0	0	6	8	14	50	362	412
7	UIAM	**2014**	**86**	**100**	**208**	**267**	**24**	**26**	**186**	**475**	**50**
		2013	46	68	114	521	634	1,155	276	426	702
9	UMS	**2014**	**0**	**0**	**34**	**66**	**0**	**0**	**0**	**100**	**100**
		2013	0	0	0	37	74	111	3	8	11
10	UPSI	**2014**	**0**	**0**	**9**	**25**	**145**	**232**	**0**	**34**	**377**
		2013	158	259	417	154	262	416	396	1,732	2,128
11	UiTM	**2014**	**47**	**90**	**49**	**93**	**36**	**53**	**137**	**142**	**89**
		2013	43	60	103	41	67	108	54	387	441
12	UniSZA	**2014**	**0**	**0**	**0**	**0**	**0**	**0**	**0**	**0**	**0**
		2013	0	0	0	0	0	0	12	80	92
14	USIM	**2014**	**11**	**21**	**27**	**54**	**9**	**20**	**32**	**81**	**29**
		2013	20	43	63	18	46	64	23	30	53
15	UTHM	**2014**	**0**	**0**	**0**	**1**	**0**	**0**	**0**	**1**	**0**
		2013	0	0	0	0	1	1	32	422	454
JUMLAH / *TOTAL*		**2014**	**237**	**296**	**533**	**520**	**692**	**1,212**	**252**	**407**	**659**
		2013	296	508	804	938	1,271	2,209	951	3,993	4,944

Bilangan Kemasukan, Enrolmen dan Keluaran Mengikut Jantina Berdasarkan UA (2013-2014)

Number of Student's Intake, Enrolment and Output by Gender in Public HEIs (2013-2014)

Jadual *Table* **2.3**

Jadual *Table* 2.3(iv)		Sarjana Muda *Bachelor*										
UA *Public University*		Tahun *Year*	Kemasukan / *Intake*			Enrolmen / *Enrolment*			Keluaran / *Output*		
			L / *M*	P / *F*	J / *T*	L / *M*	P / *F*	J / *T*	L / *M*	P / *F*	J / *T*
1	UM	**2014**	**1059**	**2036**	**3095**	**4590**	**7753**	**12343**	**1041**	**2040**	**3081**
		2013	947	1,597	2,544	5,068	8,265	13,333	864	1,415	2,279
2	USM	**2014**	**1,845**	**3,224**	**5,069**	**8,538**	**13,742**	**22,280**	**1,421**	**2,684**	**4,105**
		2013	2,573	4,076	6,649	7,536	12,567	20,103	1,386	2,570	3,956
3	UKM	**2014**	**1,310**	**3,121**	**4,431**	**5,610**	**11,384**	**16,994**	**1,073**	**2,295**	**3,368**
		2013	1,091	2,580	3,671	5,455	10,580	16,035	1,297	2,857	4,154
4	UPM	**2014**	**1,168**	**2,994**	**4,162**	**5,491**	**12,434**	**17,925**	**1,014**	**2,337**	**3,351**
		2013	1,300	2,943	4,243	5,544	12,073	17,617	1,226	2,916	4,142
5	UTM	**2014**	**2,274**	**1,880**	**4,154**	**11,161**	**8,679**	**19,840**	**1,795**	**1,963**	**3,758**
		2013	2,335	1,872	4,207	10,990	8,848	19,838	1,451	1,399	2,850
6	UUM	**2014**	**1,604**	**3,578**	**5,182**	**7,978**	**15,352**	**23,330**	**1,671**	**3,709**	**5,380**
		2013	1,842	3,452	5,294	8,294	15,826	24,120	1,616	4,132	5,748
7	UIAM	**2014**	**1,739**	**2,980**	**4,719**	**7,604**	**11,757**	**19,361**	**1,563**	**2,296**	**3,859**
		2013	1,590	2,474	4,064	7,324	10,831	18,155	1,406	2,289	3,695
8	UniMAS	**2014**	**1,190**	**2,752**	**3,942**	**4,702**	**9,851**	**14,553**	**814**	**2,210**	**3,024**
		2013	1,370	2,868	4,238	4,533	9,511	14,044	606	1,524	2,130
9	UMS	**2014**	**1,512**	**3,336**	**4,848**	**6,282**	**11,307**	**17,589**	**1,227**	**2,630**	**3,857**
		2013	1,612	3,107	4,719	7,883	13,829	21,712	1,176	2,428	3,604
10	UPSI	**2014**	**788**	**2,245**	**3,033**	**5,350**	**15,622**	**20,972**	**661**	**1,857**	**2,518**
		2013	781	1,836	2,617	5,317	15,361	20,678	706	2,079	2,785
11	UiTM	**2014**	**9,901**	**19,589**	**29,490**	**25,542**	**52,249**	**77,791**	**7,420**	**15,818**	**23,238**
		2013	9,357	18,319	27,676	25,864	52,081	77,945	7,139	14,439	21,578

Jadual *Table* **2.3**

Bilangan Kemasukan, Enrolmen dan Keluaran Mengikut Peringkat Pengajian dan Jantina Berdasarkan UA (2013-2014)

Number of Student's Intake, Enrolment And Output by Level of Study and Gender in Public HEIs (2013-2014)

Jadual *Table* **2.3(iv)**

UA *Public University*		Tahun *Year*	Sarjana Muda *Bachelor*								
			Kemasukan / *Intake*			Enrolmen / *Enrolment*			Keluaran / *Output*		
			L / *M*	P / *F*	J / *T*	L / *M*	P / *F*	J / *T*	L / *M*	P / *F*	J / *T*
12	UniSZA	**2014**	**454**	**1,145**	**1,599**	**1,494**	**3,963**	**5,457**	**223**	**600**	**823**
		2013	367	1,027	1,394	1,287	3,444	4,731	157	477	634
13	UMT	**2014**	**697**	**2,002**	**2,699**	**2,317**	**6,233**	**8,550**	**474**	**1,376**	**1,850**
		2013	659	1,925	2,584	2,097	5,618	7,715	489	1,238	1,727
14	USIM	**2014**	**717**	**1,789**	**2,506**	**3,369**	**8,466**	**11,835**	**410**	**1,106**	**1,516**
		2013	712	1,765	2,477	2,901	7,447	10,348	337	985	1,322
15	UTHM	**2014**	**1,544**	**1,815**	**3,359**	**5,846**	**6,482**	**12,328**	**1,261**	**1,076**	**2,337**
		2013	1,431	1,615	3,046	5,638	5,785	11,423	986	991	1,977
16	UTeM	**2014**	**1,391**	**1,004**	**2,395**	**6,312**	**4,650**	**10,962**	**780**	**559**	**1,339**
		2013	1,610	1,162	2,772	5,861	4,319	10,180	760	555	1,315
17	UMP	**2014**	**1,004**	**1,030**	**2,034**	**3,541**	**3,816**	**7,357**	**698**	**810**	**1,508**
		2013	925	1,025	1,950	3,338	3,667	7,005	684	802	1,486
18	UniMAP	**2014**	**1,412**	**1,805**	**3,217**	**4,823**	**5,243**	**10,066**	**718**	**633**	**1,351**
		2013	1,414	1,541	2,955	4,215	4,125	8,340	807	784	1,591
19	UMK	**2014**	**728**	**2,235**	**2,963**	**2,343**	**6,440**	**8,783**	**165**	**373**	**538**
		2013	666	1,943	2,609	1,657	4,328	5,985	164	371	535
20	UPNM	**2014**	**414**	**211**	**625**	**1,570**	**652**	**2,222**	**319**	**153**	**472**
		2013	429	162	591	1,504	599	2,103	353	164	517
JUMLAH / *TOTAL*		**2014**	**32,751**	**60,771**	**93,522**	**124,463**	**216,075**	**340,538**	**24,748**	**46,525**	**71,273**
		2013	33,011	57,289	90,300	122,306	209,104	331,410	23,610	44,415	68,025

Bilangan Kemasukan, Enrolmen dan Keluaran Mengikut Jantina Berdasarkan UA (2013-2014)

Number of Student's Intake, Enrolment and Output by Gender in Public HEIs (2013-2014)

Jadual *Table* **2.3**

Jadual *Table* 2.3(v)			Diploma / *Diploma*								
UA *Public University*		Tahun *Year*	Kemasukan / *Intake*			Enrolmen / *Enrolment*			Keluaran / *Output*		
			L / *M*	P / *F*	J / *T*	L / *M*	P / *F*	J / *T*	L / *M*	P / *F*	J / *T*
1	UM	**2014**	**0**	**0**	**0**	**0**	**0**	**0**	**0**	**0**	**0**
		2013	0	0	0	35	0	35	0	0	0
2	USM	**2014**	**17**	**39**	**56**	**33**	**194**	**227**	**14**	**65**	**79**
		2013	9	99	108	31	238	269	23	52	75
3	UKM	**2014**	**0**	**0**	**0**	**3**	**6**	**9**	**0**	**0**	**0**
		2013	0	0	0	3	6	9	3	43	46
4	UPM	**2014**	**263**	**295**	**558**	**712**	**752**	**1,464**	**111**	**112**	**223**
		2013	255	255	510	580	586	1,166	135	142	277
5	UTM	**2014**	**464**	**283**	**747**	**1,814**	**1,218**	**3,032**	**383**	**258**	**641**
		2013	491	320	811	1,844	1,254	3,098	339	303	642
6	UUM	**2014**	**0**	**0**	**0**	**0**	**0**	**0**	**0**	**0**	**0**
		2013	0	0	0	0	0	0	0	0	0
7	UIAM	**2014**	**0**	**0**	**0**	**66**	**29**	**95**	**0**	**0**	**0**
		2013	24	7	31	69	30	99	0	0	0
8	UniMAS	**2014**	**0**	**0**	**0**	**0**	**0**	**0**	**0**	**0**	**0**
		2013	0	0	0	0	0	0	0	0	0
9	UMS	**2014**	**0**	**0**	**0**	**39**	**102**	**141**	**0**	**0**	**0**
		2013	0	0	0	39	102	141	0	0	0
10	UPSI	**2014**	**269**	**638**	**907**	**771**	**2,166**	**2,937**	**210**	**468**	**678**
		2013	342	865	1,207	758	2,103	2,861	63	401	464
11	UiTM	**2014**	**12,702**	**20,480**	**33,182**	**32,802**	**52,344**	**85,146**	**10,078**	**17,599**	**27,677**
		2013	11,684	18,267	29,951	34,360	53,863	88,223	9,857	16,948	26,805

Jadual *Table* **2.3**

Bilangan Kemasukan, Enrolmen dan Keluaran Mengikut Peringkat Pengajian dan Jantina Berdasarkan UA (2013-2014)

Number of Student's Intake, Enrolment And Output by Level of Study and Gender in Public HEIs (2013-2014)

Jadual *Table* **2.3(v)**

Diploma / *Diploma*

UA *Public University*		Tahun *Year*	Kemasukan / *Intake*			Enrolmen / *Enrolment*			Keluaran / *Output*		
			L / *M*	P / *F*	J / *T*	L / *M*	P / *F*	J / *T*	L / *M*	P / *F*	J / *T*
12	UniSZA	**2014**	**319**	**794**	**1,113**	**868**	**1,993**	**2,861**	**305**	**807**	**1,112**
		2013	340	836	1,176	905	2,097	3,002	188	496	684
13	UMT	**2014**	**51**	**78**	**129**	**147**	**216**	**363**	**62**	**56**	**118**
		2013	51	82	133	161	199	360	47	57	104
14	USIM	**2014**	**0**	**0**	**0**	**0**	**0**	**0**	**0**	**0**	**0**
		2013	0	0	0	0	0	0	0	0	0
15	UTHM	**2014**	**370**	**248**	**618**	**1,188**	**749**	**1,937**	**403**	**220**	**623**
		2013	399	266	665	1,246	729	1,975	333	226	559
16	UTeM	**2014**	**177**	**101**	**278**	**656**	**292**	**948**	**361**	**148**	**509**
		2013	199	110	309	848	348	1,196	236	102	338
17	UMP	**2014**	**183**	**95**	**278**	**647**	**392**	**1,039**	**284**	**163**	**447**
		2013	250	160	410	787	471	1,258	100	58	158
18	UniMAP	**2014**	**262**	**114**	**376**	**869**	**382**	**1,251**	**212**	**96**	**308**
		2013	317	155	472	856	380	1,236	144	56	200
19	UMK	**2014**	**0**	**0**	**0**	**0**	**0**	**0**	**0**	**0**	**0**
		2013	0	0	0	0	0	0	0	0	0
20	UPNM	**2014**	**220**	**7**	**227**	**220**	**7**	**227**	**158**	**7**	**165**
		2013	0	0	0	0	0	0	0	0	0
JUMLAH / *TOTAL*		**2014**	**15,297**	**23,172**	**38,469**	**40,835**	**60,842**	**101,677**	**12,581**	**19,999**	**32,580**
		2013	14,361	21,422	35,783	42,522	62,406	104,928	11,468	18,884	30,352

Bilangan Kemasukan, Enrolmen dan Keluaran Mengikut Peringkat Pengajian dan Jantina Berdasarkan UA (2013-2014)

Number of Student's Intake, Enrolment And Output by Level of Study and Gender in Public HEIs (2013-2014)

Jadual *Table* **2.3**

Jadual *Table* **2.3(vi)**

Matrikulasi & Asasi

Matriculation & Foundation

UA *Public University*		Tahun *Year*	Kemasukan / *Intake*			Enrolmen / *Enrolment*			Keluaran / *Output*		
			L / *M*	P / *F*	J / *T*	L / *M*	P / *F*	J / *T*	L / *M*	P / *F*	J / *T*
1	UM	**2014**	**703**	**974**	**1,677**	**637**	**845**	**1,482**	**595**	**898**	**1,493**
		2013	101	113	214	196	192	388	54	114	168
2	UKM	**2014**	**49**	**60**	**109**	**64**	**77**	**141**	**16**	**25**	**41**
		2013	54	96	150	39	48	87	12	17	29
3	UPM	**2014**	**287**	**606**	**893**	**236**	**513**	**749**	**185**	**399**	**584**
		2013	212	431	643	200	440	640	221	474	695
4	UUM	**2014**	**20**	**80**	**100**	**20**	**80**	**100**	**0**	**0**	**0**
		2013	0	0	0	0	0	0	0	0	0
5	UIAM	**2014**	**1,474**	**2,691**	**4,165**	**2,301**	**4,266**	**6,567**	**1,166**	**2,135**	**3,301**
		2013	1,073	2,137	3,210	2,284	4,166	6,450	974	1,551	2,525
6	UniMAS	**2014**	**299**	**534**	**833**	**270**	**484**	**754**	**219**	**473**	**692**
		2013	435	857	1,292	632	1,164	1,796	0	0	0
7	UiTM	**2014**	**1,368**	**3,017**	**4,385**	**1,234**	**2,827**	**4,061**	**1,164**	**2,776**	**3,940**
		2013	3,926	7,875	11,801	3,605	7,250	10,855	0	0	0
8	USIM	**2014**	**310**	**659**	**969**	**271**	**593**	**864**	**248**	**556**	**804**
		2013	281	608	889	486	1,192	1,678	0	0	0
9	UPNM	**2014**	**425**	**121**	**546**	**436**	**122**	**558**	**374**	**141**	**515**
		2013	387	143	530	388	143	531	430	146	576
JUMLAH / *TOTAL*		**2014**	**4,935**	**8,742**	**13,677**	**5,469**	**9,807**	**15,276**	**3,967**	**7,403**	**11,370**
		2013	6,469	12,260	18,729	7,830	14,595	22,425	1,691	2,302	3,993

Bilangan Kemasukan, Enrolmen dan Keluaran Mengikut Peringkat Pengajian dan Jantina Berdasarkan UA (2013-2014)

Number of Student's Intake, Enrolment And Output by Level of Study and Gender in Public HEIs (2013-2014)

Jadual *Table* **2.3**

Jadual *Table* **2.3(vii)**

Profesional

Professional

UA *Public University*		Tahun *Year*	Kemasukan / *Intake*			Enrolmen / *Enrolment*			Keluaran / *Output*		
			L / *M*	P / *F*	J / *T*	L / *M*	P / *F*	J / *T*	L / *M*	P / *F*	J / *T*
1	UM	**2014**	**0**	**0**	**0**	**0**	**0**	**0**	**1**	**1**	**2**
		2013	0	0	0	66	44	110	3	0	3
2	UTM	**2014**	**12**	**2**	**14**	**36**	**9**	**45**	**5**	**0**	**5**
		2013	8	0	8	34	7	41	2	1	3
3	UiTM	**2014**	**182**	**437**	**619**	**1,041**	**2,048**	**3,089**	**78**	**188**	**266**
		2013	220	450	670	960	1,847	2,807	71	182	253
JUMLAH / *TOTAL*		**2014**	**194**	**439**	**633**	**1,077**	**2,057**	**3,134**	**84**	**189**	**273**
		2013	228	450	678	1,060	1,898	2,958	76	183	259

Jadual *Table* **2.3**

Bilangan Kemasukan, Enrolmen dan Keluaran Mengikut Peringkat Pengajian dan Jantina Berdasarkan UA (2013-2014)

Number of Student's Intake, Enrolment And Output by Level of Study and Gender in Public HEIs (2013-2014)

Jadual *Table* **2.3(viii)**

Lain-Lain*

*Others**

UA *Public University*		Tahun *Year*	Kemasukan / *Intake*			Enrolmen / *Enrolment*			Keluaran / *Output*		
			L / *M*	P / *F*	J / *T*	L / *M*	P / *F*	J / *T*	L / *M*	P / *F*	J / *T*
1	UM	**2014**	**165**	**367**	**532**	**0**	**0**	**0**	**0**	**0**	**0**
		2013	939	1,317	2,256	740	1,046	1,786	403	646	1,049
2	UKM	**2014**	**0**	**0**	**0**	**0**	**3**	**3**	**0**	**0**	**0**
		2013	3	1	4	3	4	7	1	0	1
3	UPM	**2014**	**41**	**63**	**104**	**40**	**61**	**101**	**27**	**26**	**53**
		2013	29	28	57	28	27	55	23	12	35
4	UUM	**2014**	**0**	**0**	**0**	**0**	**0**	**0**	**0**	**0**	**0**
		2013	13	39	52	13	40	53	20	27	47
5	UIAM	**2014**	**192**	**107**	**299**	**294**	**175**	**469**	**6**	**3**	**9**
		2013	680	586	1,266	999	743	1,742	0	0	0
6	UniMAS	**2014**	**0**	**0**	**0**	**0**	**0**	**0**	**0**	**0**	**0**
		2013	16	28	44	15	28	43	0	0	0
7	UITM	**2014**	**2,273**	**4,851**	**7,124**	**1,609**	**3,568**	**5,177**	**125**	**187**	**312**
		2013	0	0	0	0	0	0	0	0	0
JUMLAH / *TOTAL*		**2014**	**2,671**	**5,388**	**8,059**	**1,943**	**3,807**	**5,750**	**158**	**216**	**374**
		2013	1,680	1,999	3,679	1,798	1,888	3,686	447	685	1,132

Nota : Termasuk Diploma Lanjutan, Pemerhati, Sijil dan Pra Sesi

Note : Including Advance Diploma, Observer, Certificate and Pre Session

Bilangan Kemasukan Mengikut Jantina dan Taraf Kewarganegaraan Berdasarkan Bidang Pengajian (2013-2014)

Number of Student's Intake by Gender, Citizenship and Field of Study in Public HEIs (2013-2014)

Jadual *Table* **2.4**

Jadual *Table* 2.4(i)		Kemasukan / *Intake*							
Bidang Pengajian *Field of Study*		Tahun *Year*	Warganegara / *Citizens*			Bukan Warganegara / *Non-Citizens*			JUMLAH / *TOTAL*
			L / *M*	P / *F*	J / *T*	L / *M*	P / *F*	J / *T*	
1	**Program Asas** *General Programmes*	**2014**	**55**	**101**	**156**	**164**	**362**	**526**	**682**
		2013	29	30	59	199	420	619	678
2	**Pendidikan** Education	**2014**	**2,686**	**7,361**	**10,047**	**195**	**189**	**384**	**10,431**
		2013	2,748	6,715	9,463	182	201	383	9,846
3	**Sastera & Kemanusiaan** Arts & Humanities	**2014**	**5,541**	**10,793**	**16,334**	**473**	**405**	**878**	**17,212**
		2013	5,179	9,333	14,512	734	541	1,275	15,787
4	**Sains Sosial, Perniagaan & Perundangan** Social Science, Business and Law	**2014**	**18,405**	**43,426**	**61,831**	**1,564**	**795**	**2,359**	**64,190**
		2013	19,880	42,988	62,868	1,560	780	2,340	65,208
5	**Sains , Matematik & Komputer** Science, Mathematic & Computer	**2014**	**9,838**	**20,706**	**30,544**	**1,074**	**408**	**1,482**	**32,026**
		2013	9,087	18,278	27,365	1,096	491	1,587	28,952
6	**Kejuruteraan, Pembuatan & Pembinaan** Engineering, Manufacturing & Construction	**2014**	**19,582**	**17,436**	**37,018**	**1,655**	**360**	**2,015**	**39,033**
		2013	18,714	16,244	34,958	1,695	390	2,085	37,043
7	**Pertanian & Veterinar** Agriculture & Veterinary	**2014**	**2,215**	**3,140**	**5,355**	**105**	**49**	**154**	**5,509**
		2013	2,067	2,755	4,822	64	32	96	4,918
8	**Kesihatan & Kebajikan** Health & Welfare	**2014**	**2,196**	**6,564**	**8,760**	**168**	**116**	**284**	**9,044**
		2013	2,210	6,524	8,734	123	138	261	8,995
9	**Perkhidmatan** Services	**2014**	**2,847**	**3,964**	**6,811**	**74**	**55**	**129**	**6,940**
		2013	2,833	4,036	6,869	75	47	122	6,991
JUMLAH / *TOTAL*		**2014**	**63,365**	**113,491**	**176,856**	**5,472**	**2,739**	**8,211**	**185,067**
		2013	62,747	106,903	169,650	5,728	3,040	8,768	178,418

Jadual *Table* **2.4**

Bilangan Enrolmen Mengikut Jantina dan Taraf KewarganegaraanBerdasarkan Bidang Pengajian (2013-2014)

Number of Student's Enrolment by Gender, Citizenship and Field of Study in Public HEIs (2013-2014)

Jadual *Table* **2.4(ii)**

	Bidang Pengajian / *Field of Study*	Tahun / *Year*	Enrolmen / *Enrolment*						
			Warganegara / *Citizens*			Bukan Warganegara / *Non-Citizens*			JUMLAH / *TOTAL*
			L / *M*	P / *F*	J / *T*	L / *M*	P / *F*	J / *T*	
1	**Program Asas** *General Programmes*	**2014**	**54**	**95**	**149**	**0**	**0**	**0**	**149**
		2013	28	28	56	139	305	444	500
2	**Pendidikan** *Education*	**2014**	**14,090**	**35,691**	**49,781**	**815**	**764**	**1,579**	**51360**
		2013	14,091	34,664	48,755	855	798	1,653	50,408
3	**Sastera & Kemanusiaan** *Arts & Humanities*	**2014**	**16,730**	**31,108**	**47,838**	**1,813**	**1,463**	**3,276**	**51114**
		2013	16,323	29,374	45,697	2,059	1,558	3,617	49,314
4	**Sains Sosial, Perniagaan & Perundangan** *Social Science, Business and Law*	**2014**	**55,265**	**123,150**	**178,415**	**5,576**	**2,789**	**8,365**	**186780**
		2013	58,534	127,817	186,351	5,536	2,958	8,494	194,845
5	**Sains , Matematik & Komputer** *Science, Mathematic & Computer*	**2014**	**26,596**	**51,545**	**78,141**	**3,616**	**1,483**	**5,099**	**83240**
		2013	25,643	48,133	73,776	3,779	1,622	5,401	79,177
6	**Kejuruteraan, Pembuatan & Pembinaan** *Engineering, Manufacturing & Construction*	**2014**	**63,749**	**52,942**	**116,691**	**5,490**	**1,377**	**6,867**	**123558**
		2013	63,252	50,922	114,174	5,792	1,493	7,285	121,459
7	**Pertanian & Veterinar** *Agriculture & Veterinary*	**2014**	**5,764**	**7,944**	**13,708**	**288**	**113**	**401**	**14109**
		2013	5,424	7,275	12,699	268	117	385	13,084
8	**Kesihatan & Kebajikan** *Health & Welfare*	**2014**	**8,892**	**24,293**	**33,185**	**633**	**501**	**1,134**	**34319**
		2013	8,799	23,326	32,125	700	543	1,243	33,368
9	**Perkhidmatan** *Services*	**2014**	**7,154**	**11,082**	**18,236**	**189**	**132**	**321**	**18557**
		2013	7,032	10,864	17,896	171	137	308	18,204
JUMLAH / *TOTAL*		**2014**	**198,294**	**337,850**	**536,144**	**18,420**	**8,622**	**27,042**	**563,186**
		2013	199,126	332,403	531,529	19,299	9,531	28,830	560,359

Bilangan Keluaran Mengikut Jantina dan Warganegara Berdasarkan Bidang Pengajian (2013-2014)

Number of Student's Output by Gender, Citizenship and Field of Study in Public HEIs (2013-2014)

Jadual *Table* **2.4**

Jadual *Table* **2.4(iii)**

	Bidang Pengajian *Field of Study*	Tahun *Year*	Keluaran / *Output*						
			Warganegara / *Citizens*			Bukan Warganegara / *Non-Citizens*			JUMLAH / *TOTAL*
			L / *M*	P / *F*	J / *T*	L / *M*	P / *F*	J / *T*	
1	**Program Asas** *General Programmes*	**2014**	**0**	**0**	**0**	**0**	**0**	**0**	**0**
		2013	23	12	35	0	0	0	35
2	**Pendidikan** *Education*	**2014**	**1,984**	**5,271**	**7,255**	**141**	**128**	**269**	**7,524**
		2013	2,893	9,439	12,332	134	155	289	12,621
3	**Sastera & Kemanusiaan** *Arts & Humanities*	**2014**	**3,872**	**7,542**	**11,414**	**274**	**228**	**502**	**11,916**
		2013	3,572	6,459	10,031	235	226	461	10,492
4	**Sains Sosial, Perniagaan & Perundangan** *Social Science, Business and Law*	**2014**	**14,120**	**35,024**	**49,144**	**1,047**	**628**	**1,675**	**50,819**
		2013	12,224	30,924	43,148	988	584	1,572	44,720
5	**Sains , Matematik & Komputer** *Science, Mathematic & Computer*	**2014**	**6,291**	**13,639**	**19,930**	**811**	**367**	**1,178**	**21,108**
		2013	4,763	9,925	14,688	838	371	1,209	15,897
6	**Kejuruteraan, Pembuatan & Pembinaan** *Engineering, Manufacturing & Construction*	**2014**	**14,667**	**12,229**	**26,896**	**1,330**	**331**	**1,661**	**28,557**
		2013	13,910	11,854	25,764	1,260	308	1,568	27,332
7	**Pertanian & Veterinar** *Agriculture & Veterinary*	**2014**	**1,399**	**1,893**	**3,292**	**41**	**16**	**57**	**3,349**
		2013	1,292	1,869	3,161	50	15	65	3,226
8	**Kesihatan & Kebajikan** *Health & Welfare*	**2014**	**1,797**	**4,992**	**6,789**	**122**	**104**	**226**	**7,015**
		2013	1,747	5,044	6,791	152	98	250	7,041
9	**Perkhidmatan** *Services*	**2014**	**1,911**	**2,897**	**4,808**	**45**	**25**	**70**	**4,878**
		2013	1,800	2,815	4,615	30	18	48	4,663
JUMLAH / *TOTAL*		**2014**	**46,041**	**83,487**	**129,528**	**3,811**	**1,827**	**5,638**	**135,166**
		2013	42,224	78,341	120,565	3,687	1,775	5,462	126,027

Jadual *Table* **2.5**

Bilangan Kemasukan, Enrolmen dan Keluaran Mengikut Mod Pengajian dan Jantina Berdasarkan Kategori UA (2013-2014)

Number of Student's Intake, Enrolment and Output by Mode of Study and Gender According to Public HEIs Category (2013-2014)

Jadual *Table* 2.5(i)		Pengajian Sepenuh Masa / *Fulltime Courses*									
Kategori UA *Public University Category*		Kemasukan / *Intake*	Kemasukan / *Intake*			Enrolmen / *Enrolment*			Keluaran / *Output*		
			L / *M*	P / *F*	J / *T*	L / *M*	P / *F*	J / *T*	L / *M*	P / *F*	J / *T*
PENYELIDIKAN *RESEARCH*	UM	**2014**	**3282**	**5203**	**8485**	**10231**	**15332**	**25563**	**2531**	**4103**	**6634**
		2013	3,493	4,900	8,393	11,037	16,054	27,091	2,246	3,280	5,526
	USM	**2014**	**1,990**	**3,753**	**5,743**	**7,714**	**13,752**	**21,466**	**1,752**	**3,176**	**4,928**
		2013	2,137	4,209	6,346	7,718	13,381	21,099	1,809	3,326	5,135
	UKM	**2014**	**2,328**	**4,841**	**7,169**	**9,147**	**16,650**	**25,797**	**1,728**	**3,280**	**5,008**
		2013	2,084	4,088	6,172	9,058	15,570	24,628	1,871	3,635	5,506
	UPM	**2014**	**3,105**	**5,641**	**8,746**	**9,982**	**17,994**	**27,976**	**2,098**	**3,736**	**5,834**
		2013	2,942	5,052	7,994	10,480	17,800	28,280	2,401	4,456	6,857
	UTM	**2014**	**2,740**	**2,781**	**5,521**	**9,896**	**9,480**	**19,376**	**2,715**	**2,623**	**5,338**
		2013	2,701	2,606	5,307	10,551	9,794	20,345	2,597	2,307	4,904
KOMPREHENSIF *COMPREHENSIVE*	UiTM	**2014**	**26,015**	**48,496**	**74,511**	**59,735**	**108,945**	**168,680**	**18,661**	**36,373**	**55,034**
		2013	24,379	44,431	68,810	61,799	110,337	172,136	16,923	31,811	48,734
	UIAM	**2014**	**4,009**	**6,342**	**10,351**	**12,282**	**17,947**	**30,229**	**3,236**	**4,805**	**8,041**
		2013	3,830	5,610	9,440	12,656	17,362	30,018	2,757	4,198	6,955
	UMS	**2014**	**1,635**	**3,498**	**5,133**	**5,678**	**10,779**	**16,457**	**1,271**	**2,691**	**3,962**
		2013	1,716	3,266	4,982	7,264	13,274	20,538	1,225	2,502	3,727
	UNIMAS	**2014**	**1,674**	**3,553**	**5,227**	**5,523**	**11,034**	**16,557**	**1,123**	**2,808**	**3,931**
		2013	1,761	3,511	5,272	5,456	10,848	16,304	688	1,647	2,335

Bilangan Kemasukan, Enrolmen dan Keluaran Mengikut Mod Pengajian dan Jantina Berdasarkan Kategori UA (2013-2014)

Number of Student's Intake, Enrolment and Output by Mode of Study and Gender According to Public HEIs Category (2013-2014)

Jadual *Table* **2.5**

Jadual *Table* 2.5(i)		Pengajian Sepenuh Masa / *Fulltime Courses*									
Kategori UA *Public University Category*		Tahun *Year*	Kemasukan / *Intake*			Enrolmen / *Enrolment*			Keluaran / *Output*		
			L / *M*	P / *F*	J / *T*	L / *M*	P / *F*	J / *T*	L / *M*	P / *F*	J / *T*
BERFOKUS *FOCUSED*	UUM	**2014**	**1,759**	**3,744**	**5,503**	**7,084**	**14,269**	**21,353**	**1,637**	**3,609**	**5,246**
		2013	1,870	3,430	5,300	7,266	14,507	21,773	1,545	4,089	5,634
	UPSI	**2014**	**1,160**	**3,151**	**4,311**	**4,254**	**10,753**	**15,007**	**1,032**	**2,646**	**3,678**
		2013	1,426	3,266	4,692	4,204	10,403	14,607	1,193	4,309	5,502
	UTHM	**2014**	**2,266**	**2,338**	**4,604**	**7,966**	**8,005**	**15,971**	**1,933**	**1,527**	**3,460**
		2013	2,243	2,243	4,486	7,769	7,315	15,084	1,581	1,935	3,516
	UTeM	**2014**	**1,790**	**1,285**	**3,075**	**7,813**	**5,547**	**13,360**	**1,231**	**757**	**1,988**
		2013	2,023	1,447	3,470	7,456	5,137	12,593	1,077	715	1,792
	UniMAP	**2014**	**1,866**	**2,100**	**3,966**	**6,098**	**5,968**	**12,066**	**1,011**	**771**	**1,782**
		2013	1,893	1,832	3,725	5,462	4,773	10,235	995	865	1,860
	UMT	**2014**	**826**	**2,250**	**3,076**	**2,734**	**6,937**	**9,671**	**548**	**1,454**	**2,002**
		2013	790	2,131	2,921	2,462	6,186	8,648	583	1,373	1,956
	UMP	**2014**	**1,347**	**1,290**	**2,637**	**4,546**	**4,564**	**9,110**	**1,014**	**1,022**	**2,036**
		2013	1,288	1,320	2,608	4,381	4,419	8,800	818	900	1,718
	USIM	**2014**	**1,204**	**2,586**	**3,790**	**4,307**	**9,002**	**13,309**	**719**	**1,726**	**2,445**
		2013	1,294	2,516	3,810	3,919	8,494	12,413	410	1,078	1,488
	UniSZA	**2014**	**980**	**2,043**	**3,023**	**2,585**	**6,127**	**8,712**	**530**	**1,414**	**1,944**
		2013	734	1,899	2,633	2,257	5,630	7,887	369	1,059	1,428
	UMK	**2014**	**767**	**2,286**	**3,053**	**2,433**	**6,563**	**8,996**	**168**	**384**	**552**
		2013	682	1,966	2,648	1,722	4,435	6,157	164	371	535
	UPNM	**2014**	**1,079**	**356**	**1,435**	**2,292**	**848**	**3,140**	**861**	**303**	**1,164**
		2013	834	322	1,156	1,941	784	2,725	783	310	1,093
JUMLAH / *TOTAL*		**2014**	**61,822**	**107,537**	**169,359**	**182,300**	**300,496**	**482,796**	**45,799**	**79,208**	**125,007**
		2013	60,120	100,045	160,165	184,858	296,503	481,361	42,035	74,166	116,201

Bilangan Kemasukan, Enrolmen dan Keluaran Mengikut Mod Pengajian dan Jantina Berdasarkan Kategori UA (2013-2014)

Number of Student's Intake, Enrolment and Output by Mode of Study and Gender According to Public HEIs Category (2013-2014)

Jadual *Table* **2.5**

Jadual *Table* 2.5(iii)		Pengajian Separuh Masa / *Part time Courses*									
Kategori UA *Public University Category*		Tahun *Year*	Kemasukan / *Intake*			Enrolmen / *Enrolment*			Keluaran / *Output*		
			L / *M*	P / *F*	J / *T*	L / *M*	P / *F*	J / *T*	L / *M*	P / *F*	J / *T*
PENYELIDIKAN *RESEARCH*	UM	**2014**	**0**	**0**	**0**	**0**	**0**	**0**	**0**	**0**	**0**
		2013	0	0	0	0	0	0	0	0	0
	USM	**2014**	**823**	**941**	**4,411**	**4,970**	**542**	**911**	**1,764**	**9,381**	**1,453**
		2013	1,361	1,463	2,824	3,582	4,384	7,966	497	727	1,224
	UKM	**2014**	**569**	**734**	**2,705**	**3,190**	**418**	**624**	**1,303**	**5,895**	**1,042**
		2013	493	582	1,075	2,456	2,957	5,413	411	644	1,055
	UPM	**2014**	**80**	**174**	**951**	**1,876**	**289**	**533**	**254**	**2,827**	**822**
		2013	239	382	621	1,340	2,472	3,812	307	561	868
	UTM	**2014**	**1,715**	**1,155**	**8,276**	**5,381**	**884**	**842**	**2,870**	**13,657**	**1,726**
		2013	1,744	1,145	2,889	7,859	5,157	13,016	534	605	1,139
KOMPREHENSIF *COMPREHENSIVE*	UiTM	**2014**	**1,541**	**2,687**	**5,668**	**10,783**	**785**	**1,502**	**4,228**	**16,451**	**2,287**
		2013	857	1,429	2,286	2,850	4,644	7,494	602	996	1,598
	UIAM	**2014**	**163**	**208**	**578**	**727**	**76**	**90**	**371**	**1,305**	**166**
		2013	135	202	337	936	1,132	2,068	299	418	717
	UMS	**2014**	**262**	**435**	**2,496**	**2,837**	**12**	**11**	**697**	**5,333**	**23**
		2013	70	49	119	2,247	2,422	4,669	20	16	36
	UNIMAS	**2014**	**46**	**74**	**126**	**145**	**2**	**5**	**120**	**271**	**7**
		2013	256	514	770	332	562	894	5	3	8

Jadual *Table* **2.5**

Bilangan Kemasukan, Enrolmen dan Keluaran Mengikut Mod Pengajian dan Jantina Berdasarkan Kategori UA (2013-2014)

Number of Student's Intake, Enrolment and Output by Mode of Study and Gender According to Public HEIs Category (2013-2014)

Jadual *Table* 2.5(ii)		Pengajian Separuh Masa / *Part time Courses*									
Kategori UA *Public University Category*		Tahun *Year*	Kemasukan / *Intake*			Enrolmen / *Enrolment*			Keluaran / *Output*		
			L / *M*	P / *F*	J / *T*	L / *M*	P / *F*	J / *T*	L / *M*	P / *F*	J / *T*
BERFOKUS *FOCUSED*	UUM	**2014**	**1,029**	**1,073**	**4,639**	**4,713**	**624**	**732**	**2,102**	**9,352**	**1,356**
		2013	1,208	1,211	2,419	4,467	4,597	9,064	731	1,035	1,766
	UPSI	**2014**	**349**	**815**	**3,596**	**10,303**	**221**	**427**	**1,164**	**13,899**	**648**
		2013	491	936	1,427	3,370	9,682	13,052	171	264	435
	UTHM	**2014**	**33**	**22**	**150**	**116**	**4**	**3**	**55**	**266**	**7**
		2013	48	25	73	129	106	235	7	3	10
	UTeM	**2014**	**0**	**0**	**0**	**0**	**0**	**0**	**0**	**0**	**0**
		2013	0	0	0	0	0	0	0	0	0
	UniMAP	**2014**	**43**	**24**	**149**	**51**	**14**	**6**	**67**	**200**	**20**
		2013	34	22	56	134	46	180	8	2	10
	UMT	**2014**	**14**	**7**	**43**	**42**		**2**	**21**	**85**	**2**
		2013	10	7	17	38	29	67	6	6	12
	UMP	**2014**	**25**	**14**	**96**	**79**	**9**	**3**	**39**	**175**	**12**
		2013	28	15	43	67	37	104	5	2	7
	USIM	**2014**	**22**	**19**	**159**	**504**	**4**	**2**	**41**	**663**	**6**
		2013	8	13	21	137	472	609	10	1	11
	UniSZA	**2014**	**54**	**28**	**107**	**54**	**5**	**1**	**82**	**161**	**6**
		2013	13	6	19	64	26	90	4	4	8
	UMK	**2014**	**46**	**60**	**171**	**173**	**9**	**9**	**106**	**344**	**18**
		2013	63	67	130	160	126	286	0	0	0
	UPNM	**2014**	**9**	**5**	**61**	**14**	**5**	**2**	**14**	**75**	**7**
		2013	6	4	10	47	11	58	0	0	0
JUMLAH / *TOTAL*		**2014**	**6,823**	**8,475**	**34,382**	**45,958**	**3,903**	**5,705**	**15,298**	**80,340**	**9,608**
		2013	7,064	8,072	15,136	30,215	38,862	69,077	3,617	5,287	8,904

Jadual *Table* **2.5**

Bilangan Kemasukan, Enrolmen dan Keluaran Mengikut Mod Pengajian dan Jantina Berdasarkan Kategori UA (2013-2014)

Number of Student's Intake, Enrolment and Output by Mode of Study and Gender According to Public HEIs Category (2013-2014)

Jadual *Table* 2.5(iii)		Fleksibel / *Flexible Courses*										
Kategori UA *Public University Category*		Tahun *Year*	Kemasukan / *Intake*			Enrolmen / *Enrolment*			Keluaran / *Output*		
			L / *M*	P / *F*	J / *T*	L / *M*	P / *F*	J / *T*	L / *M*	P / *F*	J / *T*
Komprehensif *Comprehensive*	UiTM	**2014**	**162**	**200**	**362**	**2**	**0**	**2**	**150**	**401**	**551**
		2013	1,291	1,826	3,117	3,352	6,569	9,921	259	663	922
Berfokus *Focused*	UniSZA	**2014**	**30**	**18**	**48**	**30**	**18**	**48**	**0**	**0**	**0**
		2013	**Tiada Pelajar**								
JUMLAH		**2014**	**192**	**218**	**410**	**32**	**18**	**50**	**150**	**401**	**551**
		2013	**1,291**	**1,826**	**3,117**	**3,352**	**6,569**	**9,921**	**259**	**663**	**922**

Bilangan Enrolmen Pelajar Orang Kelainan Upaya (OKU) Mengikut Jenis Kecacatan Berdasarkan UA (2013-2014)

Number of Disabled Student's Enrolment by Disability Types in Public HEIs (2013-2014)

Jadual *Table* **2.6**

Bil. *No.*	UA *Public University*	Tahun *Year*	Jenis Kecacatan/ *Disability Types*							
			Pekak / Deaf	Bisu / *Dumb*	Cacat Kaki / *Legs Deformity*	Cacat Tangan / *Hand Deformity*	Lumpuh / *Paralytic*	Buta / *Blind*	Lain-lain / *Other Deformities*	JUMLAH / *TOTAL*
1	UM	**2014**	**7**	**0**	**18**	**7**	**5**	**27**	**11**	75
		2013	4	1	18	7	4	28	15	77
2	USM	**2014**	**6**	**0**	**11**	**8**	**3**	**5**	**15**	48
		2013	6	0	9	8	1	6	11	41
3	UKM	**2014**	**0**	**0**	**6**	**7**	**1**	**4**	**204**	222
		2013	1	0	4	6	1	4	110	126
4	UPM	**2014**	**3**	**0**	**10**	**4**	**0**	**2**	**7**	26
		2013	3	0	12	4	0	2	9	30
5	UTM	**2014**	**0**	**0**	**1**	**0**	**0**	**0**	**75**	76
		2013	0	0	1	1	0	0	87	89
6	UUM	**2014**	**2**	**0**	**2**	**0**	**0**	**1**	**3**	8
		2013	3	0	4	0	0	1	4	12
7	UIAM	**2014**	**1**	**0**	**8**	**7**	**0**	**2**	**6**	24
		2013	1	0	6	0	0	1	4	12
8	UniMAS	**2014**	**2**	**0**	**9**	**5**	**0**	**1**	**22**	39
		2013	1	0	10	6	0	2	43	62
9	UMS	**2014**	**0**	**0**	**1**	**1**	**0**	**0**	**2**	4
		2013	0	0	1	1	0	0	2	4
10	UPSI	**2014**	**0**	**0**	**10**	**3**	**0**	**3**	**10**	26
		2013	0	0	11	6	0	3	8	28
11	UiTM	**2014**	**23**	**2**	**58**	**48**	**2**	**4**	**557**	694
		2013	18	1	59	30	1	0	631	740
12	UniSZA	**2014**	**0**	**0**	**10**	**2**	**0**	**4**	**5**	21
		2013	0	0	7	4	0	2	3	16
13	UMT	**2014**	**0**	**0**	**292**	**160**	**0**	**0**	**1**	453
		2013	0	0	153	164	0	0	4	321
14	USIM	**2014**	**0**	**0**	**2**	**0**	**0**	**0**	**1**	3
		2013	0	0	2	0	0	0	1	3
15	UTHM	**2014**	**0**	**0**	**0**	**0**	**0**	**0**	**0**	0
		2013	0	0	0	0	0	0	0	0
16	UTeM	**2014**	**0**	**0**	**0**	**0**	**0**	**0**	**0**	0
		2013	0	0	0	0	0	0	0	0
17	UMP	**2014**	**0**	**0**	**0**	**0**	**0**	**0**	**0**	0
		2013	0	0	0	0	0	0	0	0
18	UniMAP	**2014**	**1**	**0**	**5**	**1**	**0**	**0**	**5**	12
		2013	1	0	4	1	0	0	4	10
19	UMK	**2014**	**2**	**0**	**1**	**5**	**0**	**0**	**2**	10
		2013	0	0	0	0	0	0	0	0
20	UPNM	**2014**	**0**	**0**	**0**	**1**	**0**	**0**	**0**	1
		2013	0	0	0	1	0	0	0	1
JUMLAH / *TOTAL*		**2014**	**47**	**2**	**444**	**259**	**11**	**53**	**926**	**1,742**
		2013	**38**	**2**	**301**	**239**	**7**	**49**	**936**	**1,572**

Bilangan Kemasukan, Enrolmen dan Keluaran Dalam Bidang Sains, Teknologi, Kejuruteraan dan Matematik Mengikut Peringkat Pengajian dan Jantina (2013-2014)

Number of Student's Intake, Enrolment and Output for Science, Technology, Engineering and Mathematics (STEM) Field by Level of Study and Gender in Public HEIs (2013-2014)

Jadual *Table* **2.7**

Jadual *Table* 2.7 (i)		Kemasukan / *Intake*											
Peringkat Pengajian *Level of Study*	Tahun *Year*	Sains / *Science*			Teknologi / *Technology*			Kejuruteraan / *Engineering*			Matematik / *Mathematics*		
		L / *M*	P / *F*	J / *T*	L / *M*	P / *F*	J / *T*	L / *M*	P / *F*	J / *T*	L / *M*	P / *F*	J / *T*
Ph.D.	**2014**	**479**	**579**	**1058**	**315**	**161**	**476**	**897**	**665**	**1562**	**78**	**76**	**154**
	2013	472	601	1,073	333	180	513	947	607	1,554	70	69	139
Sarjana *Masters*	**2014**	**1,105**	**2,205**	**3,310**	**635**	**564**	**1,199**	**2,475**	**2,420**	**4,895**	**118**	**358**	**476**
	2013	939	1,873	2,812	534	540	1,074	2,349	2,346	4,695	129	314	443
Diploma Lepasan Ijazah *Postgraduate Diploma*	**2014**	**0**	**19**	**19**	**0**	**0**	**0**	**0**	**0**	**0**	**0**	**0**	**0**
	2013	0	14	14	0	0	0	0	0	0	0	0	0
Sarjana Muda *Bachelor*	**2014**	**3,201**	**8,489**	**11,690**	**2,560**	**4,268**	**6,828**	**11,783**	**10,423**	**22,206**	**321**	**1,041**	**1,362**
	2013	3,286	8,275	11,561	2,581	4,098	6,679	11,362	10,070	21,432	319	1,015	1,334
Diploma *Diploma*	**2014**	**2,347**	**4,636**	**6,983**	**1,257**	**1,539**	**2,796**	**4,697**	**3,155**	**7,852**	**140**	**362**	**502**
	2013	1,825	3,140	4,965	1,061	1,347	2,408	4,358	2,576	6,934	155	386	541
Matrikulasi / Asasi *Matriculation / Foundation*	**2014**	**2,409**	**5,012**	**7,421**	**35**	**28**	**63**	**1,071**	**649**	**1,720**	**0**	**0**	**0**
	2013	1,677	4,067	5,744	23	16	39	1,293	1,020	2,313	0	0	0
Profesional *Professional*	**2014**	**0**	**0**	**0**	**0**	**0**	**0**	**3**	**2**	**5**	**0**	**0**	**0**
	2013	0	0	0	0	0	0	4	0	4	0	0	0
Lain-lain *Others*	**2014**	**44**	**67**	**111**	**19**	**5**	**24**	**311**	**482**	**793**	**0**	**0**	**0**
	2013	735	886	1,621	31	10	41	96	15	111	0	2	2
JUMLAH / *TOTAL*	**2014**	**9,585**	**21,007**	**30,592**	**4,821**	**6,565**	**11,386**	**21,237**	**17,796**	**39,033**	**657**	**1,837**	**2,494**
	2013	8,934	18,856	27,790	4,563	6,191	10,754	20,409	16,634	37,043	673	1,786	2,459

Jadual *Table* **2.7**

Bilangan Kemasukan, Enrolmen dan Keluaran Dalam Bidang Sains, Teknologi, Kejuruteraan dan Matematik Mengikut Peringkat Pengajian dan Jantina (2013-2014)

Number of Student's Intake, Enrolment and Output for Science, Technology, Engineering and Mathematics (STEM) Field by Level of Study and Gender in Public HEIs (2013-2014)

Jadual *Table* 2.7 (ii)		Enrolmen / *Enrolment*											
Peringkat Pengajian *Level of Study*	Tahun *Year*	Sains / *Science*			Teknologi / *Technology*			Kejuruteraan / *Engineering*			Matematik / *Mathematics*		
		L / *M*	P / *F*	J / *T*	L / *M*	P / *F*	J / *T*	L / *M*	P / *F*	J / *T*	L / *M*	P / *F*	J / *T*
Ph.D.	**2014**	**2171**	**2765**	**4936**	**1494**	**934**	**2428**	**4398**	**2903**	**7301**	**315**	**396**	**711**
	2013	2,102	2,506	4,608	1,455	896	2,351	4,380	2,607	6,987	313	369	682
Sarjana *Masters*	**2014**	**3,973**	**7,453**	**11,426**	**1,532**	**1,414**	**2,946**	**6,078**	**6,119**	**12,197**	**247**	**665**	**912**
	2013	3,909	7,121	11,030	1,545	1,419	2,964	6,543	6,377	12,920	264	709	973
Diploma Lepasan Ijazah *Postgraduate Diploma*	**2014**	**0**	**23**	**23**	**0**	**0**	**0**	**0**	**0**	**0**	**0**	**0**	**0**
	2013	1	18	19	6	0	6	0	0	0	0	0	0
Sarjana Muda *Bachelor*	**2014**	**12,643**	**31,354**	**43,997**	**9,145**	**12,944**	**22,089**	**43,726**	**36,141**	**79,867**	**1,399**	**4,216**	**5,615**
	2013	12,448	29,904	42,352	8,337	10,850	19,187	42,309	34,615	76,924	1,512	4,450	5,962
Diploma *Diploma*	**2014**	**5,373**	**9,655**	**15,028**	**3,182**	**3,519**	**6,701**	**13,402**	**7,852**	**21,254**	**562**	**1,540**	**2,102**
	2013	4,877	8,090	12,967	2,822	3,028	5,850	13,715	7,427	21,142	822	2,198	3,020
Matrikulasi / Asasi *Matriculation / Foundation*	**2014**	**2,313**	**4,902**	**7,215**	**131**	**66**	**197**	**1,321**	**827**	**2,148**	**0**	**0**	**0**
	2013	2,361	5,354	7,715	65	53	118	1,956	1,365	3,321	0	0	0
Profesional *Professional*	**2014**	**0**	**0**	**0**	**0**	**0**	**0**	**16**	**5**	**21**	**0**	**0**	**0**
	2013	66	44	110	0	0	0	13	3	16	0	0	0
Lain-lain *Others*	**2014**	**45**	**66**	**111**	**36**	**10**	**46**	**298**	**472**	**770**	**0**	**1**	**1**
	2013	623	756	1,379	80	30	110	131	21	152	0	2	2
JUMLAH / *TOTAL*	**2014**	**26,518**	**56,218**	**82,736**	**15,520**	**18,887**	**34,407**	**69,239**	**54,319**	**123,558**	**2,523**	**6,818**	**9,341**
	2013	26,387	53,793	80,180	14,310	16,276	30,586	69,047	52,415	121,462	2,911	7,728	10,639

Bilangan Kemasukan, Enrolmen dan Keluaran Dalam Bidang Sains, Teknologi, Kejuruteraan dan Matematik Mengikut Peringkat Pengajian dan Jantina (2013-2014)

Number of Student's Intake, Enrolment and Output for Science, Technology, Engineering and Mathematics (STEM) Field by Level of Study and Gender in Public HEIs (2013-2014)

Jadual *Table* **2.7**

Jadual *Table* 2.7 (iii)		Keluaran / *Output*											
Peringkat Pengajian *Level of Study*	**Tahun** *Year*	**Sains** / *Science*			**Teknologi** / *Technology*			**Kejuruteraan** / *Engineering*			**Matematik** / *Mathematics*		
		L / *M*	**P** / *F*	**J** / *T*	**L** / *M*	**P** / *F*	**J** / *T*	**L** / *M*	**P** / *F*	**J** / *T*	**L** / *M*	**P** / *F*	**J** / *T*
Ph.D.	**2014**	**320**	**261**	**581**	**144**	**69**	**213**	**504**	**219**	**723**	**45**	**41**	**86**
	2013	242	246	488	125	56	181	412	173	585	57	53	110
Sarjana *Masters*	**2014**	**710**	**1,461**	**2,171**	**444**	**393**	**837**	**1,921**	**1,742**	**3,663**	**99**	**331**	**430**
	2013	746	1,396	2,142	441	335	776	1,924	1,540	3,464	87	306	393
Diploma Lepasan Ijazah *Postgraduate Diploma*	**2014**	**0**	**13**	**13**	**0**	**0**	**0**	**0**	**0**	**0**	**0**	**0**	**0**
	2013	0	29	29	0	0	0	0	0	0	0	0	0
Sarjana Muda *Bachelor*	**2014**	**2,588**	**6,484**	**9,072**	**1,270**	**1,646**	**2,916**	**8,649**	**7,740**	**16,389**	**356**	**1,192**	**1,548**
	2013	2,340	5,994	8,334	1,213	1,628	2,841	8,502	7,718	16,220	347	1,100	1,447
Diploma *Diploma*	**2014**	**1,379**	**2,500**	**3,879**	**647**	**849**	**1,496**	**4,043**	**2,338**	**6,381**	**341**	**956**	**1,297**
	2013	1,277	2,363	3,640	601	771	1,372	3,762	2,410	6,172	219	543	762
Matrikulasi / Asasi *Matriculation / Foundation*	**2014**	**1,815**	**4,207**	**6,022**	**107**	**51**	**158**	**864**	**503**	**1,367**	**0**	**0**	**0**
	2013	481	1,091	1,572	63	20	83	434	289	723	0	0	0
Profesional *Professional*	**2014**	**1**	**1**	**2**	**0**	**0**	**0**	**1**	**0**	**1**	**0**	**0**	**0**
	2013	3	0	3	0	0	0	0	1	1	0	0	0
Lain-lain *Others*	**2014**	**27**	**26**	**53**	**0**	**0**	**0**	**15**	**18**	**33**	**0**	**0**	**0**
	2013	417	651	1,068	0	0	0	136	31	167	0	0	0
JUMLAH / *TOTAL*	**2014**	**6,840**	**14,953**	**21,793**	**2,612**	**3,008**	**5,620**	**15,997**	**12,560**	**28,557**	**841**	**2,520**	**3,361**
	2013	5,506	11,770	17,276	2,443	2,810	5,253	15,170	12,162	27,332	710	2,002	2,712

Jadual *Table* **2.8**

Bilangan Kemasukan, Enrolmen dan Keluaran bagi Pelajar Tempatan Mengikut Jantina Berdasarkan Negeri Kelahiran (2013-2014)

Number of Local Student's Intake, Enrolment and Output by Gender and State of Birth (2013-2014)

Negeri Kelahiran *State of Birth*		Tahun *Year*	Kemasukan / *Intake*			Enrolmen / *Enrolment*			Keluaran / *Output*		
			L / *M*	P / *F*	J / *T*	L / *M*	P / *F*	J / *T*	L / *M*	P / *F*	J / *T*
1	KELANTAN	**2014**	**7,041**	**13,241**	**20,282**	**22,613**	**39,881**	**62,494**	**5,360**	**10,268**	**15,628**
		2013	7,003	12,541	19,544	23,094	39,751	62,845	5,183	10,129	15,312
2	JOHOR	**2014**	**7,128**	**12,705**	**19,833**	**22,552**	**39,207**	**61,759**	**5,280**	**9,667**	**14,947**
		2013	7,152	12,397	19,549	22,690	38,927	61,617	4,864	9,262	14,126
3	W.P KUALA LUMPUR	**2014**	**6,017**	**9,990**	**16,007**	**19,965**	**31,794**	**51,759**	**5,335**	**9,121**	**14,456**
		2013	6,916	10,922	17,838	21,199	33,209	54,408	4,313	7,543	11,856
4	PERAK	**2014**	**5,891**	**10,415**	**16,306**	**20,003**	**34,055**	**54,058**	**4,623**	**8,092**	**12,715**
		2013	6,178	10,582	16,760	20,293	33,641	53,934	4,341	7,586	11,927
5	SELANGOR	**2014**	**8,139**	**13,485**	**21,624**	**20,892**	**34,779**	**55,671**	**4,719**	**8,309**	**13,028**
		2013	6,613	10,666	17,279	19,285	31,949	51,234	4,487	7,880	12,367
6	KEDAH	**2014**	**5,096**	**9,882**	**14,978**	**15,859**	**28,158**	**44,017**	**3,366**	**6,538**	**9,904**
		2013	4,800	8,543	13,343	15,356	26,637	41,993	3,137	6,160	9,297
7	TERENGGANU	**2014**	**3,646**	**7,508**	**11,154**	**11,681**	**22,488**	**34,169**	**2,994**	**5,823**	**8,817**
		2013	3,709	7,246	10,955	12,035	22,451	34,486	2,736	5,873	8,609
8	PAHANG	**2014**	**3,842**	**7,231**	**11,073**	**11,948**	**21,317**	**33,265**	**2,923**	**5,621**	**8,544**
		2013	3,815	7,005	10,820	12,044	21,256	33,300	2,672	5,313	7,985
9	SARAWAK	**2014**	**3,895**	**6,675**	**10,570**	**11,354**	**19,209**	**30,563**	**2,524**	**4,582**	**7,106**
		2013	4,099	6,969	11,068	11,357	18,908	30,265	2,292	4,182	6,474
10	SABAH	**2014**	**3,817**	**6,955**	**10,772**	**13,202**	**20,987**	**34,189**	**2,336**	**4,098**	**6,434**
		2013	3,595	6,019	9,614	13,436	20,666	34,102	2,093	3,643	5,736
11	PULAU PINANG	**2014**	**3,088**	**5,310**	**8,398**	**10,208**	**16,388**	**26,596**	**2,358**	**4,054**	**6,412**
		2013	3,145	4,994	8,139	10,183	16,009	26,192	2,181	3,801	5,982

Bilangan Kemasukan, Enrolmen dan Keluaran bagi Pelajar Tempatan Mengikut Jantina Berdasarkan Negeri Kelahiran (2013-2014)

Number of Local Student's Intake, Enrolment and Output by Gender and State of Birth (2013-2014)

Jadual *Table* **2.8**

Negeri Kelahiran *State of Birth*		Tahun *Year*	Kemasukan / *Intake*			Enrolmen / *Enrolment*			Keluaran / *Output*		
			L / *M*	P / *F*	J / *T*	L / *M*	P / *F*	J / *T*	L / *M*	P / *F*	J / *T*
12	NEGERI SEMBILAN	**2014**	**2,465**	**4,338**	**6,803**	**7,330**	**12,536**	**19,866**	**1,729**	**3,033**	**4,762**
		2013	2,367	3,802	6,169	7,279	12,091	19,370	1,590	2,901	4,491
13	MELAKA	**2014**	**2,133**	**3,661**	**5,794**	**6,875**	**10,924**	**17,799**	**1,630**	**2,728**	**4,358**
		2013	2,159	3,290	5,449	6,994	10,739	17,733	1,550	2,535	4,085
14	PERLIS	**2014**	**729**	**1,413**	**2,142**	**2,406**	**4,103**	**6,509**	**518**	**1,057**	**1,575**
		2013	771	1,320	2,091	2,383	4,087	6,470	504	1,047	1,551
15	W.P LABUAN	**2014**	**121**	**239**	**360**	**335**	**615**	**950**	**92**	**152**	**244**
		2013	113	198	311	341	607	948	60	151	211
16	W.P PUTRAJAYA	**2014**	**103**	**155**	**258**	**175**	**238**	**413**	**19**	**29**	**48**
		2013	34	50	84	101	129	230	49	61	110
17	LAHIR DI LUAR NEGARA	**2014**	**208**	**283**	**491**	**860**	**1,113**	**1,973**	**234**	**314**	**548**
		2013	278	359	637	1,007	1,259	2,266	168	272	440
18	TIDAK DINYATAKAN	**2014**	**6**	**5**	**11**	**36**	**58**	**94**	**1**	**1**	**2**
		2013	0	0	0	49	87	136	4	2	6
JUMLAH		**2014**	**63,365**	**113,491**	**176,856**	**198,294**	**337,850**	**536,144**	**46,041**	**83,487**	**129,528**
		2013	62,747	106,903	169,650	199,126	332,403	531,529	42,224	78,341	120,565

Jadual *Table* **2.9**

Enrolmen Pelajar Antarabangsa Mengikut Jantina Berdasarkan 36 Negara Asal (2013-2014)

Number of International Student's Enrolment by Gender Based on Top 36 Country of Origin (2013-2014)

Bil. / *No.*	Negara Asal / *Country of Origin*	Tahun / *Year*	Enrolmen / Enrolment		
			L / *M*	P / *F*	J / *T*
1	INDONESIA	**2014**	**2,277**	**1,394**	**3,671**
		2013	2,473	1,469	3,942
2	IRAN (ISLAMIC REPUBLIC OF)	**2014**	**2,062**	**1,536**	**3,598**
		2013	2,866	2,143	5,009
3	IRAQ	**2014**	**1,649**	**497**	**2,146**
		2013	1,412	442	1,854
4	NIGERIA	**2014**	**1,788**	**312**	**2,100**
		2013	1,440	252	1,692
5	CHINA	**2014**	**935**	**916**	**1,851**
		2013	1,169	1,213	2,382
6	YEMEN	**2014**	**1,428**	**323**	**1,751**
		2013	1,403	323	1,726
7	LIBYAN ARAB JAMAHIRIYA	**2014**	**956**	**320**	**1,276**
		2013	940	286	1,226
8	BANGLADESH	**2014**	**917**	**255**	**1,172**
		2013	845	215	1,060
9	PAKISTAN	**2014**	**769**	**210**	**979**
		2013	692	175	867
10	THAILAND	**2014**	**272**	**439**	**711**
		2013	326	473	799
11	JORDAN	**2014**	**571**	**77**	**648**
		2013	572	71	643
12	SOMALIA	**2014**	**531**	**110**	**641**
		2013	529	103	632
13	SINGAPORE	**2014**	**188**	**446**	**634**
		2013	179	427	606
14	SUDAN	**2014**	**443**	**159**	**602**
		2013	503	158	661
15	SAUDI ARABIA	**2014**	**401**	**157**	**558**
		2013	426	172	598
16	INDIA	**2014**	**312**	**163**	**475**
		2013	324	161	485
17	PALESTINIAN TERRITORY, Occupied	**2014**	**362**	**60**	**422**
		2013	396	60	456
18	AFGHANISTAN	**2014**	**259**	**48**	**307**
		2013	230	39	269
19	SYRIAN ARAB REPUBLIC	**2014**	**204**	**37**	**241**
		2013	198	33	231
20	ALGERIA	**2014**	**195**	**45**	**240**
		2013	189	40	229

Enrolmen Pelajar Antarabangsa Mengikut Jantina Berdasarkan 36 Negara Asal (2013-2014)

Number of International Student's Enrolment by Gender Based on Top 36 Country of Origin (2013-2014)

Jadual *Table* **2.9**

Bil. / *No.*	Negara Asal / *Country of Origin*	Tahun / *Year*	Enrolmen / Enrolment		
			L / *M*	P / *F*	J / *T*
21	BRUNEI DARUSSALAM	**2014**	**74**	**133**	**207**
		2013	95	137	232
22	OMAN	**2014**	**152**	**46**	**198**
		2013	170	45	215
23	EGYPT	**2014**	**129**	**35**	**164**
		2013	116	27	143
24	MYANMAR	**2014**	**61**	**68**	**129**
		2013	56	69	125
25	MALDIVES	**2014**	**61**	**60**	**121**
		2013	52	62	114
26	TURKEY	**2014**	**63**	**45**	**108**
		2013	71	48	119
27	SRI LANKA	**2014**	**65**	**39**	**104**
		2013	77	39	116
28	UZBEKISTAN	**2014**	**83**	**21**	**104**
		2013	79	19	98
29	UNITED ARAB EMIRATES	**2014**	74	22	96
		2013	25	4	29
30	PHILIPPINES	**2014**	**36**	**50**	**86**
		2013	43	49	92
31	CAMBODIA	**2014**	**47**	**28**	**75**
		2013	50	26	76
32	JAPAN	**2014**	**44**	**30**	**74**
		2013	32	30	62
33	TANZANIA, UNITED REPUBLIC OF	**2014**	**47**	**25**	**72**
		2013	58	30	88
34	UNITED STATES OF AMERICA	**2014**	**44**	**18**	**62**
		2013	40	26	66
35	GUINEA	**2014**	**48**	**12**	**60**
		2013	52	17	69
36	VIETNAM	**2014**	**24**	**36**	**60**
		2013	25	37	62
37	LAIN-LAIN NEGARA	**2014**	**849**	**450**	**1,299**
		2013	1,146	611	1,757
JUMLAH		2014	18,420	8,622	27,042
		2013	19,299	9,531	28,830

Nota : Berdasarkan *jumlah pelajar tertinggi Tahun 2014*

Note : According to the highest number of student in year 2014

Jadual *Table* **2.10**

Bilangan Staf Akademik Mengikut Taraf Kewarganegaraan dan Jantina Berdasarkan UA (2013-2014)

Number of Academics by Citizenship and Gender in Public HEIs (2013-2014)

Bil. *No.*	UA *Public University*	Tahun *Year*	Warganegara / *Citizens*			Bukan Warganegara / *Non-Citizens*			Jumlah / *Total*		
			L / *M*	P / *F*	J / *T*	L / *M*	P / *F*	J / *T*	L / *M*	P / *F*	J / *T*
1	UM	**2014**	**958**	**1097**	**2055**	**316**	**95**	**411**	**1274**	**1192**	**2466**
		2013	958	1,061	2,019	310	94	404	1,268	1,155	2,423
2	USM	**2014**	**911**	**910**	**1,821**	**83**	**29**	**112**	**994**	**939**	**1,933**
		2013	943	861	1,804	116	36	152	1,059	897	1,956
3	UKM	**2014**	**1,026**	**1,252**	**2,278**	**66**	**21**	**87**	**1,092**	**1,273**	**2,365**
		2013	1,038	1,255	2,293	61	17	78	1,099	1,272	2,371
4	UPM	**2014**	**779**	**850**	**1,629**	**141**	**40**	**181**	**920**	**890**	**1,810**
		2013	999	872	1,871	264	88	352	1,263	960	2,223
5	UTM	**2014**	**1,064**	**772**	**1,836**	**150**	**20**	**170**	**1,214**	**792**	**2,006**
		2013	1,161	789	1,950	221	46	267	1,382	835	2,217
6	UUM	**2014**	**625**	**738**	**1,363**	**96**	**19**	**115**	**721**	**757**	**1,478**
		2013	633	736	1,369	103	20	123	736	756	1,492
7	UIAM	**2014**	**614**	**955**	**1,569**	**299**	**50**	**349**	**913**	**1,005**	**1,918**
		2013	641	943	1,584	323	56	379	964	999	1,963
8	UniMAS	**2014**	**370**	**394**	**764**	**74**	**39**	**113**	**444**	**433**	**877**
		2013	357	372	729	63	30	93	420	402	822
9	UMS	**2014**	**418**	**411**	**829**	**71**	**44**	**115**	**489**	**455**	**944**
		2013	416	399	815	71	49	120	487	448	935
10	UPSI	**2014**	**398**	**430**	**828**	**17**	**12**	**29**	**415**	**442**	**857**
		2013	398	410	808	11	8	19	409	418	827
11	UiTM	**2014**	**3,056**	**5,546**	**8,602**	**134**	**162**	**296**	**3,190**	**5,708**	**8,898**
		2013	3,387	5,737	9,124	172	176	348	3,559	5,913	9,472
12	UniSZA	**2014**	**281**	**282**	**563**	**55**	**20**	**75**	**336**	**302**	**638**
		2013	233	231	464	34	16	50	267	247	514
13	UMT	**2014**	**240**	**320**	**560**	**26**	**7**	**33**	**266**	**327**	**593**
		2013	221	267	488	12	5	17	233	272	505
14	USIM	**2014**	**238**	**350**	**588**	**50**	**5**	**55**	**288**	**355**	**643**
		2013	217	328	545	43	7	50	260	335	595
15	UTHM	**2014**	**566**	**477**	**1,043**	**27**	**5**	**32**	**593**	**482**	**1,075**
		2013	557	460	1,017	23	5	28	580	465	1,045
16	UTeM	**2014**	**484**	**321**	**805**	**29**	**4**	**33**	**513**	**325**	**838**
		2013	487	307	794	30	3	33	517	310	827
17	UMP	**2014**	**314**	**312**	**626**	**81**	**13**	**94**	**395**	**325**	**720**
		2013	309	283	592	52	13	65	361	296	657
18	UniMAP	**2014**	**515**	**405**	**920**	**60**	**11**	**71**	**575**	**416**	**991**
		2013	510	416	926	70	21	91	580	437	1,017
19	UMK	**2014**	**205**	**282**	**487**	**38**	**8**	**46**	**243**	**290**	**533**
		2013	138	186	324	29	6	35	167	192	359
20	UPNM	**2014**	**161**	**160**	**321**	**9**	**4**	**13**	**170**	**164**	**334**
		2013	132	156	288	6	2	8	138	158	296
JUMLAH / *TOTAL*		**2014**	**13,223**	**16,264**	**29,487**	**1,822**	**608**	**2,430**	**15,045**	**16,872**	**31,917**
		2013	13,735	16,069	29,804	2,014	698	2,712	15,749	16,767	32,516

Bilangan Staf Akademik Mengikut Kelulusan Tertinggi, Taraf Kewarganegaraan dan Jantina Berdasarkan UA (2013-2014)

Number of Academic Staff with Highest Qualification, Citizenship and Gender in Public University (2013-2014)

Jadual *Table* **2.11**

Jadual / *Table* 2.11 (i)			Ph.D								
Bil. *No.*	UA *Public University*	Tahun *Year*	Warganegara / *Citizens*			Bukan Warganegara / *Non-Citizens*			Jumlah / *Total*		
			L / *M*	P / *F*	J / *T*	L / *M*	P / *F*	J / *T*	L / *M*	P / *F*	J / *T*
1	UM	**2014**	**607**	**685**	**1292**	**261**	**57**	**318**	**868**	**742**	**1610**
		2013	562	590	1,152	258	50	308	820	640	1,460
2	USM	**2014**	**630**	**560**	**1,190**	**58**	**12**	**70**	**688**	**572**	**1,260**
		2013	600	478	1,078	73	14	87	673	492	1,165
3	UKM	**2014**	**603**	**634**	**1,237**	**54**	**12**	**66**	**657**	**646**	**1,303**
		2013	553	537	1,090	48	11	59	601	548	1,149
4	UPM	**2014**	**600**	**637**	**1,237**	**132**	**34**	**166**	**732**	**671**	**1,403**
		2013	724	615	1,339	248	70	318	972	685	1,657
5	UTM	**2014**	**699**	**469**	**1,168**	**148**	**18**	**166**	**847**	**487**	**1,334**
		2013	660	380	1,040	201	28	229	861	408	1,269
6	UUM	**2014**	**297**	**299**	**596**	**89**	**16**	**105**	**386**	**315**	**701**
		2013	256	223	479	92	15	107	348	238	586
7	UIAM	**2014**	**256**	**295**	**551**	**251**	**29**	**280**	**507**	**324**	**831**
		2013	254	261	515	264	28	292	518	289	807
8	UniMAS	**2014**	**116**	**71**	**187**	**40**	**14**	**54**	**156**	**85**	**241**
		2013	112	61	173	33	8	41	145	69	214
9	UMS	**2014**	**183**	**109**	**292**	**44**	**10**	**54**	**227**	**119**	**346**
		2013	169	100	269	44	14	58	213	114	327
10	UPSI	**2014**	**202**	**153**	**355**	**12**	**9**	**21**	**214**	**162**	**376**
		2013	190	124	314	8	5	13	198	129	327
11	UiTM	**2014**	**574**	**806**	**1,380**	**52**	**41**	**93**	**626**	**847**	**1,473**
		2013	536	640	1,176	67	42	109	603	682	1,285
12	UniSZA	**2014**	**101**	**53**	**154**	**28**	**6**	**34**	**129**	**59**	**188**
		2013	74	25	99	13	4	17	87	29	116
13	UMT	**2014**	**144**	**167**	**311**	**26**	**6**	**32**	**170**	**173**	**343**
		2013	118	105	223	11	3	14	129	108	237
14	USIM	**2014**	**97**	**113**	**210**	**45**	**2**	**47**	**142**	**115**	**257**
		2013	72	68	140	39	3	42	111	71	182
15	UTHM	**2014**	**189**	**119**	**308**	**24**	**4**	**28**	**213**	**123**	**336**
		2013	157	82	239	20	4	24	177	86	263
16	UTeM	**2014**	**152**	**73**	**225**	**15**	**2**	**17**	**167**	**75**	**242**
		2013	116	52	168	19	3	22	135	55	190
17	UMP	**2014**	**129**	**93**	**222**	**80**	**9**	**89**	**209**	**102**	**311**
		2013	96	56	152	51	11	62	147	67	214
18	UniMAP	**2014**	**159**	**84**	**243**	**34**	**4**	**38**	**193**	**88**	**281**
		2013	131	65	196	49	7	56	180	72	252
19	UMK	**2014**	**65**	**32**	**97**	**26**	**4**	**30**	**91**	**36**	**127**
		2013	43	13	56	19	3	22	62	16	78
20	UPNM	**2014**	**46**	**35**	**81**	**5**	**1**	**6**	**51**	**36**	**87**
		2013	31	26	57	2	1	3	33	27	60
JUMLAH / TOTAL		**2014**	**5,849**	**5,487**	**11,336**	**1,424**	**290**	**1,714**	**7,273**	**5,777**	**13,050**
		2013	5,454	4,501	9,955	1,559	324	1,883	7,013	4,825	11,838

Jadual *Table* **2.11**

Bilangan Staf Akademik Mengikut Kelulusan Tertinggi, Taraf Kewarganegaraan dan Jantina Berdasarkan UA (2013-2014)

Number of Academic Staff with Highest Qualification, Citizenship and Gender in Public University (2013-2014)

Jadual / *Table* 2.11 (ii)			Sarjana / *Masters*								
Bil. *No.*	UA *Public University*	Tahun *Year*	Warganegara / *Citizens*			Bukan Warganegara / *Non-Citizens*			Jumlah / Total		
			L / *M*	P / *F*	J / *T*	L / *M*	P / *F*	J / *T*	L / *M*	P / *F*	J / *T*
1	UM	2014	252	285	537	36	28	64	288	313	601
		2013	296	329	625	39	38	77	335	367	702
2	USM	2014	251	271	522	21	12	33	272	283	555
		2013	281	253	534	38	17	55	319	270	589
3	UKM	2014	337	481	818	10	5	15	347	486	833
		2013	380	542	922	11	3	14	391	545	936
4	UPM	2014	146	185	331	7	6	13	153	191	344
		2013	243	225	468	14	18	32	257	243	500
5	UTM	2014	344	262	606	2	1	3	346	263	609
		2013	455	351	806	18	14	32	473	365	838
6	UUM	2014	286	381	667	1	2	3	287	383	670
		2013	346	463	809	8	1	9	354	464	818
7	UIAM	2014	217	417	634	44	19	63	261	436	697
		2013	244	434	678	52	26	78	296	460	756
8	UniMAS	2014	203	252	455	33	23	56	236	275	511
		2013	192	230	422	29	20	49	221	250	471
9	UMS	2014	209	277	486	26	31	57	235	308	543
		2013	212	262	474	25	30	55	237	292	529
10	UPSI	2014	166	209	375	5	3	8	171	212	383
		2013	179	212	391	2	3	5	181	215	396
11	UiTM	2014	2,193	4,360	6,553	70	109	179	2,263	4469	6,732
		2013	2,395	4,474	6,869	90	117	207	2,485	4591	7,076
12	UniSZA	2014	147	176	323	23	8	31	170	184	354
		2013	137	160	297	17	7	24	154	167	321
13	UMT	2014	78	119	197	0	1	1	78	120	198
		2013	96	143	239	1	2	3	97	145	242
14	USIM	2014	100	161	261	5	2	7	105	163	268
		2013	104	182	286	4	3	7	108	185	293
15	UTHM	2014	295	298	593	3	0	3	298	298	596
		2013	306	319	625	3	0	3	309	319	628
16	UTeM	2014	322	236	558	14	2	16	336	238	574
		2013	319	225	544	11	0	11	330	225	555
17	UMP	2014	175	184	359	1	4	5	176	188	364
		2013	198	191	389	1	2	3	199	193	392
18	UniMAP	2014	256	264	520	18	6	24	274	270	544
		2013	284	287	571	16	11	27	300	298	598
19	UMK	2014	117	188	305	11	0	11	128	188	316
		2013	84	136	220	9	0	9	93	136	229
20	UPNM	2014	106	106	212	1	0	1	107	106	213
		2013	91	105	196	1	0	1	92	105	197
JUMLAH / TOTAL		2014	6,200	9,112	15,312	331	262	593	6,531	9,374	15,905
		2013	6,842	9,523	16,365	389	312	701	7,231	9,835	17,066

Bilangan Staf Akademik Mengikut Kelulusan Tertinggi, Taraf Kewarganegaraan dan Jantina Berdasarkan UA (2013-2014)

Number of Academic Staff with Highest Qualification, Citizenship and Gender in Public University (2013-2014)

Jadual *Table* **2.11**

Jadual / *Table* 2.11(iii)			Sarjana Muda / *Bachelors*								
Bil. *No.*	UA *Public University*	Tahun *Year*	Warganegara / *Citizens*			Bukan Warganegara / *Non-Citizens*			Jumlah / *Total*		
			L / *M*	P / *F*	J / *T*	L / *M*	P / *F*	J / *T*	L / *M*	P / *F*	J / *T*
1	UM	**2014**	**60**	**89**	**149**	**16**	**7**	**23**	**76**	**96**	**172**
		2013	79	127	206	11	4	15	90	131	221
2	USM	**2014**	**29**	**78**	**107**	**1**	**4**	**5**	**30**	**82**	**112**
		2013	60	128	188	4	4	8	64	132	198
3	UKM	**2014**	**81**	**135**	**216**	**2**	**4**	**6**	**83**	**139**	**222**
		2013	102	174	276	2	3	5	104	177	281
4	UPM	**2014**	**30**	**27**	**57**	**2**	**0**	**2**	**32**	**27**	**59**
		2013	29	31	60	2	0	2	31	31	62
5	UTM	**2014**	**20**	**40**	**60**	**0**	**0**	**0**	**20**	**40**	**60**
		2013	42	56	98	2	4	6	44	60	104
6	UUM	**2014**	**22**	**45**	**67**	**3**	**1**	**4**	**25**	**46**	**71**
		2013	23	44	67	2	4	6	25	48	73
7	UIAM	**2014**	**141**	**235**	**376**	**4**	**2**	**6**	**145**	**237**	**382**
		2013	143	244	387	7	2	9	150	246	396
8	UniMAS	**2014**	**51**	**71**	**122**	**1**	**2**	**3**	**52**	**73**	**125**
		2013	53	81	134	1	2	3	54	83	137
9	UMS	**2014**	**26**	**24**	**50**	**1**	**3**	**4**	**27**	**27**	**54**
		2013	34	37	71	2	5	7	36	42	78
10	UPSI	**2014**	**27**	**66**	**93**	**0**	**0**	**0**	**27**	**66**	**93**
		2013	27	72	99	1	0	1	28	72	100
11	UiTM	**2014**	**195**	**339**	**534**	**9**	**11**	**20**	**204**	**350**	**554**
		2013	347	573	920	11	15	26	358	588	946
12	UniSZA	**2014**	**33**	**52**	**85**	**4**	**6**	**10**	**37**	**58**	**95**
		2013	22	45	67	4	5	9	26	50	76
13	UMT	**2014**	**18**	**34**	**52**	**0**	**0**	**0**	**18**	**34**	**52**
		2013	7	19	26	0	0	0	7	19	26
14	USIM	**2014**	**41**	**76**	**117**	**0**	**1**	**1**	**41**	**77**	**118**
		2013	41	78	119	0	1	1	41	79	120
15	UTHM	**2014**	**72**	**58**	**130**	**0**	**1**	**1**	**72**	**59**	**131**
		2013	83	57	140	0	1	1	83	58	141
16	UTeM	**2014**	**10**	**12**	**22**	**0**	**0**	**0**	**10**	**12**	**22**
		2013	52	30	82	0	0	0	52	30	82
17	UMP	**2014**	**10**	**35**	**45**	**0**	**0**	**0**	**10**	**35**	**45**
		2013	15	36	51	0	0	0	15	36	51
18	UniMAP	**2014**	**100**	**57**	**157**	**8**	**1**	**9**	**108**	**58**	**166**
		2013	95	64	159	5	3	8	100	67	167
19	UMK	**2014**	**23**	**62**	**85**	**1**	**4**	**5**	**24**	**66**	**90**
		2013	11	37	48	1	3	4	12	40	52
20	UPNM	**2014**	**7**	**18**	**25**	**2**	**3**	**5**	**9**	**21**	**30**
		2013	9	25	34	2	1	3	11	26	37
JUMLAH / TOTAL		**2014**	**996**	**1,553**	**2,549**	**54**	**50**	**104**	**1,050**	**1,603**	**2,653**
		2013	**1,274**	**1,958**	**3,232**	**57**	**57**	**114**	**1,331**	**2,015**	**3,348**

Jadual *Table* **2.11**

Bilangan Staf Akademik Mengikut Kelulusan Tertinggi, Taraf Kewarganegaraan dan Jantina Berdasarkan UA (2013-2014)

Number of Academic Staff with Highest Qualification, Citizenship and Gender in Public University (2013-2014)

Jadual / *Table* 2.11 (iv)			Diploma / *Diploma*								
Bil. *No.*	UA *Public University*	Tahun *Year*	Warganegara / *Citizens*			Bukan Warganegara / *Non-Citizens*			Jumlah / *Total*		
			L / *M*	P / *F*	J / *T*	L / *M*	P / *F*	J / *T*	L / *M*	P / *F*	J / *T*
1	UM	**2014**	**0**	**0**	**0**	**0**	**0**	**0**	**0**	**0**	**0**
		2013	0	0	0	0	0	0	0	0	0
2	USM	**2014**	**0**	**0**	**0**	**0**	**0**	**0**	**0**	**0**	**0**
		2013	0	0	0	0	0	0	0	0	0
3	UKM	**2014**	**1**	**0**	**1**	**0**	**0**	**0**	**1**	**0**	**1**
		2013	0	0	0	0	0	0	0	0	0
4	UPM	**2014**	**1**	**0**	**1**	**0**	**0**	**0**	**1**	**0**	**1**
		2013	2	0	2	0	0	0	2	0	2
5	UTM	**2014**	**0**	**0**	**0**	**0**	**0**	**0**	**0**	**0**	**0**
		2013	0	1	1	0	0	0	0	1	1
6	UUM	**2014**	**11**	**6**	**17**	**1**	**0**	**1**	**12**	**6**	**18**
		2013	0	0	0	0	0	0	0	0	0
7	UIAM	**2014**	**0**	**6**	**6**	**0**	**0**	**0**	**0**	**6**	**6**
		2013	0	3	3	0	0	0	0	3	3
8	UniMAS	**2014**	**0**	**0**	**0**	**0**	**0**	**0**	**0**	**0**	**0**
		2013	0	0	0	0	0	0	0	0	0
9	UMS	**2014**	**0**	**0**	**0**	**0**	**0**	**0**	**0**	**0**	**0**
		2013	1	0	1	0	0	0	1	0	1
10	UPSI	**2014**	**1**	**2**	**3**	**0**	**0**	**0**	**1**	**2**	**3**
		2013	1	2	3	0	0	0	1	2	3
11	UiTM	**2014**	**66**	**23**	**89**	**0**	**0**	**0**	**66**	**23**	**89**
		2013	77	34	111	0	0	0	77	34	111
12	UniSZA	**2014**	**0**	**0**	**0**	**0**	**0**	**0**	**0**	**0**	**0**
		2013	0	0	0	0	0	0	0	0	0
13	UMT	**2014**	**0**	**0**	**0**	**0**	**0**	**0**	**0**	**0**	**0**
		2013	0	0	0	0	0	0	0	0	0
14	USIM	**2014**	**0**	**0**	**0**	**0**	**0**	**0**	**0**	**0**	**0**
		2013	0	0	0	0	0	0	0	0	0
15	UTHM	**2014**	**9**	**2**	**11**	**0**	**0**	**0**	**9**	**2**	**11**
		2013	9	2	11	0	0	0	9	2	11
16	UTeM	**2014**	**0**	**0**	**0**	**0**	**0**	**0**	**0**	**0**	**0**
		2013	0	0	0	0	0	0	0	0	0
17	UMP	**2014**	**0**	**0**	**0**	**0**	**0**	**0**	**0**	**0**	**0**
		2013	0	0	0	0	0	0	0	0	0
18	UniMAP	**2014**	**0**	**0**	**0**	**0**	**0**	**0**	**0**	**0**	**0**
		2013	0	0	0	0	0	0	0	0	0
19	UMK	**2014**	**0**	**0**	**0**	**0**	**0**	**0**	**0**	**0**	**0**
		2013	0	0	0	0	0	0	0	0	0
20	UPNM	**2014**	**0**	**0**	**0**	**0**	**0**	**0**	**0**	**0**	**0**
		2013	0	0	0	0	0	0	0	0	0
JUMLAH / TOTAL		**2014**	**89**	**39**	**128**	**1**	**0**	**1**	**90**	**39**	**129**
		2013	**90**	**42**	**132**	**0**	**0**	**0**	**90**	**42**	**132**

Bilangan Staf Akademik Mengikut Kelulusan Tertinggi, Taraf Kewarganegaraan dan Jantina Berdasarkan UA (2013-2014)

Number of Academic Staff with Highest Qualification, Citizenship and Gender in Public University (2013-2014)

Jadual *Table* **2.11**

Jadual / *Table* 2.11 (v)			*Lain-Lain / *Others								
Bil. *No.*	UA *Public University*	Tahun *Year*	Warganegara / *Citizens*			Bukan Warganegara / *Non-Citizens*			Jumlah / *Total*		
			L / *M*	P / *F*	J / *T*	L / *M*	P / *F*	J / *T*	L / *M*	P / *F*	J / *T*
1	UM	**2014**	**39**	**38**	**77**	**3**	**3**	**6**	**42**	**41**	**83**
		2013	21	15	36	2	2	4	23	17	40
2	USM	**2014**	**1**	**1**	**2**	**3**	**1**	**4**	**4**	**2**	**6**
		2013	2	2	4	1	1	2	3	3	6
3	UKM	**2014**	**4**	**2**	**6**	**0**	**0**	**0**	**4**	**2**	**6**
		2013	3	2	5	0	0	0	3	2	5
4	UPM	**2014**	**2**	**1**	**3**	**0**	**0**	**0**	**2**	**1**	**3**
		2013	1	1	2	0	0	0	1	1	2
5	UTM	**2014**	**1**	**1**	**2**	**0**	**1**	**1**	**1**	**2**	**3**
		2013	4	1	5	0	0	0	4	1	5
6	UUM	**2014**	**9**	**7**	**16**	**2**	**0**	**2**	**11**	**7**	**18**
		2013	8	6	14	1	0	1	9	6	15
7	UIAM	**2014**	**0**	**2**	**2**	**0**	**0**	**0**	**0**	**2**	**2**
		2013	0	1	1	0	0	0	0	1	1
8	UniMAS	**2014**	**0**	**0**	**0**	**0**	**0**	**0**	**0**	**0**	**0**
		2013	0	0	0	0	0	0	0	0	0
9	UMS	L / *M*	P / *F*	J / *T*	L / *M*	P / *F*	J / *T*	L / *M*	P / *F*	J / *T*	1
		2013	0	0	0	0	0	0	0	0	0
10	UPSI	**2014**	**2**	**0**	**2**	**0**	**0**	**0**	**2**	**0**	**2**
		2013	1	0	1	0	0	0	1	0	1
11	UiTM	**2014**	**28**	**18**	**46**	**3**	**1**	**4**	**31**	**19**	**50**
		2013	32	16	48	4	2	6	36	18	54
12	UniSZA	**2014**	**0**	**1**	**1**	**0**	**0**	**0**	**0**	**1**	**1**
		2013	0	1	1	0	0	0	0	1	1
13	UMT	**2014**	**0**	**0**	**0**	**0**	**0**	**0**	**0**	**0**	**0**
		2013	0	0	0	0	0	0	0	0	0
14	USIM	**2014**	**0**	**0**	**0**	**0**	**0**	**0**	**0**	**0**	**0**
		2013	0	0	0	0	0	0	0	0	0
15	UTHM	**2014**	**1**	**0**	**1**	**0**	**0**	**0**	**1**	**0**	**1**
		2013	2	0	2	0	0	0	2	0	2
16	UTeM	**2014**	**0**	**0**	**0**	**0**	**0**	**0**	**0**	**0**	**0**
		2013	0	0	0	0	0	0	0	0	0
17	UMP	**2014**	**0**	**0**	**0**	**0**	**0**	**0**	**0**	**0**	**0**
		2013	0	0	0	0	0	0	0	0	0
18	UniMAP	**2014**	**0**	**0**	**0**	**0**	**0**	**0**	**0**	**0**	**0**
		2013	0	0	0	0	0	0	0	0	0
19	UMK	**2014**	**0**	**0**	**0**	**0**	**0**	**0**	**0**	**0**	**0**
		2013	0	0	0	0	0	0	0	0	0
20	UPNM	**2014**	**2**	**1**	**3**	**1**	**0**	**1**	**3**	**1**	**4**
		2013	1	0	1	1	0	1	2	0	2
JUMLAH / TOTAL		**2014**	**89**	**73**	**162**	**12**	**6**	**18**	**101**	**79**	**180**
		2013	**75**	**45**	**120**	**9**	**5**	**14**	**84**	**50**	**134**

Nota / *Note :*

**** Termasuk Diploma Lanjutan, Diploma Lepasan Ijazah, Profesional dan Sijil***

** Including Advanced Diploma, Postgraduate Diploma, Professional and Certificate*

Jadual *Table* **2.12**

Bilangan Staf Akademik Mengikut Jawatan, Taraf Kewarganegaraan dan Jantina Berdasarkan UA (2013-2014)

Number of Academic Staff by Position According to Citizenship And Gender In Public University (2013-2014)

Jadual / *Table* 2.12 (i)			Profesor / *Professors*								
Bil. *No.*	UA *Public University*	Tahun *Year*	Warganegara / *Citizens*			Bukan Warganegara / *Non-Citizens*			Jumlah / *Total*		
			L / *M*	P / *F*	J / *T*	L / *M*	P / *F*	J / *T*	L / *M*	P / *F*	J / *T*
1	UM	**2014**	**153**	**104**	**257**	**38**	**2**	**40**	**191**	**106**	**297**
		2013	159	108	267	52	1	53	211	109	320
2	USM	**2014**	**167**	**59**	**226**	**10**	**1**	**11**	**177**	**60**	**237**
		2013	156	37	193	9	1	10	165	38	203
3	UKM	**2014**	**206**	**118**	**324**	**18**	**1**	**19**	**224**	**119**	**343**
		2013	214	133	347	13	1	14	227	134	361
4	UPM	**2014**	**131**	**68**	**199**	**12**	**0**	**12**	**143**	**68**	**211**
		2013	169	76	245	8	1	9	177	77	254
5	UTM	**2014**	**155**	**31**	**186**	**25**	**2**	**27**	**180**	**33**	**213**
		2013	164	29	193	36	3	39	200	32	232
6	UUM	**2014**	**44**	**18**	**62**	**12**	**4**	**16**	**56**	**22**	**78**
		2013	36	12	48	21	3	24	57	15	72
7	UIAM	**2014**	**50**	**35**	**85**	**78**	**3**	**81**	**128**	**38**	**166**
		2013	50	22	72	62	0	62	112	22	134
8	UniMAS	**2014**	**48**	**11**	**59**	**8**	**1**	**9**	**56**	**12**	**68**
		2013	40	10	50	8	1	9	48	11	59
9	UMS	**2014**	**23**	**5**	**28**	**16**	**2**	**18**	**39**	**7**	**46**
		2013	23	6	29	17	2	19	40	8	48
10	UPSI	**2014**	**27**	**5**	**32**	**1**	**0**	**1**	**28**	**5**	**33**
		2013	33	6	39	1	0	1	34	6	40
11	UiTM	**2014**	**96**	**70**	**166**	**14**	**3**	**17**	**110**	**73**	**183**
		2013	107	53	160	19	2	21	126	55	181
12	UniSZA	**2014**	**42**	**7**	**49**	**9**	**0**	**9**	**51**	**7**	**58**
		2013	27	7	34	8	0	8	35	7	42
13	UMT	**2014**	**73**	**26**	**99**	**5**	**1**	**6**	**78**	**27**	**105**
		2013	20	3	23	1	0	1	21	3	24
14	USIM	**2014**	**21**	**10**	**31**	**3**	**0**	**3**	**24**	**10**	**34**
		2013	20	7	27	3	1	4	23	8	31
15	UTHM	**2014**	**26**	**4**	**30**	**3**	**0**	**3**	**29**	**4**	**33**
		2013	21	4	25	2	0	2	23	4	27
16	UTeM	**2014**	**25**	**2**	**27**	**3**	**0**	**3**	**28**	**2**	**30**
		2013	21	0	21	3	0	3	24	0	24
17	UMP	**2014**	**23**	**6**	**29**	**3**	**0**	**3**	**26**	**6**	**32**
		2013	22	3	25	1	0	1	23	3	26
18	UniMAP	**2014**	**27**	**7**	**34**	**6**	**1**	**7**	**33**	**8**	**41**
		2013	34	5	39	8	2	10	42	7	49
19	UMK	**2014**	**34**	**5**	**39**	**4**	**0**	**4**	**38**	**5**	**43**
		2013	25	4	29	3	0	3	28	4	32
20	UPNM	**2014**	**28**	**10**	**38**	**1**	**1**	**2**	**29**	**11**	**40**
		2013	25	11	36	1	0	1	26	11	37
JUMLAH / TOTAL		**2014**	**1,399**	**601**	**2,000**	**269**	**22**	**291**	**1,668**	**623**	**2,291**
		2013	**1,366**	**536**	**1,902**	**276**	**18**	**294**	**1,642**	**554**	**2,196**

Bilangan Staf Akademik Mengikut Jawatan, Taraf Kewarganegaraan dan Jantina Berdasarkan UA (2013-2014)

Number of Academic Staff by Position According to Citizenship And Gender In Public University (2013-2014)

Jadual *Table* **2.12**

Jadual / *Table* 2.12 (ii)			Profesor Madya / *Associate Professor*								
Bil. *No.*	UA *Public University*	Tahun *Year*	Warganegara / *Citizens*			Bukan Warganegara / *Non-Citizens*			Jumlah / *Total*		
			L / *M*	P / *F*	J / *T*	L / *M*	P / *F*	J / *T*	L / *M*	P / *F*	J / *T*
1	UM	**2014**	**158**	**182**	**340**	**27**	**10**	**37**	**185**	**192**	**377**
		2013	255	281	536	54	22	76	309	303	612
2	USM	**2014**	**207**	**134**	**341**	**20**	**1**	**21**	**227**	**135**	**362**
		2013	316	241	557	35	6	41	351	247	598
3	UKM	**2014**	**250**	**300**	**550**	**20**	**6**	**26**	**270**	**306**	**576**
		2013	281	328	609	18	1	19	299	329	628
4	UPM	**2014**	**191**	**187**	**378**	**26**	**4**	**30**	**217**	**191**	**408**
		2013	274	238	512	33	4	37	307	242	549
5	UTM	**2014**	**235**	**121**	**356**	**26**	**0**	**26**	**261**	**121**	**382**
		2013	263	105	368	50	4	54	313	109	422
6	UUM	**2014**	**101**	**62**	**163**	**12**	**0**	**12**	**113**	**62**	**175**
		2013	86	44	130	11	2	13	97	46	143
7	UIAM	**2014**	**119**	**84**	**203**	**89**	**8**	**97**	**208**	**92**	**300**
		2013	105	78	183	97	9	106	202	87	289
8	UniMAS	**2014**	**60**	**33**	**93**	**36**	**15**	**51**	**96**	**48**	**144**
		2013	42	12	54	27	12	39	69	24	93
9	UMS	**2014**	**72**	**33**	**105**	**18**	**14**	**32**	**90**	**47**	**137**
		2013	62	30	92	18	17	35	80	47	127
10	UPSI	**2014**	**60**	**30**	**90**	**1**	**1**	**2**	**61**	**31**	**92**
		2013	43	12	55	1	1	2	44	13	57
11	UiTM	**2014**	**398**	**424**	**822**	**27**	**24**	**51**	**425**	**448**	**873**
		2013	529	521	1,050	40	24	64	569	545	1,114
12	UniSZA	**2014**	**25**	**17**	**42**	**16**	**5**	**21**	**41**	**22**	**63**
		2013	25	11	36	10	4	14	35	15	50
13	UMT	**2014**	**66**	**145**	**211**	**15**	**3**	**18**	**81**	**148**	**229**
		2013	44	18	62	0	1	1	44	19	63
14	USIM	**2014**	**24**	**19**	**43**	**4**	**0**	**4**	**28**	**19**	**47**
		2013	19	29	48	6	0	6	25	29	54
15	UTHM	**2014**	**68**	**23**	**91**	**5**	**1**	**6**	**73**	**24**	**97**
		2013	47	7	54	4	0	4	51	7	58
16	UTeM	**2014**	**35**	**6**	**41**	**4**	**0**	**4**	**39**	**6**	**45**
		2013	26	8	34	5	0	5	31	8	39
17	UMP	**2014**	**18**	**6**	**24**	**16**	**0**	**16**	**34**	**6**	**40**
		2013	18	5	23	13	1	14	31	6	37
18	UniMAP	**2014**	**37**	**1**	**38**	**9**	**1**	**10**	**46**	**2**	**48**
		2013	33	1	34	13	2	15	46	3	49
19	UMK	**2014**	**22**	**12**	**34**	**7**	**1**	**8**	**29**	**13**	**42**
		2013	15	4	19	7	1	8	22	5	27
20	UPNM	**2014**	**31**	**10**	**41**	**7**	**3**	**10**	**38**	**13**	**51**
		2013	31	9	40	4	1	5	35	10	45
JUMLAH / TOTAL		**2014**	**2,177**	**1,829**	**4,006**	**385**	**97**	**482**	**2,562**	**1,926**	**4,488**
		2013	2,514	1,982	4,496	446	112	558	2,960	2,094	5,054

Jadual *Table* **2.12**

Bilangan Staf Akademik Mengikut Jawatan, Taraf Kewarganegaraan dan Jantina Berdasarkan UA (2013-2014)

Number of Academic Staff by Position According to Citizenship And Gender In Public University (2013-2014)

Jadual / *Table* 2.12 (iii)			Pensyarah / *Lecturers*								
Bil. *No.*	UA *Public University*	Tahun *Year*	Warganegara / Citizens			Bukan Warganegara / Non-Citizens			Jumlah / *Total*		
			L / *M*	P / *F*	J / *T*	L / *M*	P / *F*	J / *T*	L / *M*	P / *F*	J / *T*
1	UM	**2014**	**471**	**636**	**1107**	**103**	**31**	**134**	**574**	**667**	**1241**
		2013	401	519	920	117	38	155	518	557	1,075
2	USM	**2014**	**516**	**621**	**1,137**	**51**	**22**	**73**	**567**	**643**	**1,210**
		2013	488	480	928	67	23	90	515	503	1,018
3	UKM	**2014**	**502**	**697**	**1,199**	**27**	**10**	**37**	**529**	**707**	**1,236**
		2013	450	623	1,073	29	12	41	479	635	1,114
4	UPM	**2014**	**381**	**578**	**959**	**53**	**20**	**73**	**434**	**598**	**1,032**
		2013	398	524	922	47	25	72	445	549	994
5	UTM	**2014**	**582**	**490**	**1,072**	**93**	**16**	**109**	**675**	**506**	**1,181**
		2013	602	494	1,096	131	30	161	733	524	1,257
6	UUM	**2014**	**406**	**470**	**876**	**72**	**14**	**86**	**478**	**484**	**962**
		2013	447	499	946	65	11	76	512	510	1,022
7	UIAM	**2014**	**349**	**675**	**1,024**	**126**	**38**	**164**	**475**	**713**	**1,188**
		2013	293	441	734	123	39	162	416	480	896
8	UniMAS	**2014**	**247**	**322**	**569**	**29**	**21**	**50**	**276**	**343**	**619**
		2013	237	278	515	27	15	42	264	293	557
9	UMS	**2014**	**279**	**308**	**587**	**34**	**22**	**56**	**313**	**330**	**643**
		2013	291	310	601	34	25	59	325	335	660
10	UPSI	**2014**	**264**	**323**	**587**	**15**	**11**	**26**	**279**	**334**	**613**
		2013	270	286	556	9	7	16	279	293	572
11	UiTM	**2014**	**2,465**	**5,015**	**7,480**	**93**	**135**	**228**	**2,558**	**5,150**	**7,708**
		2013	2,629	5,108	7,737	112	150	262	2,741	5,258	7,999
12	UniSZA	**2014**	**203**	**236**	**439**	**28**	**9**	**37**	**231**	**245**	**476**
		2013	175	194	369	14	7	21	189	201	390
13	UMT	**2014**	**73**	**101**	**174**	**5**	**1**	**6**	**78**	**102**	**180**
		2013	130	168	298	9	3	12	139	171	310
14	USIM	**2014**	**157**	**237**	**394**	**39**	**4**	**43**	**196**	**241**	**437**
		2013	136	187	323	33	5	38	169	192	361
15	UTHM	**2014**	**304**	**271**	**575**	**16**	**3**	**19**	**320**	**274**	**594**
		2013	302	245	547	17	4	21	319	249	568
16	UTeM	**2014**	**411**	**299**	**710**	**22**	**4**	**26**	**433**	**303**	**736**
		2013	417	275	692	22	3	25	439	278	717
17	UMP	**2014**	**263**	**265**	**528**	**62**	**13**	**75**	**325**	**278**	**603**
		2013	247	232	479	38	12	50	285	244	529
18	UniMAP	**2014**	**442**	**383**	**825**	**38**	**8**	**46**	**480**	**391**	**871**
		2013	334	331	665	41	13	54	375	344	719
19	UMK	**2014**	**121**	**191**	**312**	**24**	**3**	**27**	**145**	**194**	**339**
		2013	85	131	216	17	2	19	102	133	235
20	UPNM	**2014**	**91**	**105**	**196**	**0**	**0**	**0**	**91**	**105**	**196**
		2013	58	83	141	1	1	2	59	84	143
JUMLAH / TOTAL		**2014**	**8,527**	**12,223**	**20,750**	**930**	**385**	**1,315**	**9,457**	**12,608**	**22,065**
		2013	8,350	11,408	19,758	953	425	1,378	9,303	11,833	21,136

Bilangan Staf Akademik Mengikut Jawatan, Taraf Kewarganegaraan dan Jantina Berdasarkan UA (2013-2014)

Number of Academic Staff by Position According to Citizenship And Gender In Public University (2013-2014)

Jadual *Table* **2.12**

Jadual / *Table* 2.12 (iv)			Guru Bahasa / *Language Teachers*								
Bil. *No.*	UA *Public University*	Tahun *Year*	Warganegara / Citizens			Bukan Warganegara / Non-Citizens			Jumlah / *Total*		
			L / *M*	P / *F*	J / *T*	L / *M*	P / *F*	J / *T*	L / *M*	P / *F*	J / *T*
1	UM	**2014**	**33**	**46**	**79**	**28**	**17**	**45**	**61**	**63**	**124**
		2013	31	51	82	30	23	53	61	74	135
2	USM	**2014**	**21**	**96**	**117**	**2**	**5**	**7**	**23**	**101**	**124**
		2013	23	103	126	5	6	11	28	109	137
3	UKM	**2014**	**34**	**87**	**121**	**0**	**3**	**3**	**34**	**90**	**124**
		2013	35	88	123	0	3	3	35	91	126
4	UPM	**2014**	**0**	**0**	**0**	**0**	**0**	**0**	**0**	**0**	**0**
		2013	0	0	0	0	0	0	0	0	0
5	UTM	**2014**	**3**	**24**	**27**	**1**	**1**	**2**	**4**	**25**	**29**
		2013	8	24	32	2	4	6	10	28	38
6	UUM	**2014**	**20**	**48**	**68**	**0**	**1**	**1**	**20**	**49**	**69**
		2013	23	42	65	3	1	4	26	43	69
7	UIAM	**2014**	**71**	**128**	**199**	**2**	**1**	**3**	**73**	**129**	**202**
		2013	152	361	513	36	7	43	188	368	556
8	UniMAS	**2014**	**11**	**14**	**25**	**1**	**2**	**3**	**12**	**16**	**28**
		2013	9	12	21	1	2	3	10	14	24
9	UMS	**2014**	**4**	**9**	**13**	**2**	**5**	**7**	**6**	**14**	**20**
		2013	4	10	14	2	5	7	6	15	21
10	UPSI	**2014**	**19**	**42**	**61**	**0**	**0**	**0**	**19**	**42**	**61**
		2013	16	34	50	0	0	0	16	34	50
11	UiTM	**2014**	**0**	**0**	**0**	**0**	**0**	**0**	**0**	**0**	**0**
		2013	0	0	0	0	0	0	0	0	0
12	UniSZA	**2014**	**7**	**14**	**21**	**2**	**6**	**8**	**9**	**20**	**29**
		2013	4	15	19	2	5	7	6	20	26
13	UMT	**2014**	**0**	**6**	**6**	**0**	**0**	**0**	**0**	**6**	**6**
		2013	2	15	17	0	0	0	2	15	17
14	USIM	**2014**	**13**	**47**	**60**	**0**	**0**	**0**	**13**	**47**	**60**
		2013	12	46	58	0	1	1	12	47	59
15	UTHM	**2014**	**5**	**26**	**31**	**0**	**1**	**1**	**5**	**27**	**32**
		2013	5	24	29	0	1	1	5	25	30
16	UTeM	**2014**	**13**	**14**	**27**	**0**	**0**	**0**	**13**	**14**	**27**
		2013	4	11	15	0	0	0	4	11	15
17	UMP	**2014**	**10**	**35**	**45**	**0**	**0**	**0**	**10**	**35**	**45**
		2013	4	28	32	0	0	0	4	28	32
18	UniMAP	**2014**	**7**	**14**	**21**	**7**	**1**	**8**	**14**	**15**	**29**
		2013	7	17	24	3	4	7	10	21	31
19	UMK	**2014**	**4**	**12**	**16**	**3**	**4**	**7**	**7**	**16**	**23**
		2013	2	8	10	2	3	5	4	11	15
20	UPNM	**2014**	**5**	**16**	**21**	**0**	**0**	**0**	**5**	**16**	**21**
		2013	5	15	20	0	0	0	5	15	20
JUMLAH / TOTAL		**2014**	**280**	**678**	**958**	**48**	**47**	**95**	**328**	**725**	**1,053**
		2013	346	904	1,250	86	65	151	432	969	1,401

Bilangan Staf Akademik Mengikut Jawatan, Taraf Kewarganegaraan dan Jantina Berdasarkan UA (2013-2014)

Number of Academic Staff by Position According to Citizenship And Gender In Public University (2013-2014)

Jadual *Table* **2.12**

Jadual / *Table* 2.12 (vi)			*Lain-Lain/ *Others								
Bil. *No.*	UA *Public University*	Tahun *Year*	Warganegara / Citizens			Bukan Warganegara / Non-Citizens			Jumlah / *Total*		
			L / *M*	P / *F*	J / *T*	L / *M*	P / *F*	J / *T*	L / *M*	P / *F*	J / *T*
1	UM	**2014**	**143**	**129**	**272**	**120**	**35**	**155**	**263**	**164**	**427**
		2013	112	102	214	57	10	67	169	112	281
2	USM	**2014**	**0**	**0**	**0**	**0**	**0**	**0**	**0**	**0**	**0**
		2013	0	0	0	0	0	0	0	0	0
3	UKM	**2014**	**34**	**50**	**84**	**1**	**1**	**2**	**35**	**51**	**86**
		2013	58	83	141	1	0	1	59	83	142
4	UPM	**2014**	**76**	**17**	**93**	**50**	**16**	**66**	**126**	**33**	**159**
		2013	158	34	192	176	58	234	334	92	426
5	UTM	**2014**	**89**	**106**	**195**	**5**	**1**	**6**	**94**	**107**	**201**
		2013	124	137	261	2	5	7	126	142	268
6	UUM	**2014**	**54**	**140**	**194**	**0**	**0**	**0**	**54**	**140**	**194**
		2013	41	139	180	3	3	6	44	142	186
7	UIAM	**2014**	**25**	**33**	**58**	**4**	**0**	**4**	**29**	**33**	**62**
		2013	41	41	82	5	1	6	46	42	88
8	UniMAS	**2014**	**4**	**14**	**18**	**0**	**0**	**0**	**4**	**14**	**18**
		2013	29	60	89	0	0	0	29	60	89
9	UMS	**2014**	**40**	**56**	**96**	**1**	**1**	**2**	**41**	**57**	**98**
		2013	36	43	79	0	0	0	36	43	79
10	UPSI	**2014**	**28**	**30**	**58**	**0**	**0**	**0**	**28**	**30**	**58**
		2013	36	72	108	0	0	0	36	72	108
11	UiTM	**2014**	**97**	**37**	**134**	**0**	**0**	**0**	**97**	**37**	**134**
		2013	122	55	177	1	0	1	123	55	178
12	UniSZA	**2014**	**4**	**8**	**12**	**0**	**0**	**0**	**4**	**8**	**12**
		2013	2	4	6	0	0	0	2	4	6
13	UMT	**2014**	**28**	**42**	**70**	**1**	**2**	**3**	**29**	**44**	**73**
		2013	25	63	88	2	1	3	27	64	91
14	USIM	**2014**	**23**	**37**	**60**	**4**	**1**	**5**	**27**	**38**	**65**
		2013	30	59	89	1	0	1	31	59	90
15	UTHM	**2014**	**163**	**153**	**316**	**3**	**0**	**3**	**166**	**153**	**319**
		2013	182	180	362	0	0	0	182	180	362
16	UTeM	**2014**	**0**	**0**	**0**	**0**	**0**	**0**	**0**	**0**	**0**
		2013	19	13	32	0	0	0	19	13	32
17	UMP	**2014**	**0**	**0**	**0**	**0**	**0**	**0**	**0**	**0**	**0**
		2013	18	15	33	0	0	0	18	15	33
18	UniMAP	**2014**	**2**		**2**	**0**	**0**	**0**	**2**	**0**	**2**
		2013	102	62	164	5	0	5	107	62	169
19	UMK	**2014**	**24**	**62**	**86**	**0**	**0**	**0**	**24**	**62**	**86**
		2013	11	39	50	0	0	0	11	39	50
20	UPNM	**2014**	**6**	**19**	**25**	**1**	**0**	**1**	**7**	**19**	**26**
		2013	13	38	51	0	0	0	13	38	51
JUMLAH / TOTAL		**2014**	**840**	**933**	**1,773**	**190**	**57**	**247**	**1,030**	**990**	**2,020**
		2013	1,159	1,239	2,398	253	78	331	1,412	1,317	2,729

***Nota /** Note :*

***Termasuk Felo Penyelidik, Post-Doctoral, Guru Bahasa bukan siswazah dan SKU**

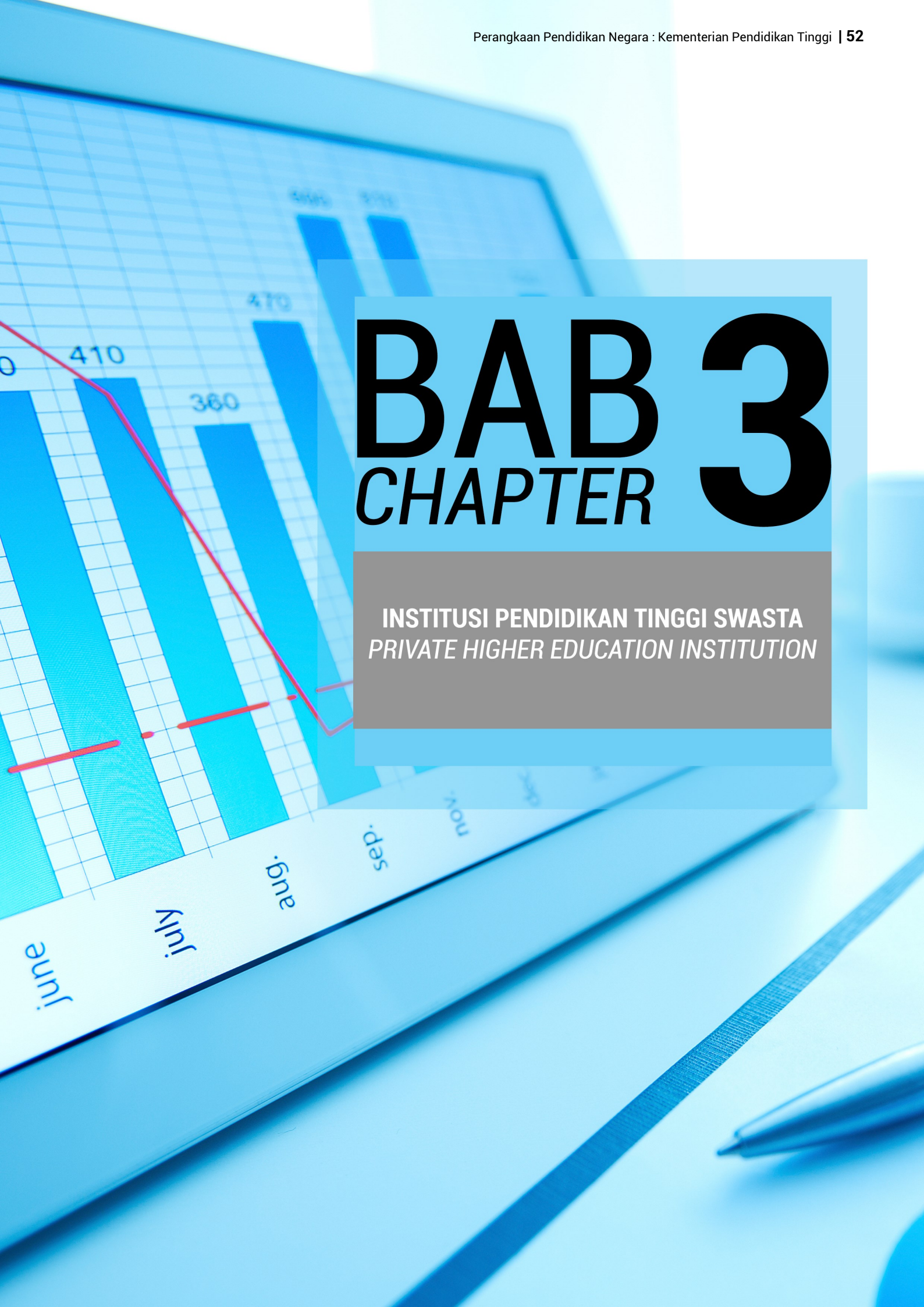

BAB 3
CHAPTER

INSTITUSI PENDIDIKAN TINGGI SWASTA
PRIVATE HIGHER EDUCATION INSTITUTION

Jadual *Table* **3.1**

Bilangan Kemasukan, Enrolmen Dan Keluaran (Warganegara) Mengikut Jantina Berdasarkan Taraf IPTS (2014)

Number of Students' Intake, Enrolment and Output (Citizen) by Gender According to Private HEIs Status (2014)

	Taraf IPTS *Private HEIs Status*	Kemasukan / *Intake*			Enrolmen / *Enrolment*			Keluaran / *Output*		
		L / *M*	P / *F*	J / *T*	L / *M*	P / *F*	J / *T*	L / *M*	P / *F*	J / *T*
1	**IPTS Bertaraf Universiti** *Private HEIs With University Status*	33,097	39,026	72,123	106,547	117,336	223,883	16,102	22,570	38,672
2	**IPTS Bertaraf Universiti (Cawangan Luar Negara)** *Private HEIs With University Status (Branch Campus Of Foreign University)*	909	839	1,748	3,912	3,147	7,059	690	536	1,226
3	**IPTS Bertaraf Kolej Universiti** *Private HEIs With University College Status*	10,817	11,418	22,235	31,173	38,242	69,415	6,866	10,734	17,600
4	**IPTS Bertaraf Kolej** *Private HEIs With College Status*	36,804	48,500	85,304	84,264	109,104	193,368	19,869	28,836	48,705
	JUMLAH / *TOTAL*	81,627	99,783	181,410	225,896	267,829	493,725	43,527	62,676	106,203

Jadual *Table* **3.2**

Bilangan Kemasukan, Enrolmen dan Keluaran (Warganegara) Mengikut Peringkat Pengajian dan Jantina Berdasarkan Taraf IPTS (2014)

Number of Students' Intake, Enrolment and Output (Citizen) by Level of Studies and Gender According to Private HEIs Status (2014)

	Jadual *Table* 3.2(i)	Ph.D								
		Ph.D								
	Taraf IPTS *Private HEIs Status*	Kemasukan / *Intake*			Enrolmen / *Enrolment*			Keluaran / *Output*		
		L / *M*	P / *F*	J / *T*	L / *M*	P / *F*	J / *T*	L / *M*	P / *F*	J / *T*
1	**IPTS Bertaraf Universiti** *Private HEIs With University Status*	417	321	**738**	762	801	**1,563**	54	128	**182**
2	**IPTS Bertaraf Universiti (Cawangan Luar Negara)** *Private HEIs With University Status (Branch Campus Of Foreign University)*	11	10	**21**	105	108	**213**	8	19	**27**
3	**IPTS Bertaraf Kolej Universiti** *Private HEIs With University College Status*	16	4	**20**	55	38	**93**	2	0	**2**
4	**IPTS Bertaraf Kolej** *Private HEIs With College Status*	0	0	**0**	0	5	**5**	0	0	**0**
	JUMLAH / *TOTAL*	**444**	**335**	**779**	**922**	**952**	**1,874**	**64**	**147**	**211**

Bilangan Kemasukan, Enrolmen dan Keluaran (Warganegara) Mengikut Peringkat Pengajian dan Jantina Berdasarkan Taraf IPTS (2014)

Number of Students' Intake, Enrolment and Output (Citizen) by Level of Studies and Gender According to Private HEIs Status (2014)

Jadual *Table* **3.2**

Jadual *Table* 3.2(ii)		Sarjana *Master*								
Taraf IPTS *Private HEIs Status*		Kemasukan / *Intake*			Enrolmen / *Enrolment*			Keluaran / *Output*		
		L / *M*	P / *F*	J / *T*	L / *M*	P / *F*	J / *T*	L / *M*	P / *F*	J / *T*
1	**IPTS Bertaraf Universiti** *Private HEIs With University Status*	1,326	1,688	3,014	4,804	5,880	10,684	555	479	1,034
2	**IPTS Bertaraf Universiti (Cawangan Luar Negara)** *Private HEIs With University Status (Branch Campus Of Foreign University)*	37	43	80	167	179	346	61	67	128
3	**IPTS Bertaraf Kolej Universiti** *Private HEIs With University College Status*	102	85	187	510	982	1,492	9	15	24
4	**IPTS Bertaraf Kolej** *Private HEIs With College Status*	366	280	646	949	768	1,717	208	152	360
JUMLAH / *TOTAL*		**1,831**	**2,096**	**3,927**	**6,430**	**7,809**	**14,239**	**833**	**713**	**1,546**

Jadual *Table* 3.2		Sarjana Muda *Bachelor*								
Taraf IPTS *Private HEIs Status*		Kemasukan / *Intake*			Enrolmen / *Enrolment*			Keluaran / *Output*		
		L / *M*	P / *F*	J / *T*	L / *M*	P / *F*	J / *T*	L / *M*	P / *F*	J / *T*
1	**IPTS Bertaraf Universiti** *Private HEIs With University Status*	14,350	17,428	31,778	67,890	68,697	136,587	7,823	7,862	15,685
2	**IPTS Bertaraf Universiti (Cawangan Luar Negara)** *Private HEIs With University Status (Branch Campus Of Foreign University)*	214	241	455	2,444	1,872	4,316	487	341	828
3	**IPTS Bertaraf Kolej Universiti** *Private HEIs With University College Status*	3,055	3,603	6,658	9,324	13,675	22,999	876	1,491	2,367
4	**IPTS Bertaraf Kolej** *Private HEIs With College Status*	4,726	6,967	11,693	12,850	21,437	34,287	1,511	2,470	3,981
JUMLAH / *TOTAL*		**22,345**	**28,239**	**50,584**	**92,508**	**105,681**	**198,189**	**10,697**	**12,164**	**22,861**

Jadual *Table* **3.2**

Bilangan Kemasukan, Enrolmen dan Keluaran (Warganegara) Mengikut Peringkat Pengajian dan Jantina Berdasarkan Taraf IPTS (2014)

Number of Students' Intake, Enrolment and Output (Citizen) by Level of Studies and Gender According to Private HEIs Status (2014)

Jadual *Table* 3.2(iv)		Diploma Lanjutan *Advance Diploma*								
Taraf IPTS *Private HEIs Status*		Kemasukan / *Intake*			Enrolmen / *Enrolment*			Keluaran / *Output*		
		L / *M*	P / *F*	J / *T*	L / *M*	P / *F*	J / *T*	L / *M*	P / *F*	J / *T*
1	**IPTS Bertaraf Universiti** *Private HEIs With University Status*	207	55	**262**	75	104	**179**	177	44	**221**
2	**IPTS Bertaraf Universiti (Cawangan Luar Negara)** *Private HEIs With University Status (Branch Campus Of Foreign University)*	0	0	**0**	0	0	**0**	0	0	**0**
3	**IPTS Bertaraf Kolej Universiti** *Private HEIs With University College Status*	4	73	**77**	622	572	**1,194**	1,120	1,338	**2,458**
4	**IPTS Bertaraf Kolej** *Private HEIs With College Status*	1,144	862	**2,006**	1,988	727	**2,715**	595	99	**694**
JUMLAH / *TOTAL*		**1,355**	**990**	**2,345**	**2,685**	**1,403**	**4,088**	**1,892**	**1,481**	**3,373**

Jadual *Table* 3.2(v)		Diploma *Diploma*								
Taraf IPTS *Private HEIs Status*		Kemasukan / *Intake*			Enrolmen / *Enrolment*			Keluaran / *Output*		
		L / *M*	P / *F*	J / *T*	L / *M*	P / *F*	J / *T*	L / *M*	P / *F*	J / *T*
1	**IPTS Bertaraf Universiti** *Private HEIs With University Status*	8,750	9,358	**18,108**	22,793	21,172	**43,965**	4,659	10,654	**15,313**
2	**IPTS Bertaraf Universiti (Cawangan Luar Negara)** *Private HEIs With University Status (Branch Campus Of Foreign University)*	0	0	**0**	100	55	**155**	0	0	**0**
3	**IPTS Bertaraf Kolej Universiti** *Private HEIs With University College Status*	6,836	8,082	**14,918**	18,511	23,523	**42,034**	4,510	7,403	**11,913**
4	**IPTS Bertaraf Kolej** *Private HEIs With College Status*	22,495	30,114	**52,609**	56,642	73,818	**130,460**	14,167	21,877	**36,044**
JUMLAH / *TOTAL*		**38,081**	**47,554**	**85,635**	**98,046**	**118,568**	**216,614**	**23,336**	**39,934**	**63,270**

Bilangan Kemasukan, Enrolmen dan Keluaran (Warganegara) Mengikut Peringkat Pengajian dan Jantina Berdasarkan Taraf IPTS (2014)

Number of Students' Intake, Enrolment and Output (Citizen) by Level of Studies and Gender According to Private HEIs Status (2014)

Jadual *Table* **3.2**

Jadual *Table* 3.2(vi)		Sijil *Certificate*								
Taraf IPTS *Private HEIs Status*		Kemasukan / *Intake*			Enrolmen / *Enrolment*			Keluaran / *Output*		
		L / *M*	P / *F*	J / *T*	L / *M*	P / *F*	J / *T*	L / *M*	P / *F*	J / *T*
1	**IPTS Bertaraf Universiti** *Private HEIs With University Status*	5,279	5,607	**10,886**	6,757	7,834	**14,591**	2,689	3,127	**5,816**
2	**IPTS Bertaraf Universiti (Cawangan Luar Negara)** *Private HEIs With University Status (Branch Campus Of Foreign University)*	547	487	**1,034**	996	876	**1,872**	134	109	**243**
3	**IPTS Bertaraf Kolej Universiti** *Private HEIs With University College Status*	1,385	1,604	**2,989**	2,132	2,647	**4,779**	307	421	**728**
4	**IPTS Bertaraf Kolej** *Private HEIs With College Status*	6,458	8,442	**14,900**	8,551	13,293	**21,844**	2,586	3,360	**5,946**
JUMLAH / *TOTAL*		**13,669**	**16,140**	**29,809**	**18,436**	**24,650**	**43,086**	**5,716**	**7,017**	**12,733**

Jadual *Table* 3.2(vii)		Lain-lain* *Others**								
Taraf IPTS *Private HEIs Status*		Kemasukan / *Intake*			Enrolmen / *Enrolment*			Keluaran / *Output*		
		L / *M*	P / *F*	J / *T*	L / *M*	P / *F*	J / *T*	L / *M*	P / *F*	J / *T*
1	**IPTS Bertaraf Universiti** *Private HEIs With University Status*	2,269	2,545	**4,814**	3,379	3,563	**6,942**	145	239	**384**
2	**IPTS Bertaraf Universiti (Cawangan Luar Negara)** *Private HEIs With University Status (Branch Campus Of Foreign University)*	100	58	**158**	100	57	**157**	0	0	**0**
3	**IPTS Bertaraf Kolej Universiti** *Private HEIs With University College Status*	61	137	**198**	106	90	**196**	42	66	**108**
4	**IPTS Bertaraf Kolej** *Private HEIs With College Status*	1,472	1,689	**3,161**	3,284	5,056	**8,340**	802	915	**1,717**
JUMLAH / *TOTAL*		**3,902**	**4,429**	**8,331**	**6,869**	**8,766**	**15,635**	**989**	**1,220**	**2,209**

Nota/ *Note* :

* **Pra Sesi dan Pra Diploma /** *Pre Session and Pre Diploma*

Jadual *Table* **3.3**

Bilangan Kemasukan, Enrolmen dan Keluaran (Warganegara) Mengikut Bidang Pengajian dan Jantina Berdasarkan Taraf IPTS (2014)

Number of Students' Intake, Enrolment and Output (Citizen) by Fields of Studies and Gender According to Private HEIs Status (2014)

Jadual *Table* 3.3(i)		Program Asas *General Programmes*								
Taraf IPTS *Private HEIs Status*		Kemasukan / *Intake*			Enrolmen / *Enrolment*			Keluaran / *Output*		
		L / *M*	P / *F*	J / *T*	L / *M*	P / *F*	J / *T*	L / *M*	P / *F*	J / *T*
1	**IPTS Bertaraf Universiti** *Private HEIs With University Status*	4,197	4,656	**8,853**	5,247	5,607	**10,854**	2,176	2,741	**4,917**
2	**IPTS Bertaraf Universiti (Cawangan Luar Negara)** *Private HEIs With University Status (Branch Campus Of Foreign University)*	439	364	**803**	727	628	**1,355**	5	4	**9**
3	**IPTS Bertaraf Kolej Universiti** *Private HEIs With University College Status*	983	905	**1,888**	1259	1336	**2,595**	265	283	**548**
4	**IPTS Bertaraf Kolej** *Private HEIs With College Status*	5,213	6,806	**12,019**	7,746	9,455	**17,201**	1,913	2,012	**3,925**
JUMLAH / *TOTAL*		**10,832**	**12,731**	**23,563**	**14,979**	**17,026**	**32,005**	**4,359**	**5,040**	**9,399**

Jadual *Table* 3.3(ii)		Pendidikan *Education*								
Taraf IPTS *Private HEIs Status*		Kemasukan / *Intake*			Enrolmen / *Enrolment*			Keluaran / *Output*		
		L / *M*	P / *F*	J / *T*	L / *M*	P / *F*	J / *T*	L / *M*	P / *F*	J / *T*
1	**IPTS Bertaraf Universiti** *Private HEIs With University Status*	902	4,315	**5,217**	7,984	23,089	**31,073**	263	860	**1,123**
2	**IPTS Bertaraf Universiti (Cawangan Luar Negara)** *Private HEIs With University Status (Branch Campus Of Foreign University)*	2	10	**12**	13	73	**86**	3	30	**33**
3	**IPTS Bertaraf Kolej Universiti** *Private HEIs With University College Status*	74	262	**336**	189	782	**971**	59	321	**380**
4	**IPTS Bertaraf Kolej** *Private HEIs With College Status*	533	3,734	**4,267**	1,690	10,207	**11,897**	322	2,317	**2,639**
JUMLAH / *TOTAL*		**1511**	**8,321**	**9,832**	**9,876**	**34,151**	**44,027**	**647**	**3,528**	**4,175**

Bilangan Kemasukan, Enrolmen dan Keluaran (Warganegara) Mengikut Bidang Pengajian dan Jantina Berdasarkan Taraf IPTS (2014)

Number of Students' Intake, Enrolment and Output (Citizen) by Fields of Studies and Gender According to Private HEIs Status (2014)

Jadual *Table* **3.3**

Jadual *Table* 3.3(iii)		Sastera & Kemanusiaan *Arts & Humanities*								
Taraf IPTS *Private HEIs Status*		Kemasukan / *Intake*			Enrolmen / *Enrolment*			Keluaran / *Output*		
		L / *M*	P / *F*	J / *T*	L / *M*	P / *F*	J / *T*	L / *M*	P / *F*	J / *T*
1	**IPTS Bertaraf Universiti** *Private HEIs With University Status*	1,390	1,671	**3,061**	4,577	5,863	**10,440**	317	387	**704**
2	**IPTS Bertaraf Universiti (Cawangan Luar Negara)** *Private HEIs With University Status (Branch Campus Of Foreign University)*	3	6	**9**	50	101	**151**	6	27	**33**
3	**IPTS Bertaraf Kolej Universiti** *Private HEIs With University College Status*	1380	1396	**2,776**	5,380	6,288	**11,668**	767	1241	**2,008**
4	**IPTS Bertaraf Kolej** *Private HEIs With College Status*	3,593	3,528	**7,121**	9,049	9,262	**18,311**	1,741	2,012	**3,753**
JUMLAH / *TOTAL*		**6,366**	**6,601**	**12,967**	**19,056**	**21,514**	**40,570**	**2,831**	**3,667**	**6,498**

Jadual *Table* 3.3(iv)		Sains Sosial, Perniagaan & Perundangan *Social Science, Business & Law*								
Taraf IPTS *Private HEIs Status*		Kemasukan / *Intake*			Enrolmen / *Enrolment*			Keluaran / *Output*		
		L / *M*	P / *F*	J / *T*	L / *M*	P / *F*	J / *T*	L / *M*	P / *F*	J / *T*
1	**IPTS Bertaraf Universiti** *Private HEIs With University Status*	9,367	12,940	**22,307**	34,149	46,388	**80,537**	4,885	5,358	**10,243**
2	**IPTS Bertaraf Universiti (Cawangan Luar Negara)** *Private HEIs With University Status (Branch Campus Of Foreign University)*	115	164	**279**	819	1,144	**1,963**	185	240	**425**
3	**IPTS Bertaraf Kolej Universiti** *Private HEIs With University College Status*	4,062	5,759	**9,821**	11,178	18,052	**29,230**	2722	4,997	**7,719**
4	**IPTS Bertaraf Kolej** *Private HEIs With College Status*	12,278	19,995	**32,273**	31,214	50,394	**81,608**	6,649	11,996	**18,645**
JUMLAH / *TOTAL*		**25,822**	**38,858**	**64,680**	**77,360**	**115,978**	**193,338**	**14,441**	**22,591**	**37,032**

Jadual *Table* **3.3**

Bilangan Kemasukan, Enrolmen dan Keluaran (Warganegara) Mengikut Bidang Pengajian dan Jantina Berdasarkan Taraf IPTS (2014)

Number of Students' Intake, Enrolment and Output (Citizen) by Fields of Studies and Gender According to Private HEIs Status (2014)

Jadual *Table* 3.3(v)		Sains, Matematik & Komputer *Science, Mathematics & Computer*								
Taraf IPTS *Private HEIs Status*		Kemasukan / *Intake*			Enrolmen / *Enrolment*			Keluaran / *Output*		
		L / *M*	P / *F*	J / *T*	L / *M*	P / *F*	J / *T*	L / *M*	P / *F*	J / *T*
1	**IPTS Bertaraf Universiti** *Private HEIs With University Status*	4,768	2,969	**7,737**	16,076	8,261	**24,337**	2,290	1,095	**3,385**
2	**IPTS Bertaraf Universiti (Cawangan Luar Negara)** *Private HEIs With University Status (Branch Campus Of Foreign University)*	1	4	**5**	154	146	**300**	45	46	**91**
3	**IPTS Bertaraf Kolej Universiti** *Private HEIs With University College Status*	1744	628	**2,372**	4,869	2,332	**7,201**	945	1326	**2,271**
4	**IPTS Bertaraf Kolej** *Private HEIs With College Status*	3,249	2,027	**5,276**	7,421	4,377	**11,798**	1,873	1,217	**3,090**
JUMLAH / *TOTAL*		**9,762**	**5,628**	**15,390**	**28,520**	**15,116**	**43,636**	**5,153**	**3,684**	**8,837**

Jadual *Table* 3.3(vi)		Kejuruteraan, Pembuatan & Pembinaan *Engineering, Manufacturing & Construction*								
Taraf IPTS *Private HEIs Status*		Kemasukan / *Intake*			Enrolmen / *Enrolment*			Keluaran / *Output*		
		L / *M*	P / *F*	J / *T*	L / *M*	P / *F*	J / *T*	L / *M*	P / *F*	J / *T*
1	**IPTS Bertaraf Universiti** *Private HEIs With University Status*	7,660	3,010	**10,670**	28,889	9,478	**38,367**	3,126	1,369	**4,495**
2	**IPTS Bertaraf Universiti (Cawangan Luar Negara)** *Private HEIs With University Status (Branch Campus Of Foreign University)*	239	108	**347**	1,998	702	**2,700**	436	171	**607**
3	**IPTS Bertaraf Kolej Universiti** *Private HEIs With University College Status*	1,294	431	**1,725**	4,458	1815	**6,273**	1,179	401	**1,580**
4	**IPTS Bertaraf Kolej** *Private HEIs With College Status*	5,434	1,002	**6,436**	12,645	2,184	**14,829**	3,030	407	**3,437**
JUMLAH / *TOTAL*		**14,627**	**4,551**	**19,178**	**47,990**	**14,179**	**62,169**	**7,771**	**2,348**	**10,119**

Bilangan Kemasukan, Enrolmen dan Keluaran (Warganegara) Mengikut Bidang Pengajian dan Jantina Berdasarkan Taraf IPTS (2014)

Number of Students' Intake, Enrolment and Output (Citizen) by Fields of Studies and Gender According to Private HEIs Status (2014)

Jadual *Table* **3.3**

Jadual *Table* 3.3(vii)		Pertanian & Verterinar *Agriculture & Veterinary*								
Taraf IPTS *Private HEIs Status*		Kemasukan / *Intake*			Enrolmen / *Enrolment*			Keluaran / *Output*		
		L / *M*	P / *F*	J / *T*	L / *M*	P / *F*	J / *T*	L / *M*	P / *F*	J / *T*
1	**IPTS Bertaraf Universiti** *Private HEIs With University Status*	105	29	**134**	262	1,451	**1,713**	21	28	**49**
2	**IPTS Bertaraf Universiti (Cawangan Luar Negara)** *Private HEIs With University Status (Branch Campus Of Foreign University)*	0	0	**0**	0	0	**0**	0	0	**0**
3	**IPTS Bertaraf Kolej Universiti** *Private HEIs With University College Status*	0	0	**0**	0	0	**0**	0	0	**0**
4	**IPTS Bertaraf Kolej** *Private HEIs With College Status*	790	627	**1,417**	1,708	1,305	**3,013**	555	464	**1,019**
JUMLAH / *TOTAL*		**895**	**656**	**1,551**	**1,970**	**2,756**	**4,726**	**576**	**492**	**1,068**

Jadual *Table* 3.3(viii)		Kesihatan & Kebajikan *Health & Welfare*								
Taraf IPTS *Private HEIs Status*		Kemasukan / *Intake*			Enrolmen / *Enrolment*			Keluaran / *Output*		
		L / *M*	P / *F*	J / *T*	L / *M*	P / *F*	J / *T*	L / *M*	P / *F*	J / *T*
1	**IPTS Bertaraf Universiti** *Private HEIs With University Status*	2,862	7,553	**10,415**	5,431	13,988	**19,419**	2,472	10,007	**12,479**
2	**IPTS Bertaraf Universiti (Cawangan Luar Negara)** *Private HEIs With University Status (Branch Campus Of Foreign University)*	110	183	**293**	151	353	**504**	10	18	**28**
3	**IPTS Bertaraf Kolej Universiti** *Private HEIs With University College Status*	308	1,044	**1,352**	1,138	4,582	**5,720**	429	1,402	**1,831**
4	**IPTS Bertaraf Kolej** *Private HEIs With College Status*	2,490	7,262	**9,752**	4,396	13,482	**17,878**	1,188	5,454	**6,642**
JUMLAH / *TOTAL*		**5,770**	**16,042**	**21,812**	**11,116**	**32,405**	**43,521**	**4,099**	**16,881**	**20,980**

Jadual *Table* **3.3**

Bilangan Kemasukan, Enrolmen dan Keluaran (Warganegara) Mengikut Bidang Pengajian dan Jantina Berdasarkan Taraf IPTS (2014)

Number of Students' Intake, Enrolment and Output (Citizen) by Fields of Studies and Gender According to Private HEIs Status (2014)

Jadual *Table* 3.3(ix)		Perkhidmatan *Services*								
Taraf IPTS *Private HEIs Status*		**Kemasukan /** *Intake*			**Enrolmen /** *Enrolment*			**Keluaran /** *Output*		
		L / *M*	**P / *F***	**J / *T***	**L / *M***	**P / *F***	**J / *T***	**L / *M***	**P / *F***	**J / *T***
1	**IPTS Bertaraf Universiti** *Private HEIs With University Status*	1,846	1,883	**3,729**	3,932	3,211	**7,143**	552	725	**1,277**
2	**IPTS Bertaraf Universiti (Cawangan Luar Negara)** *Private HEIs With University Status (Branch Campus Of Foreign University)*	0	0	**0**	0	0	**0**	0	0	**0**
3	**IPTS Bertaraf Kolej Universiti** *Private HEIs With University College Status*	972	993	**1,965**	2,702	3,055	**5,757**	500	763	**1,263**
4	**IPTS Bertaraf Kolej** *Private HEIs With College Status*	3,224	3,519	**6,743**	8,395	8,438	**16,833**	2,598	2,957	**5,555**
JUMLAH / *TOTAL*		**6,042**	**6,395**	**12,437**	**15,029**	**14,704**	**29,733**	**3,650**	**4,445**	**8,095**

Jadual
Table
3.4

Bilangan Pelajar (Bukan Warganegara) Mengikut Jantina Berdasarkan Taraf IPTS (2014)

Number of Students (Non-Citizen) by Gender According to Private HEIs Status (2014)

	Taraf IPTS *Private HEIs Status*	Pelajar Baharu / *New Students*			Pelajar Sedia Ada/ Berterusan/ *Existing Students/ Continuing*		
		L / *M*	P / *F*	J / *T*	L / *M*	P / *F*	J / *T*
1	**IPTS Bertaraf Universiti** *Private HEIs With University Status*	11,720	4,482	**16,202**	9,956	4,197	**14,153**
2	**IPTS Bertaraf Universiti (Cawangan Luar Negara)** *Private HEIs With University Status (Branch Campus Of Foreign University)*	962	736	**1698**	821	608	**1,429**
3	**IPTS Bertaraf Kolej Universiti** *Private HEIs With University College Status*	8,667	691	**9,358**	1,665	510	**2,175**
4	**IPTS Bertaraf Kolej** *Private HEIs With College Status*	21,985	2,837	**24,822**	3,723	1,436	**5,159**
	JUMLAH / *TOTAL*	**43,334**	**8,746**	**52,080**	**16,165**	**6,751**	**22,916**
	JUMLAH KESELURUHAN / *GRAND TOTAL*	**74,669**					

Bilangan Pelajar (Bukan Warganegara) Mengikut Peringkat Pengajian Berdasarkan Taraf IPTS (2014)

Number of Students (Non-citizen) by Level of Studies According to Private HEIs Status (2014)

Jadual *Table* **3.5**

Jadual *Table* 3.5(i)	Ph.D			
	Ph. D			
	Taraf IPTS *Private HEIs Status*	**Pelajar Baharu /** *New Students*	**Pelajar Sedia Ada/ Berterusan/** *Existing Students/ Continuing*	**Jumlah /** *Total*
1	**IPTS Bertaraf Universiti** *Private HEIs With University Status*	454	398	**852**
2	**IPTS Bertaraf Universiti (Cawangan Luar Negara)** *Private HEIs With University Status (Branch Campus Of Foreign University)*	68	45	**113**
3	**IPTS Bertaraf Kolej Universiti** *Private HEIs With University College Status*	45	13	**58**
4	**IPTS Bertaraf Kolej** *Private HEIs With College Status*	0	0	**0**
JUMLAH / *TOTAL*		**567**	**456**	**1,023**

Jadual *Table* 3.5(ii)	Sarjana			
	Master			
	Taraf IPTS *Private HEIs Status*	**Pelajar Baharu /** *New Students*	**Pelajar Sedia Ada/ Berterusan/** *Existing Students/ Continuing*	**Jumlah /** *Total*
1	**IPTS Bertaraf Universiti** *Private HEIs With University Status*	1,864	863	2,727
2	**IPTS Bertaraf Universiti (Cawangan Luar Negara)** *Private HEIs With University Status (Branch Campus Of Foreign University)*	285	54	339
3	**IPTS Bertaraf Kolej Universiti** *Private HEIs With University College Status*	459	77	536
4	**IPTS Bertaraf Kolej** *Private HEIs With College Status*	686	101	787
JUMLAH / *TOTAL*		**3,294**	**1,095**	**4,389**

Jadual *Table* **3.5**

Bilangan Pelajar (Bukan Warganegara) Mengikut Peringkat Pengajian Berdasarkan Taraf IPTS (2014)

Number of Students (Non-citizen) by Level of Studies According to Private HEIs Status (2014)

Jadual *Table* **3.5(iii)**

	Sarjana Muda / *Bachelor*			
	Taraf IPTS *Private HEIs Status*	**Pelajar Baharu /** *New Students*	**Pelajar Sedia Ada/ Berterusan/** *Existing Students/ Continuing*	**Jumlah** / *Total*
1	**IPTS Bertaraf Universiti** *Private HEIs With University Status*	10,584	6712	17,296
2	**IPTS Bertaraf Universiti (Cawangan Luar Negara)** *Private HEIs With University Status (Branch Campus Of Foreign University)*	1,109	597	1,706
3	**IPTS Bertaraf Kolej Universiti** *Private HEIs With University College Status*	2,252	676	2,928
4	**IPTS Bertaraf Kolej** *Private HEIs With College Status*	2339	1123	3,462
JUMLAH / *TOTAL*		**16,284**	**9,108**	**25,392**

Jadual *Table* **3.5(iv)**

	Diploma / *Diploma*			
	Taraf IPTS *Private HEIs Status*	**Pelajar Baharu/** *New Students*	**Pelajar Sedia Ada/ Berterusan/** *Existing Students/ Continuing*	**Jumlah/** *Total*
1	**IPTS Bertaraf Universiti** *Private HEIs With University Status*	902	529	**1,431**
2	**IPTS Bertaraf Universiti (Cawangan Luar Negara)** *Private HEIs With University Status (Branch Campus Of Foreign University)*	24	10	**34**
3	**IPTS Bertaraf Kolej Universiti** *Private HEIs With University College Status*	6,652	476	**71,28**
4	**IPTS Bertaraf Kolej** *Private HEIs With College Status*	17,292	1,707	**18,999**
JUMLAH / *TOTAL*		**24,870**	**2,722**	**27,592**

Bilangan Pelajar (Bukan Warganegara) Mengikut Peringkat Pengajian Berdasarkan Taraf IPTS (2014)

Number of Students (Non-citizen) by Level of Studies According to Private HEIs Status (2014)

Jadual *Table* **3.5**

Jadual *Table* 3.5(v)	Sijil *Certificate*			
	Taraf IPTS *Private HEIs Status*	**Pelajar Baharu /** *New Students*	**Pelajar Sedia Ada/ Berterusan/** *Existing Students/ Continuing*	**Jumlah /** *Total*
1	**IPTS Bertaraf Universiti** *Private HEIs With University Status*	2,398	294	2,692
2	**IPTS Bertaraf Universiti (Cawangan Luar Negara)** *Private HEIs With University Status (Branch Campus Of Foreign University)*	212	5	217
3	**IPTS Bertaraf Kolej Universiti** *Private HEIs With University College Status*	202	3	205
4	**IPTS Bertaraf Kolej** *Private HEIs With College Status*	4,253	298	4,551
JUMLAH / *TOTAL*		**7,065**	**600**	**7,665**

Jadual *Table* 3.5(vi)	Lain-lain* *Others**			
	Taraf IPTS *Private HEIs Status*	**Pelajar Baharu/** *New Students*	**Pelajar Sedia Ada/ Berterusan/** *Existing Students/ Continuing*	**Jumlah/** *Total*
1	**IPTS Bertaraf Universiti** *Private HEIs With University Status*	0	5,357	5,357
2	**IPTS Bertaraf Universiti (Cawangan Luar Negara)** *Private HEIs With University Status (Branch Campus Of Foreign University)*	0	718	718
3	**IPTS Bertaraf Kolej Universiti** *Private HEIs With University College Status*	0	930	930
4	**IPTS Bertaraf Kolej** *Private HEIs With College Status*	0	1,930	1,930
JUMLAH / *TOTAL*		**0**	**8,935**	**8,935**

Nota / *Note*:

* **Pra Sesi dan Pra Diploma /** *Pre Session and Pre Diploma*

Jadual *Table* **3.6**

Bilangan Pelajar (Bukan Warganegara) Mengikut Taraf IPTS Berdasarkan Bidang Pengajian (2014)

Number of Students (Non-citizen) by Private HEIs Status According to Fields of Studies (2014)

Bidang Pengajian *Fields of Study*	**Taraf IPTS/** *Private HEIs Status*				
	IPTS Bertaraf Universiti *Private HEIs With University Status*	**IPTS Bertaraf Universiti (Cawangan Luar Negara)** *Private HEIs With University Status (Branch Campus Of Foreign University)*	**IPTS Bertaraf Kolej Universiti** *Private HEIs With University College Status*	**IPTS Bertaraf Kolej** *Private HEIs With College Status*	**JUMLAH/** *TOTAL*
PROGRAM ASAS *Basic Programmes*	3,676	281	92	1,425	**5,474**
PENDIDIKAN *Education*	107	50	0	42	**199**
SASTERA & KEMANUSIAAN *Arts & Humanities*	2,757	343	428	6,546	**10,074**
SAINS SOSIAL, PERNIAGAAN & PERUNDANGAN *Social Services, Business & Law*	7,649	1,015	2,611	9,543	**20,818**
SAINS, MATEMATIK & KOMPUTER *Science, Mathematics & Computer*	2,955	349	2,853	4,615	**10,772**
KEJURUTERAAN, PEMBUATAN & PEMBINAAN *Engineering, Manufacturing & Construction*	7,846	777	4,413	901	**13,937**
PERTANIAN & VETERINAR *Agriculture & Veterinary*	0	7	0	0	**7**
KESIHATAN & KEBAJIKAN *Health & Welfare*	169	287	289	346	**1,091**
PERKHIDMATAN *Services*	4,859	18	847	6,900	**12,624**
JUMLAH/ *Total*	**30,018**	**3,127**	**11,533**	**30,318**	**74,996**

Bilangan Pelajar Antarabangsa Mengikut Jantina Berdasarkan Negara Asal (2014)

Number of International Students by Gender According to Countries of Origin (2014)

Jadual *Table* **3.7**

Bil. / *No.*	Negara Asal / *Countries of Origin*	Pelajar Baharu / *New students*			Pelajar Sedia Ada / Berterusan *Existing students /continuing*			Jumlah / *Total*		
		L / *M*	P / *F*	J / *T*	L / *M*	P / *F*	J / *T*	L / *M*	P / *F*	J / *T*
1	BANGLADESH	23,473	576	24,049	1,755	178	1,933	25,228	754	25,982
2	NIGERIA	4,303	552	4,855	2,348	329	2,677	6,651	881	7,532
3	CHINA	2,007	2,140	4,147	1,404	1,504	2,908	3,411	3,644	7,055
4	INDONESIA	980	823	1,803	1,129	1,154	2,283	2,109	1,977	4,086
5	PAKISTAN	1,458	201	1,659	1,006	179	1,185	2,464	380	2,844
6	YEMEN	1,437	51	1,488	1,083	43	1,126	2,520	94	2,614
7	SUDAN	787	98	885	899	96	995	1,686	194	1,880
8	IRAN	435	162	597	550	275	825	985	437	1,422
9	LIBYA	982	190	1,172	210	17	227	1,192	207	1,399
10	KAZAKHSTAN	409	379	788	229	250	479	638	629	1,267
11	INDIA	595	166	761	371	120	491	966	286	1,252
12	SRI LANKA	391	151	542	328	175	503	719	326	1,045
13	THE MALDIVES	257	251	508	263	206	469	520	457	977
14	SOUTH KOREA	295	318	613	181	170	351	476	488	964
15	SYRIA	369	41	410	384	38	422	753	79	832
16	THAILAND	122	153	275	142	240	382	264	393	657
17	IRAQ	239	43	282	301	60	361	540	103	643
18	MAURITIUS	136	115	251	229	153	382	365	268	633
19	SOMALIA	222	80	302	228	72	300	450	152	602
20	UZBEKISTAN	365	69	434	102	37	139	467	106	573
21	PALESTINE	304	10	314	200	5	205	504	15	519
22	EGYPT	289	46	335	155	20	175	444	66	510
23	REP OF TANZANIA	132	103	235	153	98	251	285	201	486
24	VIETNAM	109	148	257	124	81	205	233	229	462
25	SAUDI ARABIA	163	28	191	182	17	199	345	45	390
26	BRUNEI DARUSSALAM	111	104	215	79	76	155	190	180	370
27	KENYA	131	51	182	104	73	177	235	124	359
28	OMAN	125	100	225	70	61	131	195	161	356
29	JORDAN	179	13	192	152	8	160	331	21	352
30	MYANMAR	94	93	187	75	71	146	169	164	333
31	ZIMBABWE	86	61	147	75	63	138	161	124	285
32	NEPAL	135	41	176	92	16	108	227	57	284
33	LAIN-LAIN NEGARA / Others Country	2,214	1,389	3,603	1,562	866	2,428	3,776	2,255	6,031
JUMLAH / *TOTAL*		43,334	8,746	52,080	16,165	6,751	22,916	59,499	15,497	74,996

Jadual *Table* **3.8**

Bilangan Staf Akademik Mengikut Kelulusan Tertinggi dan Kewarganegaraan Berdasarkan Taraf IPTS (2014)

Number of Academics Staff by Highest Qualification and Citizenship in Private HEIs Status (2014)

Taraf IPTS *Private HEIs Status*	Kelulusan Tertinggi *Highest Qualification*	Warganegara Citizen			Bukan Warganegara Non-Citizen			Jumlah Total
		L / *M*	P / *F*	J / *T*	L / *M*	P / *F*	J / *T*	
IPTS Bertaraf Universiti *Private HEIs With University Status*	Ph.D / *Ph.D*	1,641	977	**2,618**	597	152	**749**	**3,367**
	Sarjana / *Masters*	5,432	5,481	**10,913**	527	247	**774**	**11,687**
	Diploma Lanjutan / *Advanced Diploma*	6	4	**10**	0	0	**0**	**10**
	Sarjana Muda / *Bachelors*	2,059	1,946	**4,005**	79	37	**116**	**4,121**
	Diploma / *Diploma*	87	105	**192**	3	4	**7**	**199**
	Profesional / *Professional*	72	29	**101**	9	4	**13**	**114**
	Sijil / *Certificate*	17	37	**54**	1	0	**1**	**55**
	JUMLAH / *TOTAL*	9,314	8,579	**17,893**	1,216	444	**1,660**	**19,553**
IPTS Bertaraf Universiti (Cawangan Luar Negara) *Private HEIs With University Status (Branch Campus Of Foreign University)*	Ph.D / *Ph.D*	91	71	**162**	131	37	**168**	**330**
	Sarjana / *Masters*	52	81	**133**	32	27	**59**	**192**
	Diploma Lanjutan / *Advanced Diploma*	0	0	**0**	0	0	**0**	**0**
	Sarjana Muda / *Bachelors*	15	25	**40**	5	5	**10**	**50**
	Diploma / *Diploma*	0	0	**0**	0	0	**0**	**0**
	Lain-lain* / *Others**	0	0	**0**	0	0	**0**	**0**
	JUMLAH / *TOTAL*	158	177	**335**	168	69	**237**	**572**
IPTS Bertaraf Kolej Universiti *Private HEIs With University College Status*	Ph.D / *Ph.D*	187	106	**293**	83	11	**94**	**387**
	Sarjana / *Masters*	882	1,128	**2,010**	101	46	**147**	**2,157**
	Diploma Lanjutan / *Advanced Diploma*	1	0	**1**	0	0	**0**	**1**
	Sarjana Muda / *Bachelors*	409	623	**1,032**	27	7	**34**	**1,066**
	Diploma / *Diploma*	59	60	**119**	1	1	**2**	**121**
	Profesional / *Professional*	46	33	**79**	0	0	**0**	**79**
	Sijil / *Certificate*	13	18	**31**	0	1	**1**	**32**
	JUMLAH / *TOTAL*	1,597	1,968	**3,565**	212	66	**278**	**3,843**
IPTS Bertaraf Kolej *Private HEIs With College Status*	Ph.D / *Ph.D*	252	113	**365**	47	12	**59**	**424**
	Sarjana / *Masters*	1,728	2,680	**4,408**	136	66	**202**	**4,610**
	Diploma Lanjutan / *Advanced Diploma*	30	25	**55**	0	2	**2**	**57**
	Sarjana Muda / *Bachelors*	2,151	3,794	**5,945**	100	55	**155**	**6,100**
	Diploma / *Diploma*	311	350	**661**	3	3	**6**	**667**
	Profesional / *Professional*	131	103	**234**	10	0	**10**	**244**
	Sijil / *Certificate*	82	33	**115**	0	0	**0**	**115**
	JUMLAH / *TOTAL*	4,685	7,098	**11,783**	296	138	**434**	**12,217**
JUMLAH / *TOTAL*	Ph.D / *Ph.D*	2,171	1,267	**3,438**	858	212	**1,070**	**4,508**
	Sarjana / *Masters*	8,094	9,370	**17,464**	796	386	**1,182**	**18,646**
	Diploma Lanjutan / *Advanced Diploma*	37	29	**66**	0	2	**2**	**68**
	Sarjana Muda / *Bachelors*	4,634	6,388	**11,022**	211	104	**315**	**11,337**
	Diploma / *Diploma*	457	515	**972**	7	8	**15**	**987**
	Profesional / *Professional*	249	165	**414**	19	4	**23**	**437**
	Sijil / *Certificate*	112	88	**200**	1	1	**2**	**0**
	KESELURUHAN / *GRAND TOTAL*	**15,754**	**17,822**	**33,576**	**1,892**	**717**	**2,609**	**36,185**

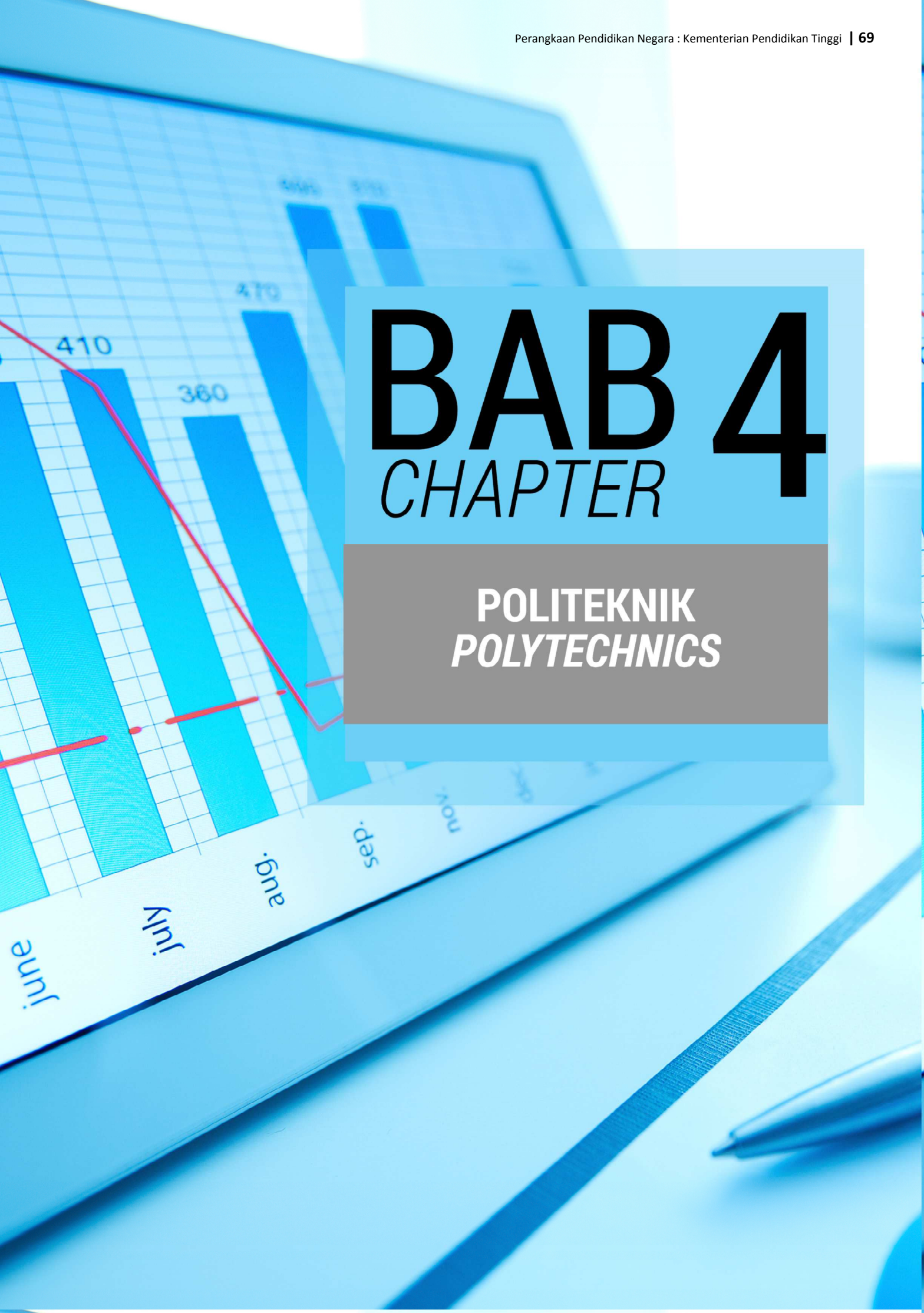

BAB 4
CHAPTER

POLITEKNIK
POLYTECHNICS

Jadual *Table* **4.1**

Bilangan Kemasukan, Enrolmen dan Keluaran (Sepenuh Masa) Mengikut Jantina Berdasarkan Politeknik (2013-2014)

Number of students' Intake, Enrolment and Output (Full Time) by Gender in Polytechnics (2013-2014)

Bil. *No.*	Politeknik *Polytechnics*	Tahun *Year*	Kemasukan *Intake*			Enrolmen *Enrolment*			Keluaran *Output*		
			L / *M*	P / *F*	J / *T*	L / *M*	P / *F*	J / *T*	L / *M*	P / *F*	J / *T*
Politeknik Premier / *Premier Polytechnic*											
1	Politeknik Ungku Omar, Perak	**2014**	**1,043**	**918**	**1,961**	**3,505**	**2,865**	**6,370**	**1,067**	**1,054**	**2,121**
		2013	1,055	879	1,934	3,835	3,162	6,997	1,179	1,090	2,269
2	Politeknik Sultan Salahuddin Abdul Aziz Shah, Selangor	**2014**	**659**	**659**	**1,318**	**2,219**	**1,851**	**4,070**	**583**	**704**	**1,287**
		2013	660	529	1,189	2,178	1,807	3,985	1,011	800	1,811
3	Politeknik Ibrahim Sultan, Johor	**2014**	**769**	**723**	**1,492**	**2,149**	**1,775**	**3,924**	**495**	**665**	**1,160**
		2013	580	559	1,139	2,138	1,907	4,045	521	548	1,069
Politeknik Konvensional / *Conventional Polytechnic*											
4	Politeknik Seberang Perai, Pulau Pinang	**2014**	**880**	**930**	**1,810**	**2,116**	**2,403**	**4,519**	**490**	**622**	**1,112**
		2013	668	791	1,459	1,995	2,233	4,228	567	692	1,259
5	Politeknik Balik Pulau, Pulau Pinang	**2014**	**97**	**124**	**221**	**181**	**224**	**405**	**18**	**20**	**38**
		2013	57	71	128	100	125	225	44	79	123
7	Politeknik Sultan Abdul Halim Mu`adzam Shah, Kedah	**2014**	**938**	**883**	**1,821**	**3,060**	**2,647**	**5,707**	**844**	**795**	**1,639**
		2013	1,198	1,016	2,214	3,470	2,848	6,318	850	845	1,695
6	Politeknik Tuanku Sultanah Bahiyah, Kedah	**2014**	**792**	**778**	**1,570**	**2,408**	**1,805**	**4,213**	**687**	**530**	**1,217**
		2013	771	563	1,334	2,625	1,736	4,361	878	675	1,553
8	Politeknik Tuanku Syed Sirajuddin, Perlis	**2014**	**612**	**1,054**	**1,666**	**1,635**	**2,535**	**4,170**	**482**	**848**	**1,330**
		2013	630	867	1,497	1,719	2,561	4,280	487	795	1,282
9	Politeknik Sultan Azlan Shah, Perak	**2014**	**1,064**	**665**	**1,729**	**3,096**	**1,685**	**4,781**	**789**	**560**	**1,349**
		2013	1,154	494	1,648	3,199	1,719	4,918	986	595	1,581
10	Politeknik Sultan Idris Shah, Selangor	**2014**	**688**	**1,044**	**1,732**	**1,859**	**2,670**	**4,529**	**458**	**860**	**1,318**
		2013	564	844	1,408	1,753	2,632	4,385	576	784	1,360
11	Politeknik Banting, Selangor	**2014**	**99**	**21**	**120**	**222**	**31**	**253**	**44**	**4**	**48**
		2013	84	8	92	176	16	192	11	0	11
12	Politeknik Port Dickson, Negeri Sembilan	**2014**	**1,056**	**786**	**1,842**	**3,393**	**2,323**	**5,716**	**878**	**623**	**1,501**
		2013	1,408	875	2,283	3,651	2,351	6,002	989	678	1,667
13	Politeknik Nilai, Negeri Sembilan	**2014**	**275**	**405**	**680**	**548**	**789**	**1,337**	**72**	**185**	**257**
		2013	191	245	436	367	592	959	40	136	176
14	Politeknik Merlimau, Melaka	**2014**	**1,015**	**911**	**1,926**	**2,933**	**2,622**	**5,555**	**678**	**764**	**1,442**
		2013	796	807	1,603	3,334	3,157	6,491	748	724	1,472
15	Politeknik Melaka, Melaka	**2014**	**378**	**305**	**683**	**1,105**	**800**	**1,905**	**176**	**222**	**398**
		2013	389	242	631	978	747	1,725	200	190	390
16	Politeknik Mersing, Johor	**2014**	**201**	**208**	**409**	**301**	**420**	**721**	**38**	**33**	**71**
		2013	64	117	181	140	278	418	22	35	57
17	Politeknik Pagoh, Johor*	**2014**	**5**	**37**	**42**	**5**	**37**	**42**	**0**	**0**	**0**
		2013	**Tiada kemasukan pelajar /***No student intake yet*								

Bilangan Kemasukan, Enrolmen dan Keluaran (Sepenuh Masa) Mengikut Jantina Berdasarkan Politeknik (2013-2014)

Number of students' Intake, Enrolment and Output (Full Time) by Gender in Polytechnics (2013-2014)

Jadual *Table* **4.1**

Bil. *No.*	Politeknik *Polytechnics*	Tahun *Year*	Kemasukan *Intake*			Enrolmen *Enrolment*			Keluaran *Output*		
			L / M	P / F	J / T	L / M	P / F	J / T	L / M	P / F	J / T
18	Politeknik Sultan Haji Ahmad Shah, Pahang	**2014**	**1,131**	**1,156**	**2,287**	**3,204**	**3,077**	**6,281**	**629**	**908**	**1,537**
		2013	1,132	1,146	2,278	3,013	2,989	6,002	755	813	1,568
19	Politeknik Muadzam Shah, Pahang	**2014**	**518**	**747**	**1,265**	**1,425**	**1,812**	**3,237**	**168**	**267**	**435**
		2013	578	672	1,250	1,146	1,404	2,550	75	200	275
20	Politeknik Kuala Terengganu, Terengganu	**2014**	**138**	**128**	**266**	**266**	**254**	**520**	**54**	**51**	**105**
		2013	86	79	165	204	188	392	103	83	186
21	Politeknik Sultan Mizan Zainal Abidin, Terengganu	**2014**	**1,004**	**552**	**1,556**	**2,583**	**1,311**	**3,894**	**528**	**316**	**844**
		2013	941	424	1,365	2,371	1,147	3,518	682	458	1,140
22	Politeknik Hulu Terengganu, Terengganu	**2014**	**22**	**111**	**133**	**68**	**378**	**446**	**13**	**74**	**87**
		2013	25	131	156	60	318	378	18	109	127
23	Politeknik Kota Bharu, Kelantan	**2014**	**1,275**	**885**	**2,160**	**3,872**	**2,512**	**6,384**	**622**	**660**	**1,282**
		2013	1,394	916	2,310	3,687	2,489	6,176	595	680	1,275
24	Politeknik Jeli, Kelantan	**2014**	**116**	**150**	**266**	**148**	**187**	**335**	**0**	**0**	**0**
		2013	34	42	76	34	42	76	0	0	0
25	Politeknik Kuching, Sarawak	**2014**	**1,058**	**861**	**1,919**	**2,811**	**2,079**	**4,890**	**391**	**320**	**711**
		2013	1,027	734	1,761	2,325	1,692	4,017	554	490	1,044
26	Politeknik Mukah, Sarawak	**2014**	**507**	**573**	**1,080**	**1,308**	**1,312**	**2,620**	**205**	**235**	**440**
		2013	435	434	869	1,105	1,036	2,141	299	337	636
27	Politeknik Kota Kinabalu, Sabah	**2014**	**805**	**658**	**1,463**	**2,095**	**1,639**	**3,734**	**704**	**583**	**1,287**
		2013	777	587	1,364	2,169	1,651	3,820	951	772	1,723
28	Politeknik Sandakan, Sabah	**2014**	**98**	**182**	**280**	**181**	**256**	**437**	**33**	**62**	**95**
		2013	70	61	131	104	104	208	28	54	82
Politeknik METrO / *METrO Polytechnic*											
29	Politeknik METrO Kuala Lumpur, Kuala Lumpur	**2014**	**61**	**84**	**145**	**141**	**208**	**349**	**5**	**18**	**23**
		2013	55	79	134	90	149	239	9	13	22
30	Politeknik METrO Kuantan, Pahang	**2014**	**24**	**97**	**121**	**58**	**199**	**257**	**2**	**15**	**17**
		2013	25	63	88	40	123	163	0	0	0
31	Politeknik METrO Johor Bahru, Johor	**2014**	**75**	**111**	**186**	**131**	**238**	**369**	**10**	**20**	**30**
		2013	43	82	125	73	150	223	0	0	0
32	Politeknik METrO Betong, Sarawak	**2014**	**35**	**68**	**103**	**47**	**91**	**138**	**0**	**0**	**0**
		2013	14	27	41	14	27	41	0	0	0
33	Politeknik METrO Tasek Gelugor, Pulau Pinang	**2014**	**32**	**14**	**46**	**50**	**23**	**73**	**0**	**0**	**0**
		2013	21	9	30	21	9	30	0	0	0
JUMLAH / TOTAL		**2014**	**17,470**	**16,828**	**34,298**	**49,123**	**43,058**	**92,181**	**11,163**	**12,018**	**23,181**
		2013	**16,926**	**14,393**	**31,319**	**48,114**	**41,389**	**89,503**	**13,178**	**12,675**	**25,853**

Nota / *Note :*

* **Politeknik baru yang beroperasi pada tahun 2014. /** *New Politechnics starts operations in year 2014*

Jadual *Table* **4.2**

Bilangan Kemasukan, Enrolmen dan Keluaran (Sepenuh Masa) Mengikut Peringkat Pengajian Berdasarkan Politeknik (2013-2014)

Number of Students' Intake, Enrolment and Output (Full Time) by Level of Studies in Polytechnics (2013-2014)

Bil. *No.*	Politeknik *Polytechnics*	Peringkat Pengajian *Level of Study*	Tahun *Year*	Kemasukan *Intake*			Enrolmen *Enrolment*			Keluaran *Output*		
				L / *M*	P / *F*	J / *T*	L / *M*	P / *F*	J / *T*	L / *M*	P / *F*	J / *T*
Politeknik Premier / *Premier Polytechnic*												
1	Politeknik Ungku Omar, Perak	Sarjana Muda *Bachelor*	**2014**	**43**	**65**	**108**	**53**	**85**	**138**	**0**	**0**	**0**
			2013	10	21	31	10	21	31	0	0	0
		Diploma Lanjutan *Advance Diploma*	**2014**	**38**	**40**	**78**	**57**	**74**	**131**	**42**	**58**	**100**
			2013	60	86	146	71	107	178	17	8	25
		Diploma *Diploma*	**2014**	**960**	**812**	**1,772**	**3,383**	**2,695**	**6,078**	**1,024**	**996**	**2,020**
			2013	970	763	1,733	3,738	3,024	6,762	1,154	1,077	2,231
		Sijil *Certificate*	**2014**	**0**	**0**	**0**	**0**	**0**	**0**	**0**	**0**	**0**
			2013	0	0	0	0	0	0	3	2	5
		Sijil Kemahiran Khas *Special Skills Certificate*	**2014**	**2**	**1**	**3**	**12**	**11**	**23**	**1**	**0**	**1**
			2013	15	9	24	16	10	26	5	3	8
2	Politeknik Sultan Salahuddin Abdul Aziz Shah, Selangor	Sarjana Muda *Bachelor*	**2014**	**47**	**31**	**78**	**59**	**45**	**104**	**0**	**0**	**0**
			2013	14	16	30	14	16	30	0	0	0
		Diploma Lanjutan *Advance Diploma*	**2014**	**9**	**13**	**22**	**55**	**45**	**100**	**50**	**51**	**101**
			2013	76	47	123	60	60	120	30	15	45
		Diploma *Diploma*	**2014**	**603**	**615**	**1,218**	**2,094**	**1,761**	**3,855**	**522**	**653**	**1,175**
			2013	559	466	1,025	2,078	1,731	3,809	961	784	1,745
		Sijil *Certificate*	**2014**	**0**	**0**	**0**	**0**	**0**	**0**	**0**	**0**	**0**
			2013	0	0	0	0	0	0	4	1	5
		Sijil Kemahiran Khas *Special Skills Certificate*	**2014**	**0**	**0**	**0**	**11**	**0**	**11**	**11**	**0**	**11**
			2013	11	0	11	26	0	26	16	0	16
3	Politeknik Ibrahim Sultan, Johor	Sarjana Muda *Bachelor*	**2014**	**15**	**42**	**57**	**25**	**63**	**88**	**0**	**0**	**0**
			2013	10	22	32	10	22	32	0	0	0
		Diploma Lanjutan *Advance Diploma*	**2014**	**0**	**0**	**0**	**19**	**0**	**19**	**8**	**0**	**8**
			2013	29	2	31	34	3	37	0	0	0
		Diploma *Diploma*	**2014**	**741**	**661**	**1,402**	**2,073**	**1,667**	**3,740**	**487**	**665**	**1,152**
			2013	522	508	1,030	2,063	1,833	3,896	498	521	1,019
		Sijil *Certificate*	**2014**	**0**	**0**	**0**	**0**	**0**	**0**	**0**	**0**	**0**
			2013	0	0	0	0	0	0	4	1	5
		Sijil Kemahiran Khas *Special Skills Certificate*	**2014**	**13**	**20**	**33**	**32**	**45**	**77**	**0**	**0**	**0**
			2013	19	27	46	31	49	80	19	26	45
Politeknik Konvensional / *Conventional Polytechnic*												
4	Politeknik Seberang Perai, Pulau Pinang	Diploma *Diploma*	**2014**	**857**	**919**	**1,776**	**2,093**	**2,392**	**4,485**	**490**	**622**	**1,112**
			2013	639	785	1,424	1,966	2,227	4,193	562	692	1,254
		Pra Diploma *Pre Diploma*	**2014**	**23**	**11**	**34**	**23**	**11**	**34**	**0**	**0**	**0**
			2013	29	6	35	29	6	35	0	0	0
		Sijil *Certificate*	**2014**	**0**	**0**	**0**	**0**	**0**	**0**	**0**	**0**	**0**
			2013	0	0	0	0	0	0	5	0	5
5	Politeknik Balik Pulau, Pulau Pinang	Diploma *Diploma*	**2014**	**97**	**124**	**221**	**181**	**224**	**405**	**18**	**20**	**38**
			2013	57	71	128	100	125	225	44	79	123
6	Politeknik Sultan Abdul Halim Mu`adzam Shah, Kedah	Diploma *Diploma*	**2014**	**916**	**865**	**1,781**	**3,041**	**2,634**	**5,675**	**844**	**795**	**1,639**
			2013	1,198	1,016	2,214	3,469	2,848	6,317	850	845	1,695
		Pra Diploma *Pre Diploma*	**2014**	**22**	**18**	**40**	**19**	**13**	**32**	**0**	**0**	**0**
			2013	0	0	0	0	0	0	0	0	0
		Sijil *Certificate*	**2014**	**0**	**0**	**0**	**0**	**0**	**0**	**0**	**0**	**0**
			2013	0	0	0	1	0	1	0	0	0

Bilangan Kemasukan, Enrolmen dan Keluaran (Sepenuh Masa) Mengikut Peringkat Pengajian Berdasarkan Politeknik (2013-2014)

Number of Students' Intake, Enrolment and Output (Full Time) by Level of Studies in Polytechnics (2013-2014)

Jadual *Table* **4.2**

Bil. *No.*	Politeknik *Polytechnics*	Peringkat Pengajian *Level of Study*	Tahun *Year*	Kemasukan *Intake*			Enrolmen *Enrolment*			Keluaran *Output*		
				L / *M*	P / *F*	J / *T*	L / *M*	P / *F*	J / *T*	L / *M*	P / *F*	J / *T*
7	Politeknik Tuanku Sultanah Bahiyah, Kedah	Diploma *Diploma*	**2014**	**765**	**738**	**1,503**	**2,399**	**1,792**	**4,191**	**673**	**495**	**1,168**
			2013	761	538	1,299	2,614	1,711	4,325	874	675	1,549
		Pra Diploma *Pre Diploma*	**2014**	**27**	**40**	**67**	**9**	**13**	**22**	**14**	**35**	**49**
			2013	10	25	35	10	25	35	0	0	0
		Sijil *Certificate*	**2014**	**0**	**0**	**0**	**0**	**0**	**0**	**0**	**0**	**0**
			2013	0	0	0	1	0	1	4	0	4
8	Politeknik Tuanku Syed Sirajuddin, Perlis	Diploma *Diploma*	**2014**	**585**	**1,006**	**1,591**	**1,605**	**2,498**	**4,103**	**477**	**835**	**1,312**
			2013	618	847	1,465	1,707	2,541	4,248	483	786	1,269
		Pra Diploma *Pre Diploma*	**2014**	**16**	**36**	**52**	**12**	**17**	**29**	**0**	**0**	**0**
			2013	3	12	15	3	12	15	0	0	0
		Sijil Kemahiran Khas *Special Skills Certificate*	**2014**	**11**	**12**	**23**	**18**	**20**	**38**	**5**	**13**	**18**
			2013	9	8	17	9	8	17	4	9	13
9	Politeknik Sultan Azlan Shah, Perak	Sarjana Muda *Bachelor*	**2014**	**21**	**8**	**29**	**21**	**8**	**29**	**0**	**0**	**0**
			2013	0	0	0	0	0	0	0	0	0
		Diploma Lanjutan *Advance Diploma*	**2014**	**3**	**0**	**3**	**6**	**0**	**6**	**29**	**4**	**33**
			2013	18	1	19	35	4	39	39	3	42
		Diploma *Diploma*	**2014**	**1,008**	**610**	**1,618**	**3,056**	**1,655**	**4,711**	**742**	**524**	**1,266**
			2013	1,123	473	1,596	3,151	1,695	4,846	946	592	1,538
		Pra Diploma *Pre Diploma*	**2014**	**32**	**47**	**79**	**13**	**22**	**35**	**18**	**32**	**50**
			2013	13	20	33	13	20	33	0	0	0
		Sijil *Certificate*	**2014**	**0**	**0**	**0**	**0**	**0**	**0**	**0**	**0**	**0**
			2013	0	0	0	0	0	0	1	0	1
10	Politeknik Sultan Idris Shah, Selangor	Diploma *Diploma*	**2014**	**679**	**1,038**	**1,717**	**1,850**	**2,664**	**4,514**	**456**	**854**	**1,310**
			2013	558	838	1,396	1,747	2,626	4,373	575	784	1,359
		Pra Diploma *Pre Diploma*	**2014**	**9**	**6**	**15**	**9**	**6**	**15**	**2**	**6**	**8**
			2013	6	6	12	6	6	12	0	0	0
		Sijil *Certificate*	**2014**	**0**	**0**	**0**	**0**	**0**	**0**	**0**	**0**	**0**
			2013	0	0	0	0	0	0	1	0	1
11	Politeknik Banting, Selangor	Diploma *Diploma*	**2014**	**99**	**21**	**120**	**222**	**31**	**253**	**44**	**4**	**48**
			2013	84	8	92	176	16	192	11	0	11
12	Politeknik Port Dickson, Negeri Sembilan	Diploma *Diploma*	**2014**	**1,029**	**736**	**1,765**	**3,379**	**2,301**	**5,680**	**853**	**567**	**1,420**
			2013	1,394	847	2,241	3,637	2,323	5,960	982	678	1,660
		Pra Diploma *Pre Diploma*	**2014**	**27**	**50**	**77**	**14**	**22**	**36**	**25**	**56**	**81**
			2013	14	28	42	14	28	42	0	0	0
		Sijil *Certificate*	**2014**	**0**	**0**	**0**	**0**	**0**	**0**	**0**	**0**	**0**
			2013	0	0	0	0	0	0	7	0	7
13	Politeknik Nilai, Negeri Sembilan	Diploma *Diploma*	**2014**	**258**	**355**	**613**	**539**	**771**	**1,310**	**50**	**138**	**188**
			2013	172	224	396	348	571	919	40	136	176
		Pra Diploma *Pre Diploma*	**2014**	**17**	**50**	**67**	**9**	**18**	**27**	**22**	**47**	**69**
			2013	19	21	40	19	21	40	0	0	0

Jadual *Table* **4.2**

Bilangan Kemasukan, Enrolmen dan Keluaran (Sepenuh Masa) Mengikut Peringkat Pengajian Berdasarkan Politeknik (2013-2014)

Number of Students' Intake, Enrolment and Output (Full Time) by Level of Studies in Polytechnics (2013-2014)

Bil. *No.*	Politeknik *Polytechnics*	Peringkat Pengajian *Level of Study*	Tahun *Year*	Kemasukan *Intake*			Enrolmen *Enrolment*			Keluaran *Output*		
				L / *M*	P / *F*	J / *T*	L / *M*	P / *F*	J / *T*	L / *M*	P / *F*	J / *T*
14	Politeknik Merlimau, Melaka	Diploma *Diploma*	**2014**	**997**	**906**	**1,903**	**2,915**	**2,617**	**5,532**	**671**	**759**	**1,430**
			2013	783	792	1,575	3,319	3,141	6,460	746	721	1,467
		Pra Diploma *Pre Diploma*	**2014**	**18**	**5**	**23**	**18**	**5**	**23**	**7**	**5**	**12**
			2013	13	15	28	13	15	28	0	0	0
		Sijil *Certificate*	**2014**	**0**	**0**	**0**	**0**	**0**	**0**	**0**	**0**	**0**
			2013	0	0	0	2	1	3	2	3	5
15	Politeknik Melaka, Melaka	Diploma *Diploma*	**2014**	**378**	**305**	**683**	**1,105**	**800**	**1,905**	**176**	**222**	**398**
			2013	389	242	631	978	747	1,725	187	189	376
		Sijil *Certificate*	**2014**	**0**	**0**	**0**	**0**	**0**	**0**	**0**	**0**	**0**
			2013	0	0	0	0	0	0	13	1	14
16	Politeknik Mersing, Johor	Diploma *Diploma*	**2014**	**191**	**200**	**391**	**292**	**412**	**704**	**38**	**33**	**71**
			2013	64	117	181	140	278	418	22	35	57
		Pra Diploma *Pre Diploma*	**2014**	**10**	**8**	**18**	**9**	**8**	**17**	**0**	**0**	**0**
			2013	0	0	0	0	0	0	0	0	0
17	Politeknik Pagoh, Johor	Diploma *Diploma*	**2014**	**5**	**37**	**42**	**5**	**37**	**42**	**0**	**0**	**0**
			2013	**Tiada kemasukan pelajar /** No student intake yet								
18	Politeknik Sultan Haji Ahmad Shah, Pahang	Diploma *Diploma*	**2014**	**1,120**	**1,142**	**2,262**	**3,199**	**3,073**	**6,272**	**624**	**897**	**1,521**
			2013	1,132	1,146	2,278	3,013	2,989	6,002	744	809	1,553
		Pra Diploma *Pre Diploma*	**2014**	**11**	**14**	**25**	**5**	**4**	**9**	**5**	**11**	**16**
			2013	0	0	0	0	0	0	0	0	0
		Sijil *Certificate*	**2014**	**0**	**0**	**0**	**0**	**0**	**0**	**0**	**0**	**0**
			2013	0	0	0	0	0	0	11	4	15
19	Politeknik Muadzam Shah, Pahang	Diploma *Diploma*	**2014**	**512**	**743**	**1,255**	**1,419**	**1,808**	**3,227**	**168**	**267**	**435**
			2013	561	661	1,222	1,129	1,393	2,522	75	200	275
		Pra Diploma *Pre Diploma*	**2014**	**6**	**4**	**10**	**6**	**4**	**10**	**0**	**0**	**0**
			2013	17	11	28	17	11	28	0	0	0
20	Politeknik Sultan Mizan Zainal Abidin, Terengganu	Diploma *Diploma*	**2014**	**987**	**546**	**1,533**	**2,568**	**1,305**	**3,873**	**528**	**316**	**844**
			2013	941	424	1,365	2,371	1,147	3,518	669	455	1,124
		Pra Diploma *Pre Diploma*	**2014**	**17**	**6**	**23**	**15**	**6**	**21**	**0**	**0**	**0**
			2013	0	0	0	0	0	0	0	0	0
		Sijil *Certificate*	**2014**	**0**	**0**	**0**	**0**	**0**	**0**	**0**	**0**	**0**
			2013	0	0	0	0	0	0	13	3	16
21	Politeknik Kuala Terengganu, Terengganu	Diploma *Diploma*	**2014**	**138**	**128**	**266**	**266**	**254**	**520**	**54**	**51**	**105**
			2013	86	79	165	204	188	392	103	83	186
22	Politeknik Hulu Terengganu, Terengganu	Diploma *Diploma*	**2014**	**22**	**111**	**133**	**68**	**378**	**446**	**13**	**74**	**87**
			2013	25	131	156	60	318	378	18	109	127
23	Politeknik Kota Bharu, Kelantan	Diploma *Diploma*	**2014**	**1,275**	**885**	**2,160**	**3,872**	**2,512**	**6,384**	**622**	**660**	**1,282**
			2013	1,394	916	2,310	3,687	2,489	6,176	590	679	1,269
		Sijil *Certificate*	**2014**	**0**	**0**	**0**	**0**	**0**	**0**	**0**	**0**	**0**
			2013	0	0	0	0	0	0	5	1	6
24	Politeknik Jeli, Kelantan	Diploma *Diploma*	**2014**	**116**	**150**	**266**	**148**	**187**	**335**	**0**	**0**	**0**
			2013	34	42	76	34	42	76	0	0	0

Bilangan Kemasukan, Enrolmen dan Keluaran (Sepenuh Masa) Mengikut Peringkat Pengajian Berdasarkan Politeknik (2013-2014)

Number of Students' Intake, Enrolment and Output (Full Time) by Level of Studies in Polytechnics (2013-2014)

Jadual *Table* **4.2**

Bil. *No.*	Politeknik *Polytechnics*	Peringkat Pengajian *Level of Study*	Tahun *Year*	Kemasukan *Intake*			Enrolmen *Enrolment*			Keluaran *Output*		
				L / *M*	P / *F*	J / *T*	L / *M*	P / *F*	J / *T*	L / *M*	P / *F*	J / *T*
25	Politeknik Kuching, Sarawak	Diploma *Diploma*	**2014**	**1,058**	**861**	**1,919**	**2,811**	**2,079**	**4,890**	**391**	**320**	**711**
			2013	1,027	734	1,761	2,325	1,692	4,017	551	487	1,038
		Sijil *Certificate*	**2014**	**0**	**0**	**0**	**0**	**0**	**0**	**0**	**0**	**0**
			2013	0	0	0	0	0	0	3	3	6
26	Politeknik Mukah, Sarawak	Diploma *Diploma*	**2014**	**507**	**573**	**1,080**	**1,308**	**1,312**	**2,620**	**205**	**235**	**440**
			2013	435	434	869	1,105	1,036	2,141	292	331	623
		Sijil *Certificate*	**2014**	**0**	**0**	**0**	**0**	**0**	**0**	**0**	**0**	**0**
			2013	0	0	0	0	0	0	7	6	13
27	Politeknik Kota Kinabalu, Sabah	Diploma *Diploma*	**2014**	**798**	**651**	**1,449**	**2,077**	**1,627**	**3,704**	**694**	**583**	**1,277**
			2013	766	582	1,348	2,148	1,646	3,794	936	759	1,695
		Sijil *Certificate*	**2014**	**0**	**0**	**0**	**0**	**0**	**0**	**2**	**0**	**2**
			2013	0	0	0	2	0	2	9	1	10
		Sijil Kemahiran Khas *Special Skills Certificate*	**2014**	**7**	**7**	**14**	**18**	**12**	**30**	**8**	**0**	**8**
			2013	11	5	16	19	5	24	6	12	18
28	Politeknik Sandakan, Sabah	Diploma *Diploma*	**2014**	**98**	**182**	**280**	**181**	**256**	**437**	**33**	**62**	**95**
			2013	70	61	131	104	104	208	28	54	82
Politeknik METrO / METrO Polytechnic												
29	Politeknik METrO Kuala Lumpur, Kuala Lumpur	Diploma *Diploma*	**2014**	**61**	**84**	**145**	**141**	**208**	**349**	**5**	**18**	**23**
			2013	55	79	134	90	149	239	9	13	22
30	Politeknik METrO Kuantan, Pahang	Diploma *Diploma*	**2014**	**24**	**97**	**121**	**58**	**199**	**257**	**2**	**15**	**17**
			2013	25	63	88	40	123	163	0	0	0
31	Politeknik METrO Johor Bahru, Johor	Diploma *Diploma*	**2014**	**75**	**111**	**186**	**131**	**238**	**369**	**10**	**20**	**30**
			2013	43	82	125	73	150	223	0	0	0
32	Politeknik METrO Betong, Sarawak	Diploma *Diploma*	**2014**	**35**	**68**	**103**	**47**	**91**	**138**	**0**	**0**	**0**
			2013	14	27	41	14	27	41	0	0	0
33	Politeknik METrO Tasek Gelugor, Pulau Pinang	Diploma *Diploma*	**2014**	**32**	**14**	**46**	**50**	**23**	**73**	**0**	**0**	**0**
			2013	21	9	30	21	9	30	0	0	0

Jadual *Table* **4.2**

Bilangan Kemasukan, Enrolmen dan Keluaran (Sepenuh Masa) Mengikut Peringkat Pengajian Berdasarkan Politeknik (2013-2014)

Number of Students' Intake, Enrolment and Output (Full Time) by Level of Studies in Polytechnics (2013-2014)

Bil. No.	Politeknik *Polytechnics*	Peringkat Pengajian *Level of Study*	Tahun Year	Kemasukan *Intake*			Enrolmen *Enrolment*			Keluaran *Output*		
				L / *M*	P / *F*	J / *T*	L / *M*	P / *F*	J / *T*	L / *M*	P / *F*	J / *T*
Keseluruhan		**Sarjana Muda** *Bachelor*	**2014**	**126**	**146**	**272**	**158**	**201**	**359**	**0**	**0**	**0**
			2013	34	59	93	34	59	93	0	0	0
		Diploma Lanjutan *Advance Diploma*	**2014**	**50**	**53**	**103**	**137**	**119**	**256**	**129**	**113**	**242**
			2013	183	136	319	200	174	374	86	26	112
		Diploma *Diploma*	**2014**	**17,026**	**16,294**	**33,320**	**48,576**	**42,501**	**91,077**	**10,914**	**11,700**	**22,614**
			2013	16,520	14,005	30,525	47,649	40,939	88,588	12,950	12,573	25,523
		Pra Diploma *Pre Diploma*	**2014**	**235**	**295**	**530**	**161**	**149**	**310**	**93**	**192**	**285**
			2013	124	144	268	124	144	268	0	0	0
		Sijil *Certificate*	**2014**	**0**	**0**	**0**	**0**	**0**	**0**	**2**	**0**	**2**
			2013	0	0	0	6	1	7	92	26	118
		Sijil Kemahiran Khas *Special Skills Certificate*	**2014**	**33**	**40**	**73**	**91**	**88**	**179**	**25**	**13**	**38**
			2013	65	49	114	101	72	173	50	50	100
Jumlah / *Total*			**2014**	**17,470**	**16,828**	**34,298**	**49,123**	**43,058**	**92,181**	**11,163**	**12,018**	**23,181**
			2013	**16,926**	**14,393**	**31,319**	**48,114**	**41,389**	**89,503**	**13,178**	**12,675**	**25,853**

Nota / Note : (*) Jumlah keseluruhan merangkumi peringkat Sijil Kemahiran Khas / *Total number of Students include Special Skill Certificate Level*

Bilangan Kemasukan, Enrolmen dan Keluaran (Sepenuh Masa) Mengikut Peringkat Pengajian Berdasarkan Politeknik (2013-2014)

Number of Students' Intake, Enrolment and Output (Full Time) by Field of Studies in Polytechnics (2013-2014)

Jadual *Table* **4.3**

Bil. *No.*	Politeknik *Polytechnics*	Bidang Pengajian *Field of Study*	Tahun *Year*	Kemasukan *Intake*			Enrolmen *Enrolment*			Keluaran *Output*		
				L / *M*	P / *F*	J / *T*	L / *M*	P / *F*	J / *T*	L / *M*	P / *F*	J / *T*
Politeknik Premier / *Premier Polytechnic*												
1	**Politeknik Ungku Omar, Perak**	**Sains Sosial, Perniagaan & Perundangan** *Social Science, Business & Law*	**2014**	**127**	**400**	**527**	**384**	**1,250**	**1,634**	**142**	**518**	**660**
			2013	146	422	568	436	1,434	1,870	101	422	523
		Sains, Matematik & Komputer *Science, Mathematic & Computer*	**2014**	**181**	**218**	**399**	**511**	**630**	**1,141**	**142**	**223**	**365**
			2013	139	187	326	498	663	1,161	122	215	337
		Kejuruteraan, Pembuatan & Pembinaan *Engineering, Manufacturing & Construction*	**2014**	**735**	**300**	**1,035**	**2,610**	**985**	**3,595**	**783**	**313**	**1,096**
			2013	770	270	1,040	2,901	1,065	3,966	956	453	1,409
2	**Politeknik Sultan Salahuddin Abdul Aziz Shah, Selangor**	**Sains Sosial, Perniagaan & Perundangan** *Social Science, Business & Law*	**2014**	**98**	**286**	**384**	**326**	**861**	**1,187**	**102**	**348**	**450**
			2013	108	264	372	307	841	1,148	107	366	473
		Kejuruteraan, Pembuatan & Pembinaan *Engineering, Manufacturing & Construction*	**2014**	**561**	**373**	**934**	**1,893**	**990**	**2,883**	**481**	**356**	**837**
			2013	552	265	817	1,871	966	2,837	904	434	1,338
3	**Politeknik Ibrahim Sultan, Johor**	**Sastera dan Kemanusiaan** *Arts & Humanities*	**2014**	**183**	**301**	**484**	**445**	**729**	**1,174**	**144**	**259**	**403**
			2013	139	268	407	449	798	1,247	89	179	268
		Kejuruteraan, Pembuatan & Pembinaan *Engineering, Manufacturing & Construction*	**2014**	**494**	**126**	**620**	**1,455**	**368**	**1,823**	**235**	**86**	**321**
			2013	357	99	456	1,410	369	1,779	349	85	434
		Perkhidmatan *Services*	**2014**	**92**	**296**	**388**	**249**	**678**	**927**	**116**	**320**	**436**
			2013	84	192	276	279	740	1,019	83	284	367
Politeknik Konvensional / *Conventional Polytechnic*												
4	**Politeknik Seberang Perai, Pulau Pinang**	**Sains Sosial, Perniagaan & Perundangan** *Social Science, Business & Law*	**2014**	**185**	**503**	**688**	**471**	**1,346**	**1,817**	**139**	**389**	**528**
			2013	152	495	647	452	1,268	1,720	102	428	530
		Sains, Matematik & Komputer *Science, Mathematic & Computer*	**2014**	**127**	**135**	**262**	**381**	**474**	**855**	**66**	**99**	**165**
			2013	143	146	289	406	506	912	62	130	192
		Kejuruteraan, Pembuatan & Pembinaan *Engineering, Manufacturing & Construction*	**2014**	**568**	**292**	**860**	**1,264**	**583**	**1,847**	**285**	**134**	**419**
			2013	373	150	523	1,137	459	1,596	403	134	537
5	**Politeknik Balik Pulau, Pulau Pinang**	**Sains, Matematik & Komputer** *Science, Mathematic & Computer*	**2014**	**97**	**124**	**221**	**181**	**224**	**405**	**18**	**20**	**38**
			2013	57	71	128	100	125	225	44	79	123

Jadual *Table* **4.3**

Bilangan Kemasukan, Enrolmen dan Keluaran (Sepenuh Masa) Mengikut Peringkat Pengajian Berdasarkan Politeknik (2013-2014)

Number of Students' Intake, Enrolment and Output (Full Time) by Field of Studies in Polytechnics (2013-2014)

Bil. *No.*	Politeknik *Polytechnics*	Bidang Pengajian *Field of Study*	Tahun *Year*	Kemasukan *Intake*			Enrolmen *Enrolment*			Keluaran *Output*		
				L / *M*	P / *F*	J / *T*	L / *M*	P / *F*	J / *T*	L / *M*	P / *F*	J / *T*
6	Politeknik Sultan Abdul Halim Mu`adzam Shah, Kedah	Sains Sosial, Perniagaan & Perundangan *Social Science, Business & Law*	**2014**	**72**	**288**	**360**	**220**	**781**	**1,001**	**77**	**304**	**381**
			2013	77	291	368	230	836	1,066	59	258	317
		Sains, Matematik & Komputer *Science, Mathematic & Computer*	**2014**	**59**	**89**	**148**	**209**	**301**	**510**	**47**	**86**	**133**
			2013	77	123	200	221	332	553	70	134	204
		Kejuruteraan, Pembuatan & Pembinaan *Engineering, Manufacturing & Construction*	**2014**	**807**	**506**	**1,313**	**2,631**	**1,565**	**4,196**	**720**	**405**	**1,125**
			2013	1,044	602	1,646	3,019	1,680	4,699	721	453	1,174
7	Politeknik Tuanku Sultanah Bahiyah, Kedah	Sains Sosial, Perniagaan & Perundangan *Social Science, Business & Law*	**2014**	**98**	**377**	**475**	**222**	**818**	**1,040**	**115**	**349**	**464**
			2013	74	265	339	266	840	1,106	70	276	346
		Kejuruteraan, Pembuatan & Pembinaan *Engineering, Manufacturing & Construction*	**2014**	**694**	**401**	**1,095**	**2,186**	**987**	**3,173**	**572**	**181**	**753**
			2013	697	298	995	2,359	896	3,255	808	399	1,207
8	Politeknik Tuanku Syed Sirajuddin, Perlis	Sastera dan Kemanusiaan *Arts & Humanities*	**2014**	**124**	**147**	**271**	**342**	**339**	**681**	**73**	**50**	**123**
			2013	135	123	258	405	342	747	54	92	146
		Sains Sosial, Perniagaan & Perundangan *Social Science, Business & Law*	**2014**	**59**	**257**	**316**	**153**	**757**	**910**	**47**	**309**	**356**
			2013	55	267	322	151	874	1,025	40	214	254
		Sains, Matematik & Komputer *Science, Mathematic & Computer*	**2014**	**136**	**165**	**301**	**331**	**349**	**680**	**107**	**171**	**278**
			2013	132	98	230	325	404	729	90	112	202
		Kejuruteraan, Pembuatan & Pembinaan *Engineering, Manufacturing & Construction*	**2014**	**164**	**165**	**329**	**502**	**313**	**815**	**171**	**68**	**239**
			2013	179	82	261	570	230	800	232	99	331
		Perkhidmatan *Services*	**2014**	**129**	**320**	**449**	**307**	**777**	**1,084**	**84**	**250**	**334**
			2013	129	297	426	268	711	979	71	278	349
9	Politeknik Sultan Azlan Shah, Perak	Sains Sosial, Perniagaan & Perundangan *Social Science, Business & Law*	**2014**	**130**	**361**	**491**	**288**	**827**	**1,115**	**127**	**346**	**473**
			2013	104	257	361	317	858	1,175	61	253	314
		Kejuruteraan, Pembuatan & Pembinaan *Engineering, Manufacturing & Construction*	**2014**	**934**	**304**	**1,238**	**2,808**	**858**	**3,666**	**662**	**214**	**876**
			2013	1,050	237	1,287	2,882	861	3,743	925	342	1,267

Bilangan Kemasukan, Enrolmen dan Keluaran (Sepenuh Masa) Mengikut Peringkat Pengajian Berdasarkan Politeknik (2013-2014)

Number of Students' Intake, Enrolment and Output (Full Time) by Field of Studies in Polytechnics (2013-2014)

Jadual *Table* **4.3**

Bil. *No.*	Politeknik *Polytechnics*	Bidang pengajian *Field of study*	Tahun *Year*	Kemasukan *Intake*			Enrolmen *Enrolment*			Keluaran *Output*		
				L / *M*	P / *F*	J / *T*	L / *M*	P / *F*	J / *T*	L / *M*	P / *F*	J / *T*
10	Politeknik Sultan Idris Shah, Selangor	Sains Sosial, Perniagaan & Perundangan *Social Science, Business & Law*	**2014**	**53**	**315**	**368**	**137**	**794**	**931**	**44**	**269**	**313**
			2013	46	240	286	135	774	909	25	169	194
		Sains, Matematik & Komputer *Science, Mathematic & Computer*	**2014**	**131**	**177**	**308**	**338**	**426**	**764**	**59**	**92**	**151**
			2013	113	124	237	295	396	691	127	130	257
		Kejuruteraan, Pembuatan & Pembinaan *Engineering, Manufacturing & Construction*	**2014**	**431**	**307**	**738**	**1,113**	**769**	**1,882**	**228**	**200**	**428**
			2013	299	249	548	976	697	1,673	346	218	564
		Perkhidmatan *Services*	**2014**	**73**	**245**	**318**	**271**	**681**	**952**	**127**	**299**	**426**
			2013	106	231	337	347	765	1,112	78	267	345
11	Politeknik Banting, Selangor	Kejuruteraan, Pembuatan & Pembinaan *Engineering, Manufacturing & Construction*	**2014**	**99**	**21**	**120**	**222**	**31**	**253**	**44**	**4**	**48**
			2013	84	8	92	176	16	192	11	0	11
12	Politeknik Port Dickson, Negeri Sembilan	Sains Sosial, Perniagaan & Perundangan *Social Science, Business & Law*	**2014**	**116**	**415**	**531**	**284**	**1,279**	**1,563**	**95**	**450**	**545**
			2013	118	537	655	279	1,360	1,639	52	335	387
		Kejuruteraan, Pembuatan & Pembinaan *Engineering, Manufacturing & Construction*	**2014**	**940**	**371**	**1,311**	**3,109**	**1,044**	**4,153**	**783**	**173**	**956**
			2013	1,290	338	1,628	3,372	991	4,363	937	343	1,280
13	Politeknik Melaka, Melaka	Sains Sosial, Perniagaan & Perundangan *Social Science, Business & Law*	**2014**	**72**	**188**	**260**	**190**	**469**	**659**	**57**	**143**	**200**
			2013	73	150	223	185	444	629	20	84	104
		Kejuruteraan, Pembuatan & Pembinaan *Engineering, Manufacturing & Construction*	**2014**	**306**	**117**	**423**	**915**	**331**	**1,246**	**119**	**79**	**198**
			2013	316	92	408	793	303	1,096	180	106	286
14	Politeknik Nilai, Negeri Sembilan	Sains Sosial, Perniagaan & Perundangan *Social Science, Business & Law*	**2014**	**123**	**274**	**397**	**254**	**536**	**790**	**72**	**185**	**257**
			2013	93	144	237	214	464	678	40	136	176
		Kejuruteraan, Pembuatan & Pembinaan *Engineering, Manufacturing & Construction*	**2014**	**113**	**16**	**129**	**195**	**40**	**235**	**0**	**0**	**0**
			2013	57	16	73	91	24	115	0	0	0
		Pertanian & Veterinar *Agriculture & Veterinary*	**2014**	**39**	**115**	**154**	**99**	**213**	**312**	**0**	**0**	**0**
			2013	41	85	126	62	104	166	0	0	0

Jadual *Table* **4.3**

Bilangan Kemasukan, Enrolmen dan Keluaran (Sepenuh Masa) Mengikut Peringkat Pengajian Berdasarkan Politeknik (2013-2014)

Number of Students' Intake, Enrolment and Output (Full Time) by Field of Studies in Polytechnics (2013-2014)

Bil. *No.*	Politeknik *Polytechnics*	Bidang pengajian *Field of study*	Tahun *Year*	Kemasukan *Intake*			Enrolmen *Enrolment*			Keluaran *Output*		
				L / *M*	P / *F*	J / *T*	L / *M*	P / *F*	J / *T*	L / *M*	P / *F*	J / *T*
15	Politeknik Merlimau, Melaka	Sains Sosial, Perniagaan & Perundangan *Social Science, Business & Law*	**2014**	**86**	**240**	**326**	**241**	**761**	**1,002**	**87**	**317**	**404**
			2013	73	219	292	307	1,093	1,400	62	263	325
		Kejuruteraan, Pembuatan & Pembinaan *Engineering, Manufacturing & Construction*	**2014**	**818**	**347**	**1,165**	**2,366**	**1,052**	**3,418**	**522**	**226**	**748**
			2013	584	298	882	2,704	1,213	3,917	619	240	859
		Perkhidmatan *Services*	**2014**	**111**	**324**	**435**	**326**	**809**	**1,135**	**69**	**221**	**290**
			2013	139	290	429	323	851	1,174	67	221	288
16	Politeknik Mersing, Johor	Sains Sosial, Perniagaan & Perundangan *Social Science, Business & Law*	**2014**	**26**	**112**	**138**	**42**	**234**	**276**	**0**	**16**	**16**
			2013	10	68	78	18	157	175	0	0	0
		Sains, Matematik & Komputer *Science, Mathematic & Computer*	**2014**	**82**	**73**	**155**	**167**	**163**	**330**	**38**	**17**	**55**
			2013	54	49	103	122	121	243	22	35	57
		Kejuruteraan, Pembuatan & Pembinaan *Engineering, Manufacturing & Construction*	**2014**	**93**	**23**	**116**	**92**	**23**	**115**	**0**	**0**	**0**
			2013	0	0	0	0	0	0	0	0	0
17	Politeknik Pagoh, Johor	Kejuruteraan, Pembuatan & Pembinaan *Engineering, Manufacturing & Construction*	**2014**	**5**	**37**	**42**	**5**	**37**	**42**	**0**	**0**	**0**
			2013	0	0	0	0	0	0	0	0	0
18	Politeknik Sultan Haji Ahmad Shah, Pahang	Sains Sosial, Perniagaan & Perundangan *Social Science, Business & Law*	**2014**	**131**	**465**	**596**	**363**	**1,308**	**1,671**	**97**	**404**	**501**
			2013	151	491	642	354	1,295	1,649	78	256	334
		Kejuruteraan, Pembuatan & Pembinaan *Engineering, Manufacturing & Construction*	**2014**	**1,000**	**691**	**1,691**	**2,841**	**1,769**	**4,610**	**532**	**504**	**1,036**
			2013	981	655	1,636	2,659	1,694	4,353	677	557	1,234
19	Politeknik Muadzam Shah, Pahang	Sastera dan Kemanusiaan *Arts & Humanities*	**2014**	**54**	**69**	**123**	**241**	**210**	**451**	**23**	**23**	**46**
			2013	112	84	196	226	173	399	0	0	0
		Sains Sosial, Perniagaan & Perundangan *Social Science, Business & Law*	**2014**	**83**	**263**	**346**	**204**	**640**	**844**	**29**	**84**	**113**
			2013	82	238	320	158	481	639	16	80	96
		Sains, Matematik & Komputer *Science, Mathematic & Computer*	**2014**	**166**	**239**	**405**	**410**	**543**	**953**	**46**	**110**	**156**
			2013	157	171	328	301	434	735	59	120	179
		Kejuruteraan, Pembuatan & Pembinaan *Engineering, Manufacturing & Construction*	**2014**	**167**	**49**	**216**	**447**	**93**	**540**	**58**	**13**	**71**
			2013	173	45	218	370	74	444	0	0	0
		Perkhidmatan *Services*	**2014**	**48**	**127**	**175**	**123**	**326**	**449**	**12**	**37**	**49**
			2013	54	134	188	91	242	333	0	0	0
20	Politeknik Sultan Mizan Zainal Abidin, Terengganu	Sains, Matematik & Komputer *Science, Mathematic & Computer*	**2014**	**99**	**129**	**228**	**256**	**414**	**670**	**73**	**120**	**193**
			2013	94	174	268	244	424	668	80	172	252
		Kejuruteraan, Pembuatan & Pembinaan *Engineering, Manufacturing & Construction*	**2014**	**905**	**423**	**1,328**	**2,327**	**897**	**3,224**	**455**	**196**	**651**
			2013	847	250	1,097	2,127	723	2,850	602	286	888

Bilangan Kemasukan, Enrolmen dan Keluaran (Sepenuh Masa) Mengikut Peringkat Pengajian Berdasarkan Politeknik (2013-2014)

Number of Students' Intake, Enrolment and Output (Full Time) by Field of Studies in Polytechnics (2013-2014)

Jadual *Table* **4.3**

Bil. *No.*	Politeknik *Polytechnics*	Bidang pengajian *Field of study*	Tahun *Year*	Kemasukan *Intake*			Enrolmen *Enrolment*			Keluaran *Output*		
				L / *M*	P / *F*	J / *T*	L / *M*	P / *F*	J / *T*	L / *M*	P / *F*	J / *T*
21	Politeknik Kuala Terengganu, Terengganu	Sains, Matematik & Komputer *Science, Mathematic & Computer*	**2014**	**54**	**86**	**140**	**122**	**176**	**298**	**27**	**35**	**62**
			2013	40	49	89	104	131	235	36	69	105
		Kejuruteraan, Pembuatan & Pembinaan *Engineering, Manufacturing & Construction*	**2014**	**84**	**42**	**126**	**144**	**78**	**222**	**27**	**16**	**43**
			2013	46	30	76	100	57	157	67	14	81
22	Politeknik Hulu Terengganu, Terengganu	Sains Sosial, Perniagaan & Perundangan *Social Science, Business & Law*	**2014**	**9**	**49**	**58**	**33**	**214**	**247**	**9**	**42**	**51**
			2013	11	83	94	31	197	228	12	71	83
		Perkhidmatan *Services*	**2014**	**13**	**62**	**75**	**35**	**164**	**199**	**4**	**32**	**36**
			2013	14	48	62	29	121	150	6	38	44
23	Politeknik Kota Bharu, Kelantan	Sains Sosial, Perniagaan & Perundangan *Social Science, Business & Law*	**2014**	**122**	**438**	**560**	**315**	**1,161**	**1,476**	**132**	**399**	**531**
			2013	108	440	548	348	1,164	1,512	64	332	396
		Kejuruteraan, Pembuatan & Pembinaan *Engineering, Manufacturing & Construction*	**2014**	**1,153**	**447**	**1,600**	**3,557**	**1,351**	**4,908**	**490**	**261**	**751**
			2013	1,286	476	1,762	3,339	1,325	4,664	531	348	879
24	Politeknik Jeli, Kelantan	Pertanian & Veterinar *Agriculture & Veterinary*	**2014**	**116**	**150**	**266**	**148**	**187**	**335**	**0**	**0**	**0**
			2013	34	42	76	34	42	76	0	0	0
25	Politeknik Kuching, Sarawak	Sains Sosial, Perniagaan & Perundangan *Social Science, Business & Law*	**2014**	**84**	**312**	**396**	**223**	**751**	**974**	**51**	**144**	**195**
			2013	96	278	374	206	634	840	38	209	247
		Sains, Matematik & Komputer *Science, Mathematic & Computer*	**2014**	**137**	**178**	**315**	**322**	**363**	**685**	**18**	**42**	**60**
			2013	117	116	233	228	271	499	58	94	152
		Kejuruteraan, Pembuatan & Pembinaan *Engineering, Manufacturing & Construction*	**2014**	**837**	**371**	**1,208**	**2,266**	**965**	**3,231**	**322**	**134**	**456**
			2013	814	340	1,154	1,891	787	2,678	458	187	645
26	Politeknik Mukah, Sarawak	Sains Sosial, Perniagaan & Perundangan *Social Science, Business & Law*	**2014**	**57**	**251**	**308**	**151**	**646**	**797**	**32**	**137**	**169**
			2013	56	210	266	144	561	705	25	144	169
		Sains, Matematik & Komputer *Science, Mathematic & Computer*	**2014**	**129**	**160**	**289**	**215**	**277**	**492**	**31**	**27**	**58**
			2013	59	97	156	125	159	284	43	42	85
		Kejuruteraan, Pembuatan & Pembinaan *Engineering, Manufacturing & Construction*	**2014**	**321**	**162**	**483**	**942**	**389**	**1,331**	**142**	**71**	**213**
			2013	320	127	447	836	316	1,152	231	151	382

Jadual *Table* **4.3**

Bilangan Kemasukan, Enrolmen dan Keluaran (Sepenuh Masa) Mengikut Peringkat Pengajian Berdasarkan Politeknik (2013-2014)

Number of Students' Intake, Enrolment and Output (Full Time) by Field of Studies in Polytechnics (2013-2014)

Bil. *No.*	Politeknik *Polytechnics*	Bidang pengajian *Field of study*	Tahun *Year*	Kemasukan *Intake*			Enrolmen *Enrolment*			Keluaran *Output*		
				L / *M*	P / *F*	J / *T*	L / *M*	P / *F*	J / *T*	L / *M*	P / *F*	J / *T*
27	Politeknik Kota Kinabalu, Sabah	Sains Sosial, Perniagaan & Perundangan *Social Science, Business & Law*	**2014**	**92**	**293**	**385**	**207**	**670**	**877**	**91**	**259**	**350**
			2013	85	259	344	230	678	908	91	371	462
		Kejuruteraan, Pembuatan & Pembinaan *Engineering, Manufacturing & Construction*	**2014**	**658**	**256**	**914**	**1,748**	**685**	**2,433**	**583**	**272**	**855**
			2013	628	225	853	1,814	727	2,541	822	313	1,135
		Perkhidmatan *Services*	**2014**	**55**	**109**	**164**	**140**	**284**	**424**	**30**	**52**	**82**
			2013	64	103	167	125	246	371	38	88	126
28	Politeknik Sandakan, Sabah	Pertanian & Veterinar *Agriculture & Veterinary*	**2014**	**80**	**90**	**170**	**162**	**166**	**328**	**0**	**0**	**0**
			2013	70	61	131	88	78	166	0	0	0
		Perkhidmatan *Services*	**2014**	**18**	**92**	**110**	**19**	**90**	**109**	**33**	**62**	**95**
			2013	0	0	0	16	26	42	28	54	82
Politeknik METrO / *METrO Polytechnic*												
29	Politeknik METrO Kuala Lum-pur, Kuala Lumpur	Sains Sosial, Perniagaan & Perundangan *Social Science, Business & Law*	**2014**	**30**	**44**	**74**	**48**	**82**	**130**	**5**	**18**	**23**
			2013	14	28	42	23	56	79	9	13	22
		Perkhidmatan *Services*	**2014**	**31**	**40**	**71**	**93**	**126**	**219**	**0**	**0**	**0**
			2013	41	51	92	67	93	160	0	0	0
30	Politeknik METrO Kuantan, Pahang	Perkhidmatan *Services*	**2014**	**24**	**97**	**121**	**58**	**199**	**257**	**2**	**15**	**17**
			2013	25	63	88	40	123	163	0	0	0
31	Politeknik METrO Johor Bahru, Johor	Sains Sosial, Perniagaan & Perundangan *Social Science, Business & Law*	**2014**	**75**	**111**	**186**	**131**	**238**	**369**	**10**	**20**	**30**
			2013	43	82	125	73	150	223	0	0	0
32	Politeknik METrO Betong, Sarawak	Sains Sosial, Perniagaan & Perundangan *Social Science, Business & Law*	**2014**	**16**	**25**	**41**	**23**	**38**	**61**	**0**	**0**	**0**
			2013	8	14	22	8	14	22	0	0	0
		Perkhidmatan *Services*	**2014**	**19**	**43**	**62**	**24**	**53**	**77**	**0**	**0**	**0**
			2013	6	13	19	6	13	19	0	0	0
33	Politeknik METrO Tasek Gelugor, Pulau Pinang	Sains, Matematik & Komputer *Science, Mathematic & Computer*	**2014**	**32**	**14**	**46**	**50**	**23**	**73**	**0**	**0**	**0**
			2013	21	9	30	21	9	30	0	0	0

Bilangan Kemasukan, Enrolmen dan Keluaran (Sepenuh Masa) Mengikut Peringkat Pengajian Berdasarkan Politeknik (2013-2014)

Number of Students' Intake, Enrolment and Output (Full Time) by Field of Studies in Polytechnics (2013-2014)

Jadual *Table* **4.3**

Politeknik *Polytechnics*	**Bidang pengajian** *Field of study*	**Tahun** *Year*	**Kemasukan** *Intake*			**Enrolmen** *Enrolment*			**Keluaran** *Output*		
			L / *M*	**P / *F***	**J / *T***	**L / *M***	**P / *F***	**J / *T***	**L / *M***	**P / *F***	**J / *T***
Keseluruhan	**Sastera dan Kemanusiaan** *Arts & Humanities*	**2014**	**361**	**517**	**878**	**1,028**	**1,278**	**2,306**	**240**	**332**	**572**
		2013	386	475	861	1,080	1,313	2,393	143	271	414
	Sains Sosial, Perniagaan & Perundangan *Social Science, Business & Law*	**2014**	**1,944**	**6,267**	**8,211**	**4,910**	**16,461**	**21,371**	**1,560**	**5,450**	**7,010**
		2013	1,783	5,742	7,525	4,872	16,473	21,345	1,072	4,680	5,752
	Sains, Matematik & Komputer *Science, Mathematic & Computer*	**2014**	**1,430**	**1,787**	**3,217**	**3,493**	**4,363**	**7,856**	**672**	**1,042**	**1,714**
		2013	1,203	1,414	2,617	2,990	3,975	6,965	813	1,332	2,145
	Kejuruteraan, Pembuatan & Pembinaan *Engineering, Manufacturing & Construction*	**2014**	**12,887**	**6,147**	**19,034**	**37,638**	**16,203**	**53,841**	**8,214**	**3,906**	**12,120**
		2013	12,747	5,152	17,899	37,397	15,473	52,870	10,779	5,162	15,941
	Pertanian & Veterinar *Agriculture & Veterinary*	**2014**	**235**	**355**	**590**	**409**	**566**	**975**	**0**	**0**	**0**
		2013	145	188	333	184	224	408	0	0	0
	Perkhidmatan *Services*	**2014**	**613**	**1,755**	**2,368**	**1,645**	**4,187**	**5,832**	**477**	**1,288**	**1,765**
		2013	662	1,422	2,084	1,591	3,931	5,522	371	1,230	1,601
Jumlah / *Total*		**2014**	**17,470**	**16,828**	**34,298**	**49,123**	**43,058**	**92,181**	**11,163**	**12,018**	**23,181**
		2013	**16,926**	**14,393**	**31,319**	**48,114**	**41,389**	**89,503**	**13,178**	**12,675**	**25,853**

Jadual *Table* **4.4**

Bilangan Kemasukan, Enrolmen dan Keluaran Separuh Masa Mengikut Jantina Berdasarkan Politeknik (2013-2014)

Number of Part Time Students' Intake, Enrolment and Output by Gender in Polytechnics (2013-2014)

Bil. *No.*	Politeknik *Polytechnics*	Tahun *Year*	Kaedah Separuh Masa / *Part Time*								
			Kemasukan *Intake*			Enrolmen *Enrolment*			Keluaran *Output*		
			L / M	P / F	J / T	L / M	P / F	J / T	L / M	P / F	J / T
Politeknik Premier / *Premier Polytechnic*											
1	Politeknik Ungku Omar, Perak	2014	4	4	8	103	46	149	4	4	8
		2013	72	20	92	135	53	188	5	2	7
2	Politeknik Sultan Salahuddin Abdul Aziz Shah, Selangor	2014	29	1	30	258	64	322	19	5	24
		2013	58	17	75	248	69	317	2	2	4
3	Politeknik Ibrahim Sultan, Johor	2014	0	0	0	40	10	50	16	2	18
		2013	0	0	0	56	12	68	12	1	13
Politeknik Konvensional / *Conventional Polytechnic*											
4	Politeknik Seberang Perai, Pulau Pinang	**2014**	**0**	**0**	**0**	**29**	**8**	**37**	**9**	**0**	**9**
		2013	0	0	0	43	10	53	6	9	15
5	Politeknik Sultan Abdul Halim Mu`adzam Shah, Kedah	**2014**	**10**	**1**	**11**	**63**	**14**	**77**	**9**	**0**	**9**
		2013	22	2	24	72	14	86	9	15	24
6	Politeknik Tuanku Sultanah Bahiyah, Kedah	**2014**	**10**	**0**	**10**	**208**	**7**	**215**	**0**	**0**	**0**
		2013	25	3	28	191	14	205	0	0	0
7	Politeknik Sultan Azlan Shah, Perak	**2014**	**24**	**0**	**24**	**29**	**3**	**32**	**5**	**0**	**5**
		2013	0	0	0	5	3	8	0	0	0
8	Politeknik Port Dickson, Negeri Sembilan	**2014**	**22**	**1**	**23**	**100**	**28**	**128**	**0**	**0**	**0**
		2013	26	13	39	78	27	105	0	0	0
9	Politeknik Merlimau, Melaka	**2014**	**19**	**5**	**24**	**147**	**24**	**171**	**33**	**16**	**49**
		2013	34	10	44	179	40	219	24	2	26
10	Politeknik Sultan Haji Ahmad Shah, Pahang	**2014**	**0**	**0**	**0**	**55**	**12**	**67**	**4**	**0**	**4**
		2013	0	0	0	67	15	82	0	0	0
11	Politeknik Sultan Mizan Zainal Abidin, Terengganu	**2014**	**7**	**0**	**7**	**48**	**5**	**53**	**11**	**0**	**11**
		2013	8	0	8	50	5	55	15	11	26
12	Politeknik Kota Bharu, Kelantan	**2014**	**0**	**0**	**0**	**4**	**1**	**5**	**2**	**0**	**2**
		2013	0	0	0	0	0	0	0	0	0
13	Politeknik Kuching, Sarawak	**2014**	**0**	**0**	**0**	**45**	**21**	**66**	**0**	**0**	**0**
		2013	31	3	34	52	21	73	4	2	6
14	Politeknik Kota Kinabalu, Sabah	**2014**	**4**	**2**	**6**	**71**	**16**	**87**	**7**	**2**	**9**
		2013	3	0	3	90	21	111	4	0	4
Politeknik METrO / METrO Polytechnic											
15	Politeknik METrO Johor Bahru, Johor	**2014**	**5**	**0**	**5**	**5**	**0**	**5**	**0**	**0**	**0**
		2013	0	0	0	0	0	0	0	0	0
Jumlah / Total		**2014**	**134**	**14**	**148**	**1,205**	**259**	**1,464**	**119**	**29**	**148**
		2013	**279**	**68**	**347**	**1,266**	**304**	**1,570**	**81**	**44**	**125**

Nota :
Kaedah Pengajian Separuh Masa adalah kaedah pengajian yang dilaksanakan di luar waktu bekerja atau pada hujung minggu dan penyertaan biasanya dari golongan bekerja dengan tempoh minimum pengajian 8 semester. Kurikulum dan pelaksanaannya adalah sama seperti kaedah sepenuh masa.
Note :
Part time mode of study conducted after office hours, during weekend with minimum 8 semester. The curricular and implementation of study follow the full time programmes.

Jadual *Table* **4.5**

Bilangan Staf Akademik Berdasarkan Tahap Kelulusan Tertinggi dan Jantina Mengikut Politeknik (2013-2014)

Number of Academic Staff by Highest Qualification Level and Gender in Polytechnics (2013-2014)

Bil. *No.*	Politeknik *Polytechnics*	Tahap kelulusan *Qualifications*	Tahun *Year*	Staf akademik *Academics Staff*		
				L / *M*	P / *F*	J / *T*
Politeknik Premier / *Premier Polytechnic*						
1	**Politeknik Ungku Omar, Perak (PUO)**	Ph.D / Ph. D	**2014**	**7**	**6**	**13**
			2013	6	6	12
		Sarjana / Master	**2014**	**93**	**109**	**202**
			2013	85	102	187
		Sarjana Muda / Bachelor	**2014**	**128**	**188**	**316**
			2013	137	207	344
		Diploma / Diploma	**2014**	**31**	**23**	**54**
			2013	36	27	63
2	**Politeknik Sultan Salahuddin Abdul Aziz Shah, Selangor (PSA)**	Ph.D / Ph. D	**2014**	**1**	**7**	**8**
			2013	3	6	9
		Sarjana / Master	**2014**	**35**	**141**	**176**
			2013	36	143	179
		Sarjana Muda / Bachelor	**2014**	**43**	**116**	**159**
			2013	49	121	170
		Diploma / Diploma	**2014**	**14**	**15**	**29**
			2013	15	16	31
3	**Politeknik Ibrahim Sultan, Johor (PIS)**	Ph.D / Ph. D	**2014**	**1**	**3**	**4**
			2013	3	1	4
		Sarjana / Master	**2014**	**45**	**97**	**142**
			2013	43	103	146
		Sarjana Muda / Bachelor	**2014**	**82**	**137**	**219**
			2013	93	168	261
		Diploma / Diploma	**2014**	**13**	**13**	**26**
			2013	21	13	34
Politeknik Konvensional / *Conventional Polytechnic*						
4	**Politeknik Seberang Perai, Pulau Pinang (PSP)**	**Ph.D** / *Ph. D*	**2014**	**1**	**3**	**4**
			2013	0	1	1
		Sarjana / *Master*	**2014**	**50**	**82**	**132**
			2013	52	89	141
		Sarjana Muda / *Bachelor*	**2014**	**63**	**119**	**182**
			2013	63	130	193
		Diploma / *Diploma*	**2014**	**12**	**6**	**18**
			2013	14	9	23
5	**Politeknik Balik Pulau, Pulau Pinang (PBU)**	**Ph.D** / *Ph. D*	**2014**	**1**	**0**	**1**
			2013	0	0	0
		Sarjana / Master	**2014**	**3**	**8**	**11**
			2013	2	4	6
		Sarjana Muda / Bachelor	**2014**	**10**	**19**	**29**
			2013	7	18	25
		Diploma / Diploma	**2014**	**0**	**0**	**0**
			2013	0	0	0

Bilangan Staf Akademik Berdasarkan Tahap Kelulusan Tertinggi dan Jantina Mengikut Politeknik (2013-2014)

Number of Academic Staff by Highest Qualification Level and Gender in Polytechnics (2013-2014)

Jadual *Table* **4.5**

Bil. *No.*	Politeknik *Polytechnics*	Tahap kelulusan *Qualifications*	Tahun *Year*	Staf akademik / *Academics Staff*		
				L / *M*	P / *F*	J / *T*
6	Politeknik Sultan Abdul Halim Mu'adzam Shah, Kedah (POLIMAS)	**Ph.D** / Ph. D	**2014**	**3**	**0**	**3**
			2013	2	0	2
		Sarjana / Master	**2014**	**60**	**87**	**147**
			2013	55	82	137
		Sarjana Muda / Bachelor	**2014**	**126**	**130**	**256**
			2013	141	139	280
		Diploma / Diploma	**2014**	**19**	**8**	**27**
			2013	21	7	28
7	Politeknik Tuanku Sultanah Bahiyah, Kedah (PTSB)	**Ph.D** / Ph. D	**2014**	**2**	**0**	**2**
			2013	1	0	1
		Sarjana / Master	**2014**	**41**	**82**	**123**
			2013	39	77	116
		Sarjana Muda / Bachelor	**2014**	**73**	**97**	**170**
			2013	70	104	174
		Diploma / Diploma	**2014**	**9**	**14**	**23**
			2013	13	17	30
8	Politeknik Tuanku Syed Sirajuddin, Perlis (PTSS)	**Ph.D** / Ph. D	**2014**	**0**	**1**	**1**
			2013	0	0	0
		Sarjana / Master	**2014**	**36**	**46**	**82**
			2013	32	39	71
		Sarjana Muda / Bachelor	**2014**	**76**	**119**	**195**
			2013	78	121	199
		Diploma / Diploma	**2014**	**3**	**4**	**7**
			2013	6	7	13
9	Politeknik Sultan Azlan Shah, Perak (PSAS)	**Ph.D** / Ph. D	**2014**	**0**	**1**	**1**
			2013	0	1	1
		Sarjana / Master	**2014**	**32**	**67**	**99**
			2013	34	81	115
		Sarjana Muda / Bachelor	**2014**	**64**	**125**	**189**
			2013	69	126	195
		Diploma / Diploma	**2014**	**16**	**6**	**22**
			2013	21	11	32
10	Politeknik Sultan Idris Shah, Selangor (PSIS)	**Ph.D** / Ph. D	**2014**	**1**	**0**	**1**
			2013	1	0	1
		Sarjana / Master	**2014**	**36**	**63**	**99**
			2013	41	58	99
		Sarjana Muda / Bachelor	**2014**	**67**	**116**	**183**
			2013	74	122	196
		Diploma / Diploma	**2014**	**8**	**9**	**17**
			2013	8	12	20
11	Politeknik Banting, Selangor (PBS)	**Ph.D** / Ph. D	**2014**	**0**	**1**	**1**
			2013	0	1	1
		Sarjana / Master	**2014**	**11**	**15**	**26**
			2013	5	8	13
		Sarjana Muda / Bachelor	**2014**	**12**	**23**	**35**
			2013	3	14	17
		Diploma / Diploma	**2014**	**0**	**1**	**1**
			2013	0	3	3

Jadual *Table* **4.5**

Bilangan Staf Akademik Berdasarkan Tahap Kelulusan Tertinggi dan Jantina Mengikut Politeknik (2013-2014)

Number of Academic Staff by Highest Qualification Level and Gender in Polytechnics (2013-2014)

Bil. *No.*	Politeknik *Polytechnics*	Tahap kelulusan *Qualifications*	Tahun *Year*	Staf akademik / *Academics Staff*		
				L / *M*	P / *F*	J / *T*
12	Politeknik Port Dickson, Negeri Sembilan (PPD)	**Ph.D** / *Ph. D*	**2014**	**2**	**0**	**2**
			2013	2	0	2
		Sarjana / *Master*	**2014**	**37**	**86**	**123**
			2013	39	93	132
		Sarjana Muda / *Bachelor*	**2014**	**72**	**108**	**180**
			2013	74	115	189
		Diploma / *Diploma*	**2014**	**24**	**14**	**38**
			2013	27	13	40
13	Politeknik Nilai, Negeri Sembilan (PNS)	**Ph.D** / *Ph. D*	**2014**	**0**	**1**	**1**
			2013	0	1	1
		Sarjana / *Master*	**2014**	**10**	**27**	**37**
			2013	8	13	21
		Sarjana Muda / *Bachelor*	**2014**	**20**	**45**	**65**
			2013	7	18	25
		Diploma / *Diploma*	**2014**	**1**	**2**	**3**
			2013	0	2	2
14	Politeknik Merlimau, Melaka (PMM)	**Ph.D** / *Ph. D*	**2014**	**1**	**0**	**1**
			2013	1	0	1
		Sarjana / *Master*	**2014**	**60**	**98**	**158**
			2013	59	93	152
		Sarjana Muda / *Bachelor*	**2014**	**77**	**141**	**218**
			2013	80	143	223
		Diploma / *Diploma*	**2014**	**11**	**4**	**15**
			2013	13	8	21
15	Politeknik Melaka, Melaka (PMK)	**Sarjana** / *Master*	**2014**	**24**	**38**	**62**
			2013	25	37	62
		Sarjana Muda / *Bachelor*	**2014**	**37**	**50**	**87**
			2013	34	55	89
		Diploma / *Diploma*	**2014**	**4**	**5**	**9**
			2013	4	6	10
16	Politeknik Mersing, Johor (PMJ)	**Ph.D** / *Ph. D*	**2014**	**0**	**1**	**1**
			2013	0	0	0
		Sarjana / *Master*	**2014**	**8**	**11**	**19**
			2013	3	4	7
		Sarjana Muda / *Bachelor*	**2014**	**22**	**30**	**52**
			2013	7	14	21
		Diploma / *Diploma*	**2014**	**1**	**4**	**5**
			2013	0	3	3
17	Politeknik Pagoh, Johor (PPJ)	**Sarjana** / *Master*	**2014**	**3**	**4**	**7**
			2013	0	0	0
		Sarjana Muda / *Bachelor*	**2014**	**3**	**7**	**10**
			2013	0	0	0
18	Politeknik Sultan Haji Ahmad Shah, Pahang (POLISAS)	**Ph.D** / *Ph. D*	**2014**	**2**	**2**	**4**
			2013	1	2	3
		Sarjana / *Master*	**2014**	**57**	**87**	**144**
			2013	53	86	139
		Sarjana Muda / *Bachelor*	**2014**	**109**	**185**	**294**
			2013	135	212	347
		Diploma / *Diploma*	**2014**	**23**	**18**	**41**
			2013	24	24	48

Bilangan Staf Akademik Berdasarkan Tahap Kelulusan Tertinggi dan Jantina Mengikut Politeknik (2013-2014)

Number of Academic Staff by Highest Qualification Level and Gender in Polytechnics (2013-2014)

Jadual *Table* **4.5**

Bil. *No.*	Politeknik Polytechnics	Tahap kelulusan *Qualifications*	Tahun *Year*	Staf akademik / *Academics Staff*		
				L / *M*	P / *F*	J / *T*
19	Politeknik Muadzam Shah, Pahang (PMS)	Sarjana / *Master*	**2014**	**15**	**24**	**39**
			2013	11	20	31
		Sarjana Muda / *Bachelor*	**2014**	**43**	**56**	**99**
			2013	36	54	90
		Diploma / *Diploma*	**2014**	**6**	**1**	**7**
			2013	5	1	6
20	Politeknik Kuala Terengganu, Terengganu (PKT)	Sarjana / *Master*	**2014**	**10**	**11**	**21**
			2013	11	13	24
		Sarjana Muda / *Bachelor*	**2014**	**25**	**31**	**56**
			2013	26	31	57
		Diploma / *Diploma*	**2014**	**3**	**1**	**4**
			2013	3	1	4
21	Politeknik Sultan Mizan Zainal Abidin, Terengganu (PSMZA)	Sarjana / *Master*	**2014**	**51**	**59**	**110**
			2013	47	57	104
		Sarjana Muda / *Bachelor*	**2014**	**106**	**122**	**228**
			2013	113	129	242
		Diploma / *Diploma*	**2014**	**21**	**12**	**33**
			2013	22	14	36
22	Politeknik Hulu Terengganu, Terengganu (PHT)	Sarjana / *Master*	**2014**	**5**	**6**	**11**
			2013	3	7	10
		Sarjana Muda / *Bachelor*	**2014**	**8**	**21**	**29**
			2013	7	20	27
		Diploma / *Diploma*	**2014**	**0**	**0**	**0**
			2013	0	0	0
23	Politeknik Kota Bharu, Kelantan (PKB)	Ph.D / *Ph. D*	**2014**	**1**	**0**	**1**
			2013	1	0	1
		Sarjana / *Master*	**2014**	**80**	**74**	**154**
			2013	82	76	158
		Sarjana Muda / *Bachelor*	**2014**	**130**	**124**	**254**
			2013	144	128	272
		Diploma / *Diploma*	**2014**	**19**	**18**	**37**
			2013	25	20	45
24	Politeknik Jeli, Kelantan (PJK)	Sarjana / *Master*	**2014**	**11**	**3**	**14**
			2013	9	3	12
		Sarjana Muda / *Bachelor*	**2014**	**8**	**12**	**20**
			2013	4	2	6
		Diploma / *Diploma*	**2014**	**0**	**0**	**0**
			2013	1	0	1
25	Politeknik Kuching, Sarawak (PKS)	Ph.D / *Ph. D*	**2014**	**1**	**1**	**2**
			2013	0	1	1
		Sarjana / *Master*	**2014**	**62**	**43**	**105**
			2013	49	34	83
		Sarjana Muda / *Bachelor*	**2014**	**120**	**128**	**248**
			2013	138	148	286
		Diploma / *Diploma*	**2014**	**13**	**1**	**14**
			2013	15	4	19

Jadual *Table* **4.5**

Bilangan Staf Akademik Berdasarkan Tahap Kelulusan Tertinggi dan Jantina Mengikut Politeknik (2013-2014)

Number of Academic Staff by Highest Qualification Level and Gender in Polytechnics (2013-2014)

Bil. *No.*	Politeknik *Polytechnics*	Tahap kelulusan *Qualifications*	Tahun *Year*	Staf akademik / *Academics Staff*		
				L / *M*	P / *F*	J / *T*
26	Politeknik Mukah, Sarawak (PMU)	**Sarjana /** Master	**2014**	**16**	**18**	**34**
			2013	19	19	38
		Sarjana Muda / Bachelor	**2014**	**78**	**72**	**150**
			2013	80	81	161
		Diploma / Diploma	**2014**	**4**	**5**	**9**
			2013	6	5	11
27	Politeknik Kota Kinabalu, Sabah (PKK)	**Ph.D /** Ph. D	**2014**	**1**	**1**	**2**
			2013	1	1	2
		Sarjana / Master	**2014**	**44**	**49**	**93**
			2013	32	49	81
		Sarjana Muda / Bachelor	**2014**	**102**	**116**	**218**
			2013	112	116	228
		Diploma / Diploma	**2014**	**15**	**4**	**19**
			2013	16	5	21
28	Politeknik Sandakan, Sabah (PSS)	**Sarjana /** Master	**2014**	**6**	**7**	**13**
			2013	4	4	8
		Sarjana Muda / Bachelor	**2014**	**12**	**5**	**17**
			2013	9	6	15
		Diploma / Diploma	**2014**	**0**	**0**	**0**
			2013	0	0	0
Politeknik METrO / METrO Polytechnic						
29	Politeknik METrO Kuala Lumpur (PMKL)	**Sarjana /** Master	**2014**	**2**	**5**	**7**
			2013	2	4	6
		Sarjana Muda / Bachelor	**2014**	**6**	**14**	**20**
			2013	5	3	8
		Diploma / Diploma	**2014**	**0**	**0**	**0**
			2013	0	0	0
30	Politeknik METrO Kuantan, Pahang (PMKU)	**Sarjana /** Master	**2014**	**5**	**5**	**10**
			2013	2	4	6
		Sarjana Muda / Bachelor	**2014**	**5**	**11**	**16**
			2013	2	7	9
		Diploma / Diploma	**2014**	**0**	**0**	**0**
			2013	0	0	0
31	Politeknik METrO Johor Bharu, Johor (PMJB)	**Sarjana /** Master	**2014**	**1**	**9**	**10**
			2013	1	8	9
		Sarjana Muda / Bachelor	**2014**	**3**	**10**	**13**
			2013	2	3	5
		Diploma / Diploma	**2014**	**0**	**0**	**0**
			2013	0	0	0
32	Politeknik METro Betong, Sarawak (PMBS)	**Sarjana /** Master	**2014**	**1**	**1**	**2**
			2013	1	1	2
		Sarjana Muda / Bachelor	**2014**	**5**	**6**	**11**
			2013	3	7	10
		Diploma / Diploma	**2014**	**0**	**0**	**0**
			2013	0	0	0

Bilangan Staf Akademik Berdasarkan Tahap Kelulusan Tertinggi dan Jantina Mengikut Politeknik (2013-2014)

Number of Academic Staff by Highest Qualification Level and Gender in Polytechnics (2013-2014)

Jadual *Table* **4.5**

Bil. *No.*	Politeknik *Polytechnics*	Tahap kelulusan *Qualifications*	Tahun *Year*	Staf akademik / *Academics Staff*		
				L / *M*	P / *F*	J / *T*
33	Politeknik METro Tasek Gelugor, Pulau Pinang (PMTG)	Sarjana / *Master*	2014	4	6	10
			2013	2	5	7
		Sarjana Muda / *Bachelor*	2014	3	4	7
			2013	2	1	3
		Diploma / *Diploma*	2014	1	1	2
			2013	0	0	0
KESELURUHAN		Ph.D / *Ph. D*	2014	25	28	53
			2013	22	21	43
		Sarjana / *Master*	2014	954	1468	2422
			2013	886	1416	2302
		Sarjana Muda / *Bachelor*	2014	1738	2487	4225
			2013	1804	2563	4367
		Diploma / *Diploma*	2014	271	189	460
			2013	316	228	544
Jumlah / Total			2014	2988	4172	7160
			2013	3028	4228	7256

Bilangan Staf Akademik yang Sedang Melanjutkan Pengajian Dengan Tajaan Mengikut Peringkat Pengajian Berdasarkan Politeknik (2013-2014)

Number of Academics Staff Pursuing Studies with Sponsorship by Level of Studies According to Polytechnics (2013-2014)

Jadual *Table* **4.6**

Bil. *No.*	Politeknik *Polytechnics*	Tajaan / *Scholarship*									
		Tahun / Year	Ph.D / *Ph.D*			Sarjana / *Master*			Keseluruhan / *Total*		
			L / *M*	P / *F*	J / *T*	L / *M*	P / *F*	J / *T*	L / *M*	P / *F*	J / *T*
1	Politeknik Ungku Omar, Perak (PUO)	**2014**	**5**	**7**	**12**	**1**	**6**	**7**	**6**	**13**	**19**
		2013	11	8	19	2	5	7	13	13	26
2	Politeknik Sultan Salahuddin Abdul Aziz Shah, Selangor	**2014**	**7**	**13**	**20**	**2**	**3**	**5**	**9**	**16**	**25**
		2013	4	20	24	3	11	14	7	31	38
3	Politeknik Ibrahim Sultan, Johor	**2014**	**8**	**9**	**17**	**2**	**4**	**6**	**10**	**13**	**23**
		2013	6	6	12	1	2	3	7	8	15
4	Politeknik Seberang Perai, Pulau Pinang	**2014**	**5**	**6**	**11**	**2**	**3**	**5**	**7**	**9**	**16**
		2013	7	7	14	0	3	3	7	10	17
5	Politeknik Sultan Abdul Halim Mu'adzam Shah, Kedah	**2014**	**2**	**4**	**6**	**2**	**1**	**3**	**4**	**5**	**9**
		2013	4	4	8	1	1	2	5	5	10
6	Politeknik Tuanku Sultanah Bahiyah, Kedah	**2014**	**5**	**5**	**10**	**3**	**4**	**7**	**8**	**9**	**17**
		2013	4	3	7	0	1	1	4	4	8
7	Politeknik Tuanku Syed Sirajuddin, Perlis	**2014**	**2**	**4**	**6**	**3**	**2**	**5**	**5**	**6**	**11**
		2013	4	1	5	1	2	3	5	3	8
8	Politeknik Sultan Azlan Shah, Perak	**2014**	**1**	**4**	**5**	**1**	**0**	**1**	**2**	**4**	**6**
		2013	1	3	4	1	1	2	2	4	6
9	Politeknik Sultan Idris Shah, Selangor	**2014**	**2**	**2**	**4**	**2**	**3**	**5**	**4**	**5**	**9**
		2013	0	0	0	0	0	0	0	0	0
10	Politeknik Port Dickson, Negeri Sembilan	**2014**	**2**	**9**	**11**	**1**	**1**	**2**	**3**	**10**	**13**
		2013	1	5	6	0	1	1	1	6	7
11	Politeknik Nilai, Negeri Sembilan	**2014**	**0**	**0**	**0**	**1**	**1**	**2**	**1**	**1**	**2**
		2013	0	0	0	0	0	0	0	0	0
12	Politeknik Merlimau, Melaka	**2014**	**3**	**7**	**10**	**4**	**5**	**9**	**7**	**12**	**19**
		2013	3	5	8	1	5	6	4	10	14
13	Politeknik Melaka, Melaka	**2014**	**2**	**2**	**4**	**2**	**3**	**5**	**4**	**5**	**9**
		2013	0	2	2	1	0	1	1	2	3
14	Politeknik Mersing, Johor	**2014**	**0**	**0**	**0**	**0**	**0**	**0**	**0**	**0**	**0**
		2013	0	1	1	0	0	0	0	1	1
15	Politeknik Sultan Haji Ahmad Shah, Pahang	**2014**	**3**	**3**	**6**	**1**	**4**	**5**	**4**	**7**	**11**
		2013	8	7	15	0	2	2	8	9	17
16	Politeknik Kuala Terengganu, Terengganu	**2014**	**0**	**0**	**0**	**0**	**1**	**1**	**0**	**1**	**1**
		2013	1	1	2	0	0	0	1	1	2
17	Politeknik Sultan Mizan Zainal Abidin,	**2014**	**1**	**1**	**2**	**1**	**0**	**1**	**2**	**1**	**3**
		2013	0	0	0	0	0	0	0	0	0
18	Politeknik Kota Bharu, Kelantan	**2014**	**0**	**1**	**1**	**0**	**0**	**0**	**0**	**1**	**1**
		2013	3	2	5	0	0	0	3	2	5
19	Politeknik Jeli, Kelantan	**2014**	**0**	**0**	**0**	**0**	**0**	**0**	**0**	**0**	**0**
		2013	1	0	1	0	0	0	1	0	1
20	Politeknik Kuching, Sarawak	**2014**	**3**	**4**	**7**	**1**	**6**	**7**	**4**	**10**	**14**
		2013	2	1	3	2	1	3	4	2	6
21	Politeknik Mukah, Sarawak	**2014**	**0**	**1**	**1**	**1**	**1**	**2**	**1**	**2**	**3**
		2013	0	1	1	0	0	0	0	1	1
22	Politeknik Kota Kinabalu, Sabah	**2014**	**1**	**5**	**6**	**0**	**0**	**0**	**1**	**5**	**6**
		2013	2	3	5	0	0	0	2	3	5
Jumlah / Total		2014	**52**	**87**	**139**	**30**	**48**	**78**	**82**	**135**	**217**
		2013	62	80	142	13	35	48	75	115	190

Bilangan Staf Akademik yang Sedang Melanjutkan Pengajian Tanpa Tajaan Mengikut Peringkat Pengajian Berdasarkan Politeknik (2013-2014)

Number of Academics Staff Pursuing Studies without Sponsorship by Level of Studies According to Polytechnics (2013-2014)

Jadual *Table* **4.6**

Bil. *No.*	Politeknik *Polytechnics*	Tahun *Year*	Sendiri / *Self Sponsored*											
			Ph.D / *Ph.D*			Sarjana / *Master*			Sarjana Muda / *Bachelor*			Keseluruhan / *Total*		
			L / *M*	P / *F*	J / T	L / *M*	P / *F*	J / T	L / *M*	P / *F*	J / T	L / *M*	P / *F*	J / T
1	Politeknik Ungku Omar, Perak	2014	0	0	0	2	1	3	0	1	1	2	2	4
		2013	0	0	0	27	38	65	0	0	0	27	38	65
2	Politeknik Sultan Salahuddin Abdul Aziz Shah, Selangor	2014	0	0	0	0	2	2	0	0	0	0	2	2
		2013	1	0	1	2	3	5	0	0	0	3	3	6
3	Politeknik Ibrahim Sultan, Johor	2014	0	1	1	0	0	0	0	0	0	0	1	1
		2013	0	0	0	3	4	7	0	0	0	3	4	7
4	Politeknik Seberang Perai, Pulau Pinang	2014	0	0	0	0	0	0	0	0	0	0	0	0
		2013	0	0	0	0	1	1	0	0	0	0	1	1
5	Politeknik Balik Pulau, Pulau Pinang	2014	0	0	0	0	2	2	0	0	0	0	2	2
		2013	0	0	0	0	2	2	0	0	0	0	2	2
6	Politeknik Sultan Abdul Halim Mu'adzam Shah, Kedah	2014	0	0	0	1	0	1	0	0	0	1	0	1
		2013	0	0	0	0	2	2	0	0	0	0	2	2
7	Politeknik Tuanku Sultanah Bahiyah, Kedah	2014	0	1	1	0	1	1	0	0	0	0	2	2
		2013	0	0	0	0	0	0	0	0	0	0	0	0
8	Politeknik Tuanku Syed Sirajuddin, Perlis	2014	0	0	0	0	0	0	0	0	0	0	0	0
		2013	0	0	0	1	0	1	0	0	0	1	0	1
9	Politeknik Sultan Azlan Shah, Perak	2014	0	0	0	0	0	0	0	0	0	0	0	0
		2013	0	1	1	0	1	1	1	1	2	1	3	4
10	Politeknik Sultan Idris Shah, Selangor	2014	0	0	0	1	0	1	0	0	0	1	0	1
		2013	0	0	0	0	0	0	0	0	0	0	0	0
11	Politeknik Port Dickson, Negeri Sembilan	2014	0	0	0	0	2	2	0	0	0	0	2	2
		2013	0	0	0	0	0	0	1	0	1	1	0	1
12	Politeknik Nilai, Negeri Sembilan	2014	0	0	0	1	0	1	1	0	1	2	0	2
		2013	0	0	0	0	0	0	0	0	0	0	0	0
13	Politeknik Merlimau, Melaka	2014	0	0	0	0	0	0	0	0	0	0	0	0
		2013	0	0	0	6	6	12	0	0	0	6	6	12
14	Politeknik Melaka, Melaka	2014	0	0	0	0	0	0	0	0	0	0	0	0
		2013	0	0	0	0	3	3	0	0	0	0	3	3
15	Politeknik Mersing, Johor	2014	0	0	0	0	0	0	0	0	0	0	0	0
		2013	0	0	0	1	0	1	0	0	0	1	0	1
16	Politeknik Sultan Haji Ahmad Shah, Pahang	2014	0	1	1	0	0	0	0	0	0	0	1	1
		2013	0	0	0	0	0	0	0	0	0	0	0	0
17	Politeknik Muadzam Shah, Pahang	2014	0	0	0	1	6	7	0	0	0	1	6	7
		2013	0	0	0	0	0	0	0	0	0	0	0	0
18	Politeknik Kuala Terengganu, Terengganu	2014	0	0	0	0	0	0	0	0	0	0	0	0
		2013	0	0	0	0	1	1	0	0	0	0	1	1
19	Politeknik Sultan Mizan Zainal Abidin, Terengganu	2014	2	0	2	0	0	0	0	0	0	2	0	2
		2013	0	1	1	0	1	1	0	0	0	0	2	2
20	Politeknik Hulu Terengganu, Terengganu	2014	0	0	0	0	0	0	0	0	0	0	0	0
		2013	0	0	0	0	2	2	0	0	0	0	2	2
21	Politeknik Kota Bharu, Kelantan	2014	0	0	0	0	1	1	0	0	0	0	1	1
		2013	1	0	1	0	4	4	0	0	0	1	4	5
22	Politeknik Kuching, Sarawak	2014	0	0	0	4	5	9	0	0	0	4	5	9
		2013	0	0	0	12	12	24	0	0	0	12	12	24
23	Politeknik Mukah, Sarawak	2014	0	0	0	0	0	0	0	0	0	0	0	0
		2013	0	0	0	0	1	1	0	0	0	0	1	1
24	Politeknik Kota Kinabalu, Sabah	2014	0	0	0	0	0	0	1	0	1	1	0	1
		2013	0	0	0	0	4	4	0	0	0	0	4	4
	Jumlah / *Total*	2014	2	3	5	10	20	30	2	1	3	14	24	38
		2013	2	2	4	52	83	135	2	1	3	56	86	142

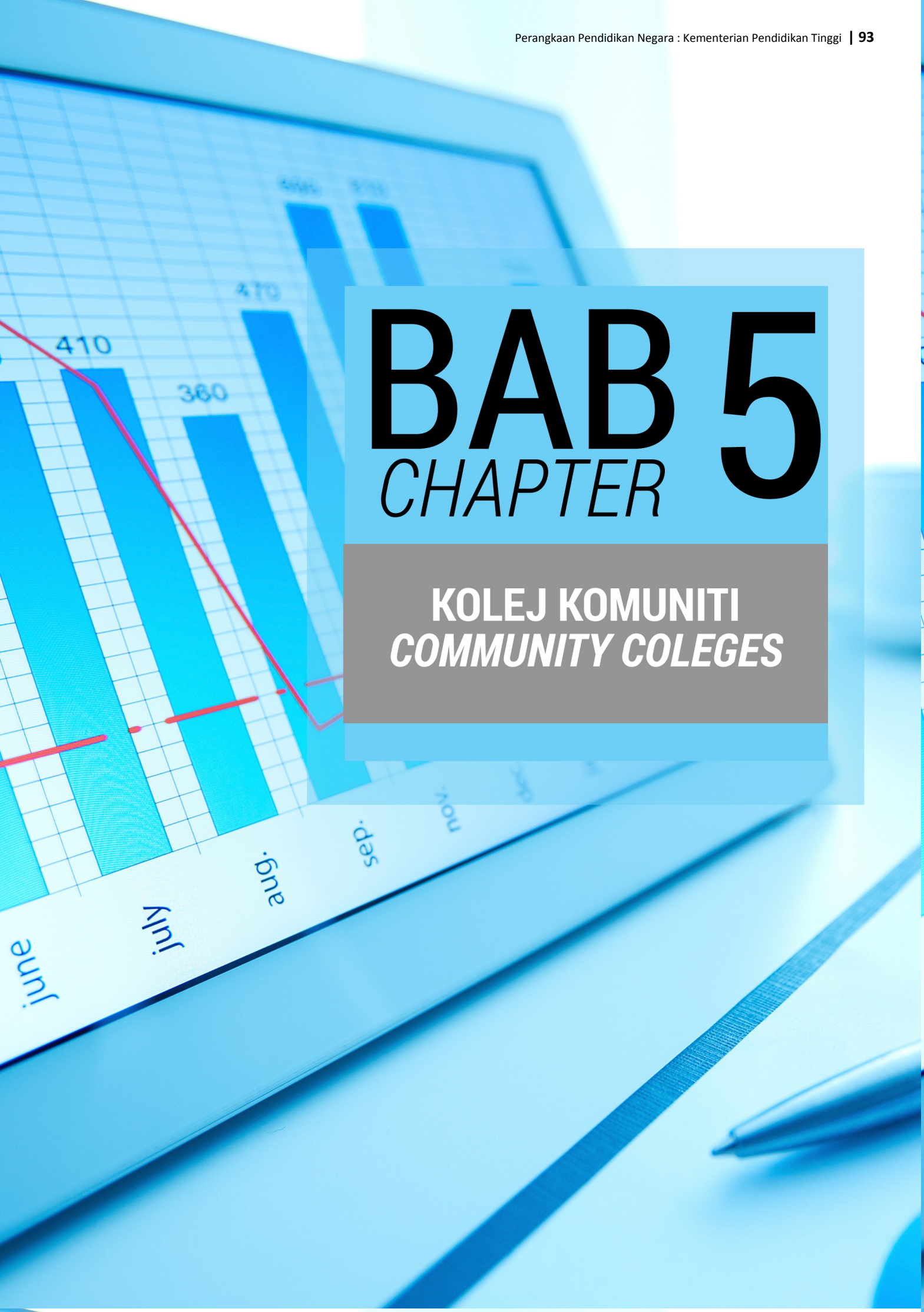

BAB 5
CHAPTER

KOLEJ KOMUNITI
COMMUNITY COLEGES

Jadual *Table* **5.1**

Bilangan Kemasukan, Enrolmen dan Keluaran Mengikut Jantina Berdasarkan Kolej Komuniti (2013 - 2014)

Number of Students' Intake, Enrolment and Output by Gender in Community Colleges (2013 - 2014)

Bil. *No.*	Kolej Komuniti *Community Colleges*	Tahun *Year*	Kemasukan *Intake*			Enrolmen *Enrolment*			Keluaran *Output*		
			L / *M*	P / *F*	J / *T*	L / *M*	P / *F*	J / *T*	L / *M*	P / *F*	J / *T*
1	Kolej Komuniti Arau, Perlis	**2014**	**244**	**225**	**469**	**292**	**314**	**606**	**141**	**130**	**271**
		2013	585	363	948	410	287	697	430	279	709
2	Kolej Komuniti Bandar Darulaman, Kedah	**2014**	**271**	**161**	**432**	**512**	**153**	**665**	**195**	**74**	**269**
		2013	1,000	226	1,226	717	188	905	937	214	1,151
3	Kolej Komuniti Sungai Petani, Kedah	**2014**	**206**	**156**	**362**	**250**	**255**	**505**	**82**	**97**	**179**
		2013	580	482	1,062	392	311	703	783	629	1,412
4	Kolej Komuniti Langkawi @ Langkawi Tourism Academy , Kedah	**2014**	**151**	**87**	**238**	**184**	**183**	**367**	**65**	**72**	**137**
		2013	210	223	433	144	153	297	301	372	673
5	Kolej Komuniti Kulim, Kedah	**2014**	**80**	**85**	**165**	**57**	**138**	**195**	**34**	**102**	**136**
		2013	101	297	398	70	213	283	95	307	402
6	Kolej Komuniti Baling, Kedah	**2014**	**82**	**87**	**169**	**33**	**173**	**206**	**6**	**71**	**77**
		2013	96	313	409	69	237	306	68	205	273
7	Kolej Komuniti Bandar Baharu, Kedah	**2014**	**37**	**14**	**51**	**71**	**0**	**71**	**31**	**0**	**31**
		2013	147	0	147	141	0	141	195	0	195
8	Kolej Komuniti Jerai, Kedah	**2014**	**25**	**18**	**43**	**23**	**36**	**59**	**7**	**14**	**21**
		2013	45	30	75	45	25	70	48	28	76
9	Kolej Komuniti Padang Terap, Kedah	**2014**	**65**	**38**	**103**	**116**	**55**	**171**	**10**	**13**	**23**
		2013	83	29	112	73	29	102	34	0	34
10	Kolej Komuniti Kepala Batas, Pulau Pinang	**2014**	**137**	**117**	**254**	**332**	**61**	**393**	**127**	**44**	**171**
		2013	680	153	833	506	96	602	594	108	702
11	Kolej Komuniti Bayan Baru, Pulau Pinang	**2014**	**55**	**56**	**111**	**43**	**105**	**148**	**0**	**0**	**0**
		2013	20	34	54	20	34	54	0	0	0
12	Kolej Komuniti Nibong Tebal, Pulau Pinang	**2014**	**32**	**23**	**55**	**52**	**39**	**91**	**12**	**4**	**16**
		2013	75	43	118	52	30	82	74	41	115
13	Kolej Komuniti Bukit Mertajam, Pulau Pinang	**2014**	**29**	**22**	**51**	**4**	**71**	**75**	**0**	**18**	**18**
		2013	14	112	126	11	81	92	9	96	105
14	Kolej Komuniti Tasek Gelugor, Pulau Pinang	**2014**	**35**	**25**	**60**	**18**	**56**	**74**	**0**	**17**	**17**
		2013	25	55	80	25	55	80	38	72	110
15	Kolej Komuniti Seberang Jaya, Pulau Pinang	**2014**	**117**	**73**	**190**	**224**	**41**	**265**	**60**	**12**	**72**
		2013	301	29	330	232	21	253	205	16	221
16	Kolej Komuniti Teluk Intan, Perak	**2014**	**67**	**8**	**75**	**105**	**54**	**159**	**54**	**27**	**81**
		2013	177	108	285	127	76	203	214	122	336
17	Kolej Komuniti Chenderoh, Perak	**2014**	**151**	**70**	**221**	**213**	**133**	**346**	**72**	**44**	**116**
		2013	445	217	662	316	147	463	383	236	619
18	Kolej Komuniti Gerik, Perak	**2014**	**150**	**118**	**268**	**190**	**196**	**386**	**41**	**55**	**96**
		2013	270	234	504	225	179	404	279	190	469
19	Kolej Komuniti Sungai Siput, Perak	**2014**	**87**	**72**	**159**	**210**	**72**	**282**	**58**	**31**	**89**
		2013	435	113	548	335	83	418	342	129	471
20	Kolej Komuniti Pasir Salak, Perak	**2014**	**126**	**102**	**228**	**169**	**169**	**338**	**53**	**85**	**138**
		2013	206	185	391	162	155	317	219	133	352

Bilangan Kemasukan, Enrolmen dan Keluaran Mengikut Jantina Berdasarkan Kolej Komuniti (2013 - 2014)

Number of Students' Intake, Enrolment and Output by Gender in Community Colleges (2013 - 2014)

Jadual *Table* **5.1**

Bil. *No.*	Kolej Komuniti *Community Colleges*	Tahun *Year*	Kemasukan *Intake*			Enrolmen *Enrolment*			Keluaran *Output*		
			L / *M*	P / *F*	J / *T*	L / *M*	P / *F*	J / *T*	L / *M*	P / *F*	J / *T*
21	Kolej Komuniti Manjung, Perak	**2014**	**27**	**28**	**55**	**18**	**59**	**77**	**0**	**7**	**7**
		2013	63	53	116	48	47	95	60	50	110
22	Kolej Komuniti Tapah, Perak	**2014**	**23**	**12**	**35**	**45**	**20**	**65**	**29**	**13**	**42**
		2013	79	30	109	58	23	81	67	28	95
23	Kolej Komuniti Kuala Kangsar, Perak	**2014**	**18**	**13**	**31**	**6**	**55**	**61**	**4**	**24**	**28**
		2013	68	114	182	51	68	119	45	59	104
24	Kolej Komuniti Batu Gajah, Perak	**2014**	**47**	**44**	**91**	**2**	**94**	**96**	**0**	**25**	**25**
		2013	80	117	197	75	88	163	60	70	130
25	Kolej Komuniti Gopeng, Perak	**2014**	**28**	**31**	**59**	**54**	**32**	**86**	**10**	**5**	**15**
		2013	43	27	70	33	22	55	22	8	30
26	Kolej Komuniti Taiping, Perak	**2014**	**34**	**35**	**69**	**41**	**61**	**102**	**28**	**13**	**41**
		2013	112	68	180	100	41	141	92	44	136
27	Kolej Komuniti Bagan Datoh, Perak	**2014**	**14**	**9**	**23**	**9**	**14**	**23**	**15**	**5**	**20**
		2013	0	0	0	0	0	0	0	0	0
28	Kolej Komuniti Bagan Serai, Perak	**2014**	**6**	**5**	**11**	**2**	**9**	**11**	**0**	**0**	**0**
		2013	0	0	0	0	0	0	0	0	0
29	Kolej Komuniti Sabak Bernam, Selangor	**2014**	**130**	**82**	**212**	**233**	**163**	**396**	**112**	**84**	**196**
		2013	463	268	731	303	218	521	265	117	382
30	Kolej Komuniti Kuala Langat, Selangor	**2014**	**247**	**170**	**417**	**454**	**183**	**637**	**182**	**129**	**311**
		2013	843	411	1,254	533	280	813	704	400	1,104
31	Kolej Komuniti Hulu Selangor, Selangor	**2014**	**49**	**40**	**89**	**70**	**69**	**139**	**51**	**33**	**84**
		2013	151	86	237	107	60	167	161	81	242
32	Kolej Komuniti Hulu Langat, Selangor	**2014**	**137**	**120**	**257**	**291**	**90**	**381**	**53**	**28**	**81**
		2013	317	102	419	245	81	326	239	80	319
33	Kolej Komuniti Selayang, Selangor	**2014**	**238**	**180**	**418**	**278**	**301**	**579**	**97**	**87**	**184**
		2013	623	443	1,066	479	323	802	866	548	1,414
34	Kolej Komuniti Tanjung Karang, Selangor	**2014**	**20**	**20**	**40**	**66**	**28**	**94**	**28**	**15**	**43**
		2013	70	34	104	67	34	101	53	28	81
35	Kolej Komuniti Klang , Selangor	**2014**	**44**	**41**	**85**	**74**	**34**	**108**	**43**	**20**	**63**
		2013	179	71	250	98	40	138	183	62	245
36	Kolej Komuniti Shah Alam, Selangor	**2014**	**26**	**19**	**45**	**41**	**27**	**68**	**9**	**12**	**21**
		2013	35	32	67	29	25	54	14	24	38
37	Kolej Komuniti Ampang, Selangor	**2014**	**4**	**8**	**12**	**6**	**6**	**12**	**0**	**0**	**0**
		2013	0	0	0	0	0	0	0	0	0
38	Kolej Komuniti Jempol, Negeri Sembilan	**2014**	**91**	**65**	**156**	**208**	**40**	**248**	**72**	**17**	**89**
		2013	358	57	415	263	44	307	413	51	464
39	Kolej Komuniti Jelebu, Negeri Sembilan	**2014**	**157**	**83**	**240**	**271**	**124**	**395**	**97**	**71**	**168**
		2013	209	65	274	204	65	269	208	52	260
40	Kolej Komuniti Rembau, Negeri Sembilan	**2014**	**32**	**28**	**60**	**77**	**23**	**100**	**24**	**10**	**34**
		2013	134	13	147	109	12	121	144	12	156

Jadual *Table* **5.1**

Bilangan Kemasukan, Enrolmen dan Keluaran Mengikut Jantina Berdasarkan Kolej Komuniti (2013 - 2014)

Number of Students' Intake, Enrolment and Output by Gender in Community Colleges (2013 - 2014)

Bil. *No.*	Kolej Komuniti *Community Colleges*	Tahun *Year*	Kemasukan *Intake*			Enrolmen *Enrolment*			Keluaran *Output*		
			L / *M*	P / *F*	J / *T*	L / *M*	P / *F*	J / *T*	L / *M*	P / *F*	J / *T*
41	Kolej Komuniti Tampin, Negeri Sembilan	**2014**	**16**	**19**	**35**	**26**	**29**	**55**	**8**	**16**	**24**
		2013	41	82	123	30	54	84	66	74	140
42	Kolej Komuniti Bukit Beruang, Melaka	**2014**	**248**	**165**	**413**	**464**	**219**	**683**	**90**	**30**	**120**
		2013	915	361	1,276	734	265	999	900	411	1,311
43	Kolej Komuniti Masjid Tanah, Melaka	**2014**	**178**	**90**	**268**	**261**	**81**	**342**	**66**	**45**	**111**
		2013	588	139	727	464	99	563	458	78	536
44	Kolej Komuniti Selandar, Melaka	**2014**	**111**	**56**	**167**	**166**	**79**	**245**	**77**	**50**	**127**
		2013	332	156	488	236	112	348	315	160	475
45	Kolej Komuniti Jasin, Melaka	**2014**	**157**	**104**	**261**	**223**	**139**	**362**	**132**	**90**	**222**
		2013	351	224	575	257	154	411	269	204	473
46	Kolej Komuniti Kota Melaka, Melaka	**2014**	**74**	**39**	**113**	**43**	**72**	**115**	**0**	**2**	**2**
		2013	43	125	168	37	69	106	19	73	92
47	Kolej Komuniti Tangga Batu, Melaka	**2014**	**39**	**16**	**55**	**38**	**33**	**71**	**4**	**6**	**10**
		2013	83	17	100	72	17	89	104	27	131
48	Kolej Komuniti Segamat, Johor	**2014**	**152**	**82**	**234**	**273**	**94**	**367**	**150**	**60**	**210**
		2013	606	131	737	355	89	444	370	71	441
49	Kolej Komuniti Ledang, Johor	**2014**	**140**	**83**	**223**	**214**	**130**	**344**	**75**	**49**	**124**
		2013	347	184	531	242	132	374	374	240	614
50	Kolej Komuniti Bandar Penawar, Johor	**2014**	**84**	**65**	**149**	**125**	**80**	**205**	**37**	**46**	**83**
		2013	155	142	297	142	142	284	258	236	494
51	Kolej Komuniti Segamat 2, Johor	**2014**	**145**	**75**	**220**	**185**	**90**	**275**	**57**	**32**	**89**
		2013	410	124	534	250	92	342	298	128	426
52	Kolej Komuniti Pasir Gudang, Johor	**2014**	**90**	**67**	**157**	**75**	**204**	**279**	**16**	**77**	**93**
		2013	150	377	527	131	277	408	129	337	466
53	Kolej Komuniti Muar, Johor	**2014**	**19**	**14**	**33**	**12**	**42**	**54**	**0**	**0**	**0**
		2013	22	95	117	17	85	102	12	130	142
54	Kolej Komuniti Pagoh, Johor	**2014**	**20**	**21**	**41**	**5**	**50**	**55**	**0**	**13**	**13**
		2013	5	94	99	4	62	66	5	119	124
55	Kolej Komuniti Bandar Tenggara, Johor	**2014**	**17**	**15**	**32**	**32**	**39**	**71**	**0**	**0**	**0**
		2013	48	30	78	48	30	78	44	11	55
56	Kolej Komuniti Tanjung Piai, Johor	**2014**	**31**	**14**	**45**	**30**	**33**	**63**	**14**	**10**	**24**
		2013	34	37	71	24	29	53	41	39	80
57	Kolej Komuniti Kota Tinggi, Johor	**2014**	**14**	**10**	**24**	**12**	**26**	**38**	**8**	**10**	**18**
		2013	27	23	50	20	18	38	25	14	39
58	Kolej Komuniti Batu Pahat, Johor	**2014**	**44**	**11**	**55**	**98**	**1**	**99**	**9**	**0**	**9**
		2013	146	2	148	113	2	115	103	0	103
59	Kolej Komuniti Kluang, Johor	**2014**	**43**	**26**	**69**	**101**	**0**	**101**	**28**	**0**	**28**
		2013	61	0	61	61	0	61	72	2	74
60	Kolej Komuniti Kuantan, Pahang	**2014**	**196**	**140**	**336**	**412**	**202**	**614**	**151**	**77**	**228**
		2013	832	335	1,167	562	240	802	863	470	1,333

Bilangan Kemasukan, Enrolmen dan Keluaran Mengikut Jantina Berdasarkan Kolej Komuniti (2013 - 2014)

Number of Students' Intake, Enrolment and Output by Gender in Community Colleges (2013 - 2014)

Jadual *Table* **5.1**

Bil. *No.*	Kolej Komuniti *Community Colleges*	Tahun *Year*	Kemasukan *Intake*			Enrolmen *Enrolment*			Keluaran *Output*		
			L / *M*	P / *F*	J / *T*	L / *M*	P / *F*	J / *T*	L / *M*	P / *F*	J / *T*
61	Kolej Komuniti Bentong, Pahang	**2014**	**145**	**117**	**262**	**187**	**92**	**279**	**57**	**44**	**101**
		2013	219	93	312	219	92	311	209	124	333
62	Kolej Komuniti Temerloh, Pahang	**2014**	**103**	**69**	**172**	**149**	**135**	**284**	**47**	**35**	**82**
		2013	389	186	575	273	151	424	232	137	369
63	Kolej Komuniti Paya Besar, Pahang	**2014**	**126**	**87**	**213**	**274**	**103**	**377**	**87**	**50**	**137**
		2013	424	183	607	280	130	410	454	183	637
64	Kolej Komuniti Rompin, Pahang	**2014**	**141**	**108**	**249**	**248**	**158**	**406**	**117**	**76**	**193**
		2013	581	324	905	352	170	522	462	256	718
65	Kolej Komuniti Raub, Pahang	**2014**	**16**	**11**	**27**	**6**	**34**	**40**	**0**	**9**	**9**
		2013	11	36	47	11	36	47	7	49	56
66	Kolej Komuniti Lipis, Pahang	**2014**	**28**	**15**	**43**	**31**	**23**	**54**	**4**	**6**	**10**
		2013	15	14	29	15	14	29	15	19	34
67	Kolej Komuniti Bera, Pahang	**2014**	**30**	**15**	**45**	**26**	**10**	**36**	**8**	**3**	**11**
		2013	66	17	83	59	10	69	68	20	88
68	Kolej Komuniti Pekan, Pahang	**2014**	**65**	**39**	**104**	**115**	**49**	**164**	**22**	**19**	**41**
		2013	95	27	122	74	26	100	53	3	56
69	Kolej Komuniti Jerantut, Pahang	**2014**	**68**	**41**	**109**	**57**	**97**	**154**	**29**	**23**	**52**
		2013	67	71	138	54	65	119	82	43	125
70	Kolej Komuniti Kuala Terengganu, Terengganu	**2014**	**205**	**134**	**339**	**314**	**131**	**445**	**136**	**70**	**206**
		2013	587	268	855	419	188	607	605	260	865
71	Kolej Komuniti Kemaman, Terengganu	**2014**	**32**	**16**	**48**	**30**	**45**	**75**	**10**	**17**	**27**
		2013	36	56	92	29	36	65	41	49	90
72	Kolej Komuniti Besut, Terengganu	**2014**	**24**	**27**	**51**	**32**	**17**	**49**	**0**	**0**	**0**
		2013	0	0	0	0	0	0	0	0	0
73	Kolej Komuniti Kok Lanas, Kelantan	**2014**	**92**	**78**	**170**	**95**	**181**	**276**	**41**	**64**	**105**
		2013	275	281	556	217	208	425	243	307	550
74	Kolej Komuniti Pasir Mas, Kelantan	**2014**	**29**	**17**	**46**	**30**	**37**	**67**	**21**	**56**	**77**
		2013	139	167	306	109	109	218	122	163	285
75	Kolej Komuniti Jeli, Kelantan	**2014**	**71**	**40**	**111**	**25**	**148**	**173**	**3**	**12**	**15**
		2013	75	158	233	75	156	231	153	238	391
76	Kolej Komuniti Kuching, Sarawak	**2014**	**66**	**53**	**119**	**112**	**123**	**235**	**65**	**69**	**134**
		2013	103	152	255	103	152	255	157	238	395
77	Kolej Komuniti Mas Gading, Sarawak	**2014**	**72**	**8**	**80**	**63**	**72**	**135**	**20**	**21**	**41**
		2013	134	108	242	98	90	188	96	109	205
78	Kolej Komuniti Miri, Sarawak	**2014**	**42**	**17**	**59**	**51**	**29**	**80**	**17**	**22**	**39**
		2013	38	32	70	38	32	70	41	53	94
79	Kolej Komuniti Santubong, Sarawak	**2014**	**21**	**16**	**37**	**78**	**1**	**79**	**31**	**1**	**32**
		2013	168	8	176	88	5	93	62	5	67
80	Kolej Komuniti Betong, Sarawak	**2014**	**23**	**12**	**35**	**31**	**25**	**56**	**12**	**14**	**26**
		2013	21	17	38	21	17	38	39	26	65

Jadual *Table* **5.1**

Bilangan Kemasukan, Enrolmen dan Keluaran Mengikut Jantina Berdasarkan Kolej Komuniti (2013 - 2014)

Number of Students' Intake, Enrolment and Output by Gender in Community Colleges (2013 - 2014)

Bil. *No.*	Kolej Komuniti *Community Colleges*	Tahun *Year*	Kemasukan *Intake*			Enrolmen *Enrolment*			Keluaran *Output*		
			L / *M*	P / *F*	J / *T*	L / *M*	P / *F*	J / *T*	L / *M*	P / *F*	J / *T*
81	Kolej Komuniti Sarikei, Sarawak	**2014**	**22**	**9**	**31**	**12**	**19**	**31**	**0**	**0**	**0**
		2013	0	0	0	0	0	0	0	0	0
82	Kolej Komuniti Tawau, Sabah	**2014**	**202**	**110**	**312**	**319**	**83**	**402**	**76**	**39**	**115**
		2013	536	129	665	391	84	475	462	110	572
83	Kolej Komuniti Semporna, Sabah	**2014**	**15**	**10**	**25**	**14**	**23**	**37**	**10**	**10**	**20**
		2013	31	24	55	24	21	45	15	11	26
84	Kolej Komuniti Lahad Datu, Sabah	**2014**	**28**	**23**	**51**	**45**	**72**	**117**	**10**	**24**	**34**
		2013	85	71	156	67	57	124	29	16	45
85	Kolej Komuniti Sandakan, Sabah	**2014**	**67**	**52**	**119**	**122**	**48**	**170**	**5**	**4**	**9**
		2013	51	36	87	45	31	76	25	15	40
86	Kolej Komuniti Beaufort, Sabah	**2014**	**21**	**7**	**28**	**35**	**35**	**70**	**0**	**0**	**0**
		2013	4	11	15	4	11	15	51	44	95
87	Kolej Komuniti Penampang, Sabah	**2014**	**20**	**20**	**40**	**12**	**26**	**38**	**0**	**0**	**0**
		2013	0	0	0	0	0	0	0	0	0
88	Kolej Komuniti Tambunan, Sabah	**2014**	**103**	**36**	**139**	**63**	**75**	**138**	**13**	**9**	**22**
		2013	0	0	0	0	0	0	0	0	0
JUMLAH / *TOTAL*		**2014**	**7,214**	**4,889**	**12,103**	**10,715**	**7,270**	**17,985**	**3,665**	**2,818**	**6,483**
		2013	18,668	10,384	29,052	13,738	7,730	21,468	17,292	10,193	27,485

Bilangan Kemasukan, Enrolmen dan Keluaran Mengikut Bidang Pengajian Berdasarkan Kolej Komuniti (2013-2014)

Number of Students' Intake, Enrolment and Output by Field of Studies in Community Colleges (2013-2014)

Jadual *Table* **5.2**

Bil. *No.*	Kolej Komuniti *Community Colleges*	Bidang Pengajian *Field of Studies*	Tahun *Year*	Kemasukan *Intake*			Enrolmen *Enrolment*			Keluaran *Output*		
				L / *M*	P / *F*	J / *T*	L / *M*	P / *F*	J / *T*	L / *M*	P / *F*	J / *T*
1	Kolej Komuniti Arau, Perlis	Sains, Matematik & Komputer *Science, Mathematic & Computer*	**2014**	**35**	**35**	**70**	**37**	**46**	**83**	**35**	**36**	**71**
			2013	105	77	182	71	51	122	113	71	184
		Kejuruteraan, Pembuatan & Pembinaan *Engineering, Manufacturing & Construction*	**2014**	**207**	**189**	**396**	**255**	**268**	**523**	**80**	**18**	**98**
			2013	480	286	766	339	236	575	286	161	447
		Pertanian & Veterinar *Agriculture & Veterinary*	**2014**	**0**	**0**	**0**	**0**	**0**	**0**	**0**	**0**	**0**
			2013	0	0	0	0	0	0	13	6	19
		Perkhidmatan *Services*	**2014**	**0**	**0**	**0**	**0**	**0**	**0**	**26**	**76**	**102**
			2013	0	0	0	0	0	0	18	41	59
		Program Asas *General Programmes*	**2014**	**2**	**1**	**3**	**0**	**0**	**0**	**0**	**0**	**0**
			2013	0	0	0	0	0	0	0	0	0
2	Kolej Komuniti Bandar Darulaman, Kedah	Kejuruteraan, Pembuatan & Pembinaan *Engineering, Manufacturing & Construction*	**2014**	**60**	**32**	**92**	**77**	**84**	**161**	**51**	**45**	**96**
			2013	129	113	242	98	92	190	158	135	293
		Kejuruteraan, Pembuatan & Pembinaan *Engineering, Manufacturing & Construction*	**2014**	**211**	**129**	**340**	**435**	**69**	**504**	**144**	**29**	**173**
			2013	871	113	984	619	96	715	779	79	858
3	Kolej Komuniti Sungai Petani, Kedah	Kejuruteraan, Pembuatan & Pembinaan *Engineering, Manufacturing & Construction*	**2014**	**56**	**31**	**87**	**107**	**7**	**114**	**41**	**0**	**41**
			2013	245	1	246	169	1	170	342	0	342
		Perkhidmatan *Services*	**2014**	**150**	**125**	**275**	**143**	**248**	**391**	**41**	**97**	**138**
			2013	335	481	816	223	310	533	441	629	1,070
4	Kolej Komuniti Langkawi @ Langkawi Tourism Academy, Kedah	Kejuruteraan, Pembuatan & Pembinaan *Engineering, Manufacturing & Construction*	**2014**	**0**	**0**	**0**	**0**	**0**	**0**	**0**	**0**	**0**
			2013	0	0	0	0	0	0	1	0	1
		Perkhidmatan *Services*	**2014**	**151**	**87**	**238**	**184**	**183**	**367**	**65**	**72**	**137**
			2013	210	223	433	144	153	297	300	372	672
5	Kolej Komuniti Kulim, Kedah	Sastera dan Kemanusiaan *Arts & Humanities*	**2014**	**39**	**29**	**68**	**43**	**55**	**98**	**0**	**0**	**0**
			2013	15	32	47	15	32	47	0	0	0
		Sains, Matematik & Komputer *Science, Mathematic &*	**2014**	**0**	**0**	**0**	**0**	**0**	**0**	**9**	**17**	**26**
			2013	86	265	351	55	181	236	95	307	402
		Sains Sosial, Perniagaan & Perundangan *Social Science, Business & Law*	**2014**	**41**	**56**	**97**	**14**	**83**	**97**	**25**	**85**	**110**
			2013	0	0	0	0	0	0	0	0	0

Jadual *Table* **5.2**

Bilangan Kemasukan, Enrolmen dan Keluaran Mengikut Bidang Pengajian Berdasarkan Kolej Komuniti (2013-2014)

Number of Students' Intake, Enrolment and Output by Field of Studies in Community Colleges (2013-2014)

Bil. *No.*	Kolej Komuniti *Community Colleges*	Bidang Pengajian *Field of Studies*	Tahun *Year*	Kemasukan *Intake*			Enrolmen *Enrolment*			Keluaran *Output*		
				L / *M*	P / *F*	J / *T*	L / *M*	P / *F*	J / *T*	L / *M*	P / *F*	J / *T*
6	Kolej Komuniti Baling, Kedah	Kejuruteraan, Pembuatan & Pembinaan *Engineering, Manufacturing & Construction*	**2014**	**82**	**87**	**169**	**33**	**173**	**206**	**0**	**0**	**0**
			2013	96	313	409	69	237	306	68	194	262
		Perkhidmatan *Services*	**2014**	**0**	**0**	**0**	**0**	**0**	**0**	**6**	**71**	**77**
			2013	0	0	0	0	0	0	0	11	11
7	Kolej Komuniti Bandar Baharu, Kedah	Kejuruteraan, Pembuatan & Pembinaan *Engineering, Manufacturing & Construction*	**2014**	**37**	**14**	**51**	**71**	**0**	**71**	**31**	**0**	**31**
			2013	147	0	147	141	0	141	195	0	195
8	Kolej Komuniti Jerai, Kedah	Perkhidmatan *Services*	**2014**	**25**	**18**	**43**	**23**	**36**	**59**	**7**	**14**	**21**
			2013	45	30	75	45	25	70	48	28	76
9	Kolej Komuniti Padang Terap, Kedah	Sains, Matematik & Komputer *Science, Mathematic & Computer*	**2014**	**27**	**16**	**43**	**19**	**51**	**70**	**7**	**13**	**20**
			2013	10	29	39	10	29	39	0	0	0
		Kejuruteraan, Pembuatan & Pembinaan *Engineering, Manufacturing & Construction*	**2014**	**38**	**22**	**60**	**97**	**4**	**101**	**3**	**0**	**3**
			2013	73	0	73	63	0	63	34	0	34
10	Kolej Komuniti Kepala Batas, Pulau Pinang	Sastera dan Kemanusiaan *Arts & Humanities*	**2014**	**12**	**15**	**27**	**37**	**21**	**58**	**0**	**0**	**0**
			2013	107	67	174	62	32	94	59	43	102
		Kejuruteraan, Pembuatan & Pembinaan *Engineering, Manufacturing & Construction*	**2014**	**113**	**99**	**212**	**295**	**40**	**335**	**127**	**44**	**171**
			2013	573	86	659	444	64	508	535	65	600
		Program Asas *General Programmes*	**2014**	**12**	**3**	**15**	**0**	**0**	**0**	**0**	**0**	**0**
			2013	0	0	0	0	0	0	0	0	0
11	Kolej Komuniti Bayan Baru, Pulau Pinang	Sains, Matematik & Komputer *Science, Mathematic & Computer*	**2014**	**0**	**0**	**0**	**0**	**0**	**0**	**0**	**0**	**0**
			2013	0	0	0	0	0	0	0	0	0
		Kejuruteraan, Pembuatan & Pembinaan *Engineering, Manufacturing & Construction*	**2014**	**40**	**45**	**85**	**40**	**86**	**126**	**0**	**0**	**0**
			2013	20	34	54	20	34	54	0	0	0
		Perkhidmatan *Services*	**2014**	**15**	**11**	**26**	**3**	**19**	**22**	**0**	**0**	**0**
			2013	0	0	0	0	0	0	0	0	0
12	Kolej Komuniti Nibong Tebal, Pulau Pinang	Kejuruteraan, Pembuatan & Pembinaan *Engineering, Manufacturing & Construction*	**2014**	**0**	**0**	**0**	**0**	**0**	**0**	**0**	**0**	**0**
			2013	0	0	0	0	0	0	25	14	39
		Perkhidmatan *Services*	**2014**	**32**	**23**	**55**	**52**	**39**	**91**	**12**	**4**	**16**
			2013	75	43	118	52	30	82	49	27	76

Bilangan Kemasukan, Enrolmen dan Keluaran Mengikut Bidang Pengajian Berdasarkan Kolej Komuniti (2013-2014)

Number of Students' Intake, Enrolment and Output by Field of Studies in Community Colleges (2013-2014)

Jadual *Table* **5.2**

Bil. *No.*	Kolej Komuniti *Community Colleges*	Bidang Pengajian *Field of Studies*	Tahun *Year*	Kemasukan *Intake*			Enrolmen *Enrolment*			Keluaran *Output*		
				L / *M*	P / *F*	J / *T*	L / *M*	P / *F*	J / *T*	L / *M*	P / *F*	J / *T*
13	Kolej Komuniti Bukit Mertajam, Pulau Pinang	Kejuruteraan, Pembuatan & Pembinaan *Engineering, Manufacturing & Construction*	2014	29	22	51	4	71	75	0	0	0
			2013	14	112	126	11	81	92	7	47	54
		Perkhidmatan *Services*	2014	0	0	0	0	0	0	0	18	18
			2013	0	0	0	0	0	0	2	49	51
14	Kolej Komuniti Tasek Gelugor, Pulau Pinang	Kejuruteraan, Pembuatan & Pembinaan *Engineering, Manufacturing & Construction*	2014	35	25	60	18	56	74	0	0	0
			2013	25	55	80	25	55	80	18	34	52
		Perkhidmatan *Services*	2014	0	0	0	0	0	0	0	17	17
			2013	0	0	0	0	0	0	20	38	58
15	Kolej Komuniti Seberang Jaya, Pulau Pinang	Sains, Matematik & Komputer *Science, Mathematic & Computer*	2014	41	27	68	61	36	97	24	12	36
			2013	80	27	107	62	20	82	59	14	73
		Kejuruteraan, Pembuatan & Pembinaan *Engineering, Manufacturing & Construction*	2014	76	46	122	163	5	168	36	0	36
			2013	221	2	223	170	1	171	146	2	148
16	Kolej Komuniti Teluk Intan, Perak	Sastera dan Kemanusiaan *Arts & Humanities*	2014	21	3	24	47	24	71	0	0	0
			2013	90	45	135	58	32	90	120	48	168
		Kejuruteraan, Pembuatan & Pembinaan *Engineering, Manufacturing & Construction*	2014	46	5	51	58	30	88	54	27	81
			2013	87	63	150	69	44	113	94	74	168
17	Kolej Komuniti Chenderoh, Perak	Sastera dan Kemanusiaan *Arts & Humanities*	2014	16	18	34	35	12	47	0	0	0
			2013	11	3	14	11	3	14	0	0	0
		Kejuruteraan, Pembuatan & Pembinaan *Engineering, Manufacturing & Construction*	2014	30	12	42	70	1	71	30	0	30
			2013	196	1	197	131	1	132	151	0	151
		Perkhidmatan *Services*	2014	105	40	145	108	120	228	42	44	86
			2013	238	213	451	174	143	317	232	236	468
18	Kolej Komuniti Gerik, Perak	Sains, Matematik & Komputer *Science, Mathematic &*	2014	51	36	87	46	97	143	15	29	44
			2013	69	121	190	50	88	138	43	75	118
		Kejuruteraan, Pembuatan & Pembinaan *Engineering, Manufacturing*	2014	90	79	169	144	99	243	25	0	25
			2013	201	113	314	175	91	266	235	50	285
		Perkhidmatan *Services*	2014	0	0	0	0	0	0	1	26	27
			2013	0	0	0	0	0	0	1	65	66
		Program Asas *General Programmes*	2014	9	3	12	0	0	0	0	0	0
			2013	0	0	0	0	0	0	0	0	0

Jadual *Table* **5.2**

Bilangan Kemasukan, Enrolmen dan Keluaran Mengikut Bidang Pengajian Berdasarkan Kolej Komuniti (2013-2014)

Number of Students' Intake, Enrolment and Output by Field of Studies in Community Colleges (2013-2014)

Bil. *No.*	Kolej Komuniti *Community Colleges*	Bidang Pengajian *Field of Studies*	Tahun *Year*	Kemasukan *Intake*			Enrolmen *Enrolment*			Keluaran *Output*		
				L / *M*	P / *F*	J / *T*	L / *M*	P / *F*	J / *T*	L / *M*	P / *F*	J / *T*
19	Kolej Komuniti Sungai Siput, Perak	Sains, Matematik & Komputer *Science, Mathematic & Computer*	**2014**	**17**	**20**	**37**	**37**	**34**	**71**	**12**	**12**	**24**
			2013	67	66	133	51	51	102	53	69	122
		Kejuruteraan, Pembuatan & Pembinaan *Engineering, Manufacturing & Construction*	**2014**	**47**	**36**	**83**	**152**	**0**	**152**	**37**	**3**	**40**
			2013	345	6	351	265	3	268	275	22	297
		Perkhidmatan *Services*	**2014**	**19**	**14**	**33**	**18**	**36**	**54**	**9**	**16**	**25**
			2013	23	41	64	19	29	48	14	38	52
		Program Asas *General Programmes*	**2014**	**4**	**2**	**6**	**3**	**2**	**5**	**0**	**0**	**0**
			2013	0	0	0	0	0	0	0	0	0
20	Kolej Komuniti Pasir Salak, Perak	Sains, Matematik & Komputer *Science, Mathematic & Computer*	**2014**	**29**	**24**	**53**	**34**	**55**	**89**	**11**	**16**	**27**
			2013	60	88	148	44	64	108	64	101	165
		Kejuruteraan, Pembuatan & Pembinaan *Engineering, Manufacturing & Construction*	**2014**	**77**	**65**	**142**	**111**	**95**	**206**	**26**	**0**	**26**
			2013	133	68	201	108	68	176	144	0	144
		Perkhidmatan *Services*	**2014**	**15**	**12**	**27**	**19**	**18**	**37**	**16**	**69**	**85**
			2013	13	29	42	10	23	33	11	32	43
		Program Asas *General Programmes*	**2014**	**5**	**1**	**6**	**5**	**1**	**6**	**0**	**0**	**0**
			2013	0	0	0	0	0	0	0	0	0
21	Kolej Komuniti Manjung, Perak	Kejuruteraan, Pembuatan & Pembinaan *Engineering, Manufacturing & Construction*	**2014**	**27**	**28**	**55**	**18**	**59**	**77**	**0**	**0**	**0**
			2013	63	53	116	48	47	95	37	28	65
		Perkhidmatan *Services*	**2014**	**0**	**0**	**0**	**0**	**0**	**0**	**0**	**7**	**7**
			2013	0	0	0	0	0	0	23	22	45
22	Kolej Komuniti Tapah, Perak	Kejuruteraan, Pembuatan & Pembinaan *Engineering, Manufacturing & Construction*	**2014**	**23**	**12**	**35**	**45**	**20**	**65**	**29**	**13**	**42**
			2013	79	30	109	58	23	81	56	24	80
		Perkhidmatan *Services*	**2014**	**0**	**0**	**0**	**0**	**0**	**0**	**0**	**0**	**0**
			2013	0	0	0	0	0	0	11	4	15
23	Kolej Komuniti Kuala Kangsar, Perak	Kejuruteraan, Pembuatan & Pembinaan *Engineering, Manufacturing & Construction*	**2014**	**18**	**13**	**31**	**6**	**55**	**61**	**0**	**0**	**0**
			2013	68	114	182	51	68	119	45	59	104
		Perkhidmatan *Services*	**2014**	**0**	**0**	**0**	**0**	**0**	**0**	**4**	**24**	**28**
			2013	0	0	0	0	0	0	0	0	0

Bilangan Kemasukan, Enrolmen dan Keluaran Mengikut Bidang Pengajian Berdasarkan Kolej Komuniti (2013-2014)

Number of Students' Intake, Enrolment and Output by Field of Studies in Community Colleges (2013-2014)

Jadual *Table* **5.2**

Bil. *No.*	Kolej Komuniti *Community Colleges*	Bidang Pengajian *Field of Studies*	Tahun *Year*	Kemasukan *Intake*			Enrolmen *Enrolment*			Keluaran *Output*		
				L / *M*	P / *F*	J / *T*	L / *M*	P / *F*	J / *T*	L / *M*	P / *F*	J / *T*
24	Kolej Komuniti Batu Gajah, Perak	Kejuruteraan, Pembuatan & Pembinaan *Engineering, Manufacturing & Construction*	**2014**	**33**	**28**	**61**	**2**	**57**	**59**	**0**	**0**	**0**
			2013	80	62	142	75	44	119	22	39	61
		Perkhidmatan *Services*	**2014**	**14**	**16**	**30**	**0**	**37**	**37**	**0**	**25**	**25**
			2013	0	55	55	0	44	44	38	31	69
25	Kolej Komuniti Gopeng, Perak	Sains, Matematik & Komputer *Science, Mathematic & Computer*	**2014**	**28**	**31**	**59**	**54**	**32**	**86**	**10**	**5**	**15**
			2013	43	27	70	33	22	55	22	8	30
26	Kolej Komuniti Taiping, Perak	Kejuruteraan, Pembuatan & Pembinaan *Engineering, Manufacturing & Construction*	**2014**	**13**	**11**	**24**	**37**	**4**	**41**	**28**	**5**	**33**
			2013	59	10	69	47	7	54	26	7	33
		Perkhidmatan *Services*	**2014**	**18**	**19**	**37**	**1**	**52**	**53**	**0**	**8**	**8**
			2013	53	58	111	53	34	87	66	37	103
		Program Asas *General Programmes*	**2014**	**3**	**5**	**8**	**3**	**5**	**8**	**0**	**0**	**0**
			2013	0	0	0	0	0	0	0	0	0
27	Kolej Komuniti Bagan Datoh, Perak	Sains, Matematik & Komputer *Science, Mathematic & Computer*	**2014**	**14**	**9**	**23**	**9**	**14**	**23**	**15**	**5**	**20**
			2013	0	0	0	0	0	0	0	0	0
28	Kolej Komuniti Bagan Serai, Perak	Sains Sosial, Perniagaan & Perundangan *Social Science, Business & Law*	**2014**	**6**	**5**	**11**	**2**	**9**	**11**	**0**	**0**	**0**
			2013	0	0	0	0	0	0	0	0	0
29	Kolej Komuniti Sabak Bernam, Selangor	Sains, Matematik & Komputer *Science, Mathematic & Computer*	**2014**	**0**	**0**	**0**	**20**	**7**	**27**	**15**	**3**	**18**
			2013	96	31	127	61	22	83	70	23	93
		Kejuruteraan, Pembuatan & Pembinaan *Engineering, Manufacturing & Construction*	**2014**	**125**	**80**	**205**	**209**	**154**	**363**	**83**	**31**	**114**
		Kejuruteraan, Pembuatan & Pembinaan *Engineering, Manufacturing & Construction*	2013	367	237	604	242	196	438	195	48	243
		Perkhidmatan *Services*	**2014**	**0**	**0**	**0**	**0**	**0**	**0**	**14**	**50**	**64**
			2013	0	0	0	0	0	0	0	46	46
		Program Asas *General Programmes*	**2014**	**5**	**2**	**7**	**4**	**2**	**6**	**0**	**0**	**0**
		Program Asas *General Programmes*	2013	0	0	0	0	0	0	0	0	0

Jadual *Table* **5.2**

Bilangan Kemasukan, Enrolmen dan Keluaran Mengikut Bidang Pengajian Berdasarkan Kolej Komuniti (2013-2014)

Number of Students' Intake, Enrolment and Output by Field of Studies in Community Colleges (2013-2014)

Bil. *No.*	Kolej Komuniti *Community Colleges*	Bidang Pengajian *Field of Studies*	Tahun *Year*	Kemasukan *Intake*			Enrolmen *Enrolment*			Keluaran *Output*		
				L / *M*	P / *F*	J / *T*	L / *M*	P / *F*	J / *T*	L / *M*	P / *F*	J / *T*
30	Kolej Komuniti Kuala Langat, Selangor	Sastera dan Kemanusiaan *Arts & Humanities*	**2014**	**38**	**33**	**71**	**56**	**24**	**80**	**0**	**0**	**0**
			2013	118	58	176	76	31	107	59	34	93
		Sains Sosial, Perniagaan & Perundangan *Social Science, Business & Law*	**2014**	**27**	**22**	**49**	**16**	**41**	**57**	**28**	**64**	**92**
			2013	72	185	257	47	126	173	123	256	379
		Sains, Matematik & Komputer *Science, Mathematic & Computer*	**2014**	**51**	**31**	**82**	**75**	**61**	**136**	**41**	**27**	**68**
			2013	107	81	188	86	59	145	52	44	96
		Kejuruteraan, Pembuatan & Pembinaan *Engineering, Manufacturing & Construction*	**2014**	**77**	**63**	**140**	**271**	**7**	**278**	**88**	**0**	**88**
			2013	480	6	486	279	5	284	421	0	421
		Perkhidmatan *Services*	**2014**	**54**	**21**	**75**	**36**	**50**	**86**	**25**	**38**	**63**
			2013	66	81	147	45	59	104	49	66	115
31	Kolej Komuniti Hulu Selangor, Selangor	Sains, Matematik & Komputer *Science, Mathematic & Computer*	**2014**	**21**	**20**	**41**	**38**	**30**	**68**	**33**	**16**	**49**
			2013	94	44	138	66	30	96	107	53	160
		Perkhidmatan *Services*	**2014**	**24**	**19**	**43**	**32**	**39**	**71**	**18**	**17**	**35**
			2013	57	42	99	41	30	71	54	28	82
		Program Asas *General Programmes*	**2014**	**4**	**1**	**5**	**0**	**0**	**0**	**0**	**0**	**0**
			2013	0	0	0	0	0	0	0	0	0
32	Kolej Komuniti Hulu Langat, Selangor	Sains Sosial, Perniagaan & Perundangan *Social Science, Business & Law*	**2014**	**11**	**12**	**23**	**22**	**28**	**50**	**3**	**10**	**13**
			2013	13	15	28	13	15	28	0	0	0
		Sains, Matematik & Komputer *Science, Mathematic & Computer*	**2014**	**64**	**58**	**122**	**119**	**61**	**180**	**21**	**17**	**38**
			2013	119	85	204	93	65	158	84	80	164
		Kejuruteraan, Pembuatan & Pembinaan *Engineering, Manufacturing & Construction*	**2014**	**53**	**48**	**101**	**145**	**0**	**145**	**29**	**1**	**30**
			2013	185	2	187	139	1	140	155	0	155
		Program Asas *General Programmes*	**2014**	**9**	**2**	**11**	**5**	**1**	**6**			
			2013	0	0	0	0	0	0	0	0	0
33	Kolej Komuniti Selayang, Selangor	Sastera dan Kemanusiaan *Arts & Humanities*	**2014**	**35**	**19**	**54**	**54**	**38**	**92**	**0**	**0**	**0**
			2013	224	50	274	143	37	180	102	16	118
		Sains, Matematik & Komputer *Science, Mathematic & Computer*	**2014**	**13**	**9**	**22**	**24**	**10**	**34**	**9**	**3**	**12**
			2013	11	5	16	11	5	16	53	8	61
		Kejuruteraan, Pembuatan & Pembinaan *Engineering, Manufacturing & Construction*	**2014**	**85**	**73**	**158**	**43**	**155**	**198**	**0**	**0**	**0**
			2013	155	271	426	127	187	314	158	199	357

Bilangan Kemasukan, Enrolmen dan Keluaran Mengikut Bidang Pengajian Berdasarkan Kolej Komuniti (2013-2014)

Number of Students' Intake, Enrolment and Output by Field of Studies in Community Colleges (2013-2014)

Jadual *Table* **5.2**

Bil. *No.*	Kolej Komuniti *Community Colleges*	Bidang Pengajian *Field of Studies*	Tahun *Year*	Kemasukan *Intake*			Enrolmen *Enrolment*			Keluaran *Output*		
				L / *M*	P / *F*	J / *T*	L / *M*	P / *F*	J / *T*	L / *M*	P / *F*	J / *T*
34	Kolej Komuniti Tanjung Karang, Selangor	Kejuruteraan, Pembuatan & Pembinaan *Engineering, Manufacturing & Construction*	**2014**	**20**	**20**	**40**	**66**	**28**	**94**	**28**	**15**	**43**
			2013	70	34	104	67	34	101	53	28	81
35	Kolej Komuniti Klang, Selangor	Sains, Matematik & Komputer *Science, Mathematic & Computer*	**2014**	**44**	**41**	**85**	**74**	**34**	**108**	**43**	**20**	**63**
			2013	179	71	250	98	40	138	183	62	245
36	Kolej Komuniti Shah Alam, Selangor	Sastera dan Kemanusiaan *Arts & Humanities*	**2014**	**26**	**19**	**45**	**41**	**27**	**68**	**9**	**12**	**21**
			2013	35	32	67	29	25	54	14	24	38
		Sains, Matematik & Komputer *Science, Mathematic & Computer*	**2014**	**0**	**0**	**0**	**0**	**0**	**0**	**0**	**0**	**0**
			2013	0	0	0	0	0	0	0	0	0
37	Kolej Komuniti Ampang, Selangor	Kejuruteraan, Pembuatan & Pembinaan *Engineering, Manufacturing & Construction*	**2014**	**4**	**8**	**12**	**6**	**6**	**12**	**0**	**0**	**0**
			2013	0	0	0	0	0	0	0	0	0
38	Kolej Komuniti Jempol, Negeri Sembilan	Sains, Matematik & Komputer *Science, Mathematic & Computer*	**2014**	**11**	**10**	**21**	**20**	**20**	**40**	**19**	**9**	**28**
			2013	44	25	69	30	19	49	56	24	80
		Kejuruteraan, Pembuatan & Pembinaan *Engineering, Manufacturing & Construction*	**2014**	**71**	**55**	**126**	**177**	**20**	**197**	**53**	**8**	**61**
			2013	314	32	346	233	25	258	357	27	384
		Program Asas *General Programmes*	**2014**	**9**	**0**	**9**	**11**	**0**	**11**	**0**	**0**	**0**
			2013	0	0	0	0	0	0	0	0	0
39	Kolej Komuniti Jelebu, Negeri Sembilan	Sains, Matematik & Komputer *Science, Mathematic & Computer*	**2014**	**21**	**16**	**37**	**29**	**30**	**59**	**18**	**18**	**36**
			2013	43	26	69	43	26	69	64	48	112
		Kejuruteraan, Pembuatan & Pembinaan *Engineering, Manufacturing & Construction*	**2014**	**136**	**67**	**203**	**242**	**94**	**336**	**50**	**2**	**52**
			2013	166	39	205	161	39	200	140	1	141
		Pertanian & Veterinar *Agriculture & Veterinary*	**2014**	**0**	**0**	**0**	**0**	**0**	**0**	**0**	**0**	**0**
			2013	0	0	0	0	0	0	4	3	7
		Perkhidmatan *Services*	**2014**	**0**	**0**	**0**	**0**	**0**	**0**	**29**	**51**	**80**
			2013	0	0	0	0	0	0	0	0	0
40	Kolej Komuniti Rembau, Negeri Sembilan	Pertanian & Veterinar *Agriculture & Veterinary*	**2014**	**32**	**28**	**60**	**77**	**23**	**100**	**24**	**10**	**34**
			2013	134	13	147	109	12	121	144	12	156

Jadual *Table* **5.2**

Bilangan Kemasukan, Enrolmen dan Keluaran Mengikut Bidang Pengajian Berdasarkan Kolej Komuniti (2013-2014)

Number of Students' Intake, Enrolment and Output by Field of Studies in Community Colleges (2013-2014)

Bil. *No.*	Kolej Komuniti *Community Colleges*	Bidang Pengajian *Field of Studies*	Tahun *Year*	Kemasukan *Intake*			Enrolmen *Enrolment*			Keluaran *Output*		
				L / *M*	P / *F*	J / *T*	L / *M*	P / *F*	J / *T*	L / *M*	P / *F*	J / *T*
41	Kolej Komuniti Tampin, Negeri Sembilan	Pertanian & Veterinar *Agriculture & Veterinary*	**2014**	**9**	**6**	**15**	**23**	**4**	**27**	**8**	**3**	**11**
			2013	34	9	43	23	6	29	35	13	48
		Perkhidmatan *Services*	**2014**	**6**	**13**	**19**	**3**	**25**	**28**	**0**	**13**	**13**
			2013	7	73	80	7	48	55	31	61	92
		Program Asas *General Programmes*	**2014**	**1**	**0**	**1**	**0**	**0**	**0**	**0**	**0**	**0**
			2013	0	0	0	0	0	0	0	0	0
42	Kolej Komuniti Bukit Beruang, Melaka	Kejuruteraan, Pembuatan & Pembinaan *Engineering, Manufacturing & Construction*	**2014**	**167**	**97**	**264**	**328**	**109**	**437**	**61**	**1**	**62**
			2013	579	141	720	470	110	580	507	70	577
		Perkhidmatan *Services*	**2014**	**81**	**68**	**149**	**136**	**110**	**246**	**29**	**29**	**58**
			2013	336	220	556	264	155	419	393	341	734
43	Kolej Komuniti Masjid Tanah, Melaka	Sains, Matematik & Komputer *Science, Mathematic & Computer*	**2014**	**41**	**28**	**69**	**73**	**58**	**131**	**51**	**42**	**93**
			2013	176	125	301	127	87	214	101	71	172
		Kejuruteraan, Pembuatan & Pembinaan *Engineering, Manufacturing & Construction*	**2014**	**128**	**62**	**190**	**183**	**23**	**206**	**15**	**3**	**18**
			2013	412	14	426	337	12	349	357	7	364
		Pertanian & Veterinar *Agriculture & Veterinary*	**2014**	**0**	**0**	**0**	**0**	**0**	**0**	**0**	**0**	**0**
			2013	0	0	0	0	0	0	0	0	0
		Program Asas *General Programmes*	**2014**	**9**	**0**	**9**	**5**	**0**	**5**	**0**	**0**	**0**
			2013	0	0	0	0	0	0	0	0	0
44	Kolej Komuniti Selandar, Melaka	Sains Sosial, Perniagaan & Perundangan *Social Science, Business & Law*	**2014**	**19**	**5**	**24**	**8**	**32**	**40**	**11**	**26**	**37**
			2013	40	97	137	28	71	99	52	108	160
		Sains, Matematik & Komputer *Science, Mathematic & Computer*	**2014**	**24**	**11**	**35**	**33**	**26**	**59**	**23**	**15**	**38**
			2013	97	47	144	61	29	90	95	51	146
		Kejuruteraan, Pembuatan & Pembinaan *Engineering, Manufacturing & Construction*	**2014**	**68**	**40**	**108**	**125**	**21**	**146**	**43**	**9**	**52**
			2013	195	12	207	147	12	159	168	1	169
		Pertanian & Veterinar *Agriculture & Veterinary*	**2014**	**0**	**0**	**0**	**0**	**0**	**0**	**0**	**0**	**0**
			2013	0	0	0	0	0	0	0	0	0

Bilangan Kemasukan, Enrolmen dan Keluaran Mengikut Bidang Pengajian Berdasarkan Kolej Komuniti (2013-2014)

Number of Students' Intake, Enrolment and Output by Field of Studies in Community Colleges (2013-2014)

Jadual *Table* **5.2**

Bil. *No.*	Kolej Komuniti *Community Colleges*	Bidang Pengajian *Field of Studies*	Tahun *Year*	Kemasukan *Intake*			Enrolmen *Enrolment*			Keluaran *Output*		
				L / *M*	P / *F*	J / *T*	L / *M*	P / *F*	J / *T*	L / *M*	P / *F*	J / *T*
45	Kolej Komuniti Jasin, Melaka	Sastera dan Kemanusiaan *Arts & Humanities*	**2014**	**66**	**48**	**114**	**77**	**41**	**118**	**21**	**7**	**28**
			2013	122	48	170	87	37	124	101	34	135
		Sains Sosial, Perniagaan & Perundangan *Social Science, Business & Law*	**2014**	**5**	**8**	**13**	**4**	**17**	**21**	**10**	**35**	**45**
			2013	40	99	139	28	62	90	50	121	171
		Sains, Matematik & Komputer *Science, Mathematic & Computer*	**2014**	**27**	**14**	**41**	**55**	**35**	**90**	**60**	**25**	**85**
			2013	85	29	114	62	20	82	56	11	67
		Kejuruteraan, Pembuatan & Pembinaan *Engineering, Manufacturing & Construction*	**2014**	**46**	**31**	**77**	**74**	**43**	**117**	**41**	**23**	**64**
			2013	104	48	152	80	35	115	62	38	100
		Program Asas *General Programmes*	**2014**	**13**	**3**	**16**	**13**	**3**	**16**	**0**	**0**	**0**
			2013	0	0	0	0	0	0	0	0	0
46	Kolej Komuniti Kota Melaka, Melaka	Perkhidmatan *Services*	**2014**	**74**	**39**	**113**	**43**	**72**	**115**	**0**	**2**	**2**
			2013	43	125	168	37	69	106	19	73	92
47	Kolej Komuniti Tangga Batu, Melaka	Kejuruteraan, Pembuatan & Pembinaan *Engineering, Manufacturing & Construction*	**2014**	**10**	**1**	**11**	**12**	**1**	**13**	**0**	**0**	**0**
			2013	36	4	40	33	4	37	39	0	39
		Perkhidmatan *Services*	**2014**	**29**	**15**	**44**	**26**	**32**	**58**	**4**	**6**	**10**
			2013	47	13	60	39	13	52	65	27	92
48	Kolej Komuniti Segamat, Johor	Sastera dan Kemanusiaan *Arts & Humanities*	**2014**	**10**	**14**	**24**	**18**	**14**	**32**	**0**	**0**	**0**
			2013	59	40	99	32	24	56	34	26	60
		Sains, Matematik & Komputer *Science, Mathematic & Computer*	**2014**	**24**	**10**	**34**	**44**	**42**	**86**	**39**	**36**	**75**
			2013	43	30	73	31	22	53	39	22	61
		Kejuruteraan, Pembuatan & Pembinaan *Engineering, Manufacturing & Construction*	**2014**	**71**	**52**	**123**	**187**	**36**	**223**	**111**	**24**	**135**
			2013	504	61	565	292	43	335	297	23	320
		Program Asas *General Programmes*	**2014**	**47**	**6**	**53**	**24**	**2**	**26**	**0**	**0**	**0**
			2013	0	0	0	0	0	0	0	0	0
49	Kolej Komuniti Ledang, Johor	Sains Sosial, Perniagaan & Perundangan *Social Science, Business & Law*	**2014**	**8**	**10**	**18**	**6**	**26**	**32**	**12**	**17**	**29**
			2013	30	53	83	19	39	58	29	58	87
		Kejuruteraan, Pembuatan & Pembinaan *Engineering, Manufacturing & Construction*	**2014**	**122**	**73**	**195**	**200**	**104**	**304**	**61**	**0**	**61**
			2013	317	131	448	223	93	316	345	178	523
		Perkhidmatan *Services*	**2014**	**0**	**0**	**0**	**0**	**0**	**0**	**2**	**32**	**34**
			2013	0	0	0	0	0	0	0	4	4
		Program Asas *General Programmes*	**2014**	**10**	**0**	**10**	**8**	**0**	**8**	**0**	**0**	**0**
			2013	0	0	0	0	0	0	0	0	0

Jadual *Table* **5.2**

Bilangan Kemasukan, Enrolmen dan Keluaran Mengikut Bidang Pengajian Berdasarkan Kolej Komuniti (2013-2014)

Number of Students' Intake, Enrolment and Output by Field of Studies in Community Colleges (2013-2014)

Bil. *No.*	Kolej Komuniti *Community Colleges*	Bidang Pengajian *Field of Studies*	Tahun *Year*	Kemasukan *Intake*			Enrolmen *Enrolment*			Keluaran *Output*		
				L / *M*	P / *F*	J / *T*	L / *M*	P / *F*	J / *T*	L / *M*	P / *F*	J / *T*
50	Kolej Komuniti Bandar Penawar, Johor	Sains Sosial, Perniagaan & Perundangan *Social Science, Business & Law*	**2014**	**7**	**5**	**12**	**4**	**30**	**34**	**4**	**27**	**31**
			2013	12	78	90	12	78	90	31	156	187
		Sains, Matematik & Komputer *Science, Mathematic & Computer*	**2014**	**32**	**18**	**50**	**34**	**38**	**72**	**6**	**18**	**24**
			2013	26	56	82	26	56	82	28	79	107
		Kejuruteraan, Pembuatan & Pembinaan *Engineering, Manufacturing & Construction*	**2014**	**45**	**42**	**87**	**87**	**12**	**99**	**27**	**1**	**28**
			2013	117	8	125	104	8	112	199	1	200
51	Kolej Komuniti Segamat 2, Johor	Sains, Matematik & Komputer *Science, Mathematic & Computer*	**2014**	**34**	**28**	**62**	**39**	**57**	**96**	**9**	**18**	**27**
			2013	47	80	127	36	59	95	41	82	123
		Kejuruteraan, Pembuatan & Pembinaan *Engineering, Manufacturing & Construction*	**2014**	**111**	**47**	**158**	**146**	**33**	**179**	**48**	**14**	**62**
			2013	363	44	407	214	33	247	257	46	303
52	Kolej Komuniti Pasir Gudang, Johor	Sains Sosial, Perniagaan & Perundangan *Social Science, Business & Law*	**2014**	**11**	**8**	**19**	**9**	**23**	**32**	**9**	**29**	**38**
			2013	37	103	140	30	73	103	44	109	153
		Sains, Matematik & K omputer *Science, Mathematic & Computer*	**2014**	**32**	**20**	**52**	**50**	**73**	**123**	**7**	**24**	**31**
			2013	70	123	193	60	90	150	67	111	178
		Kejuruteraan, Pembuatan & Pembinaan *Engineering, Manufacturing & Construction*	**2014**	**30**	**19**	**49**	**5**	**58**	**63**	**0**	**0**	**0**
			2013	14	73	87	12	55	67	4	73	77
		Perkhidmatan *Services*	**2014**	**14**	**19**	**33**	**10**	**50**	**60**	**0**	**24**	**24**
			2013	29	78	107	29	59	88	14	44	58
		Program Asas *General Programmes*	**2014**	**3**	**1**	**4**	**1**	**0**	**1**	**0**	**0**	**0**
			2013	0	0	0	0	0	0	0	0	0
53	Kolej Komuniti Muar, Johor	Perkhidmatan *Services*	**2014**	**18**	**12**	**30**	**11**	**41**	**52**	**0**	**0**	**0**
			2013	22	95	117	17	85	102	12	130	142
		Program Asas *General Programmes*	**2014**	**1**	**2**	**3**	**1**	**1**	**2**	**0**	**0**	**0**
			2013	0	0	0	0	0	0	0	0	0

Bilangan Kemasukan, Enrolmen dan Keluaran Mengikut Bidang Pengajian Berdasarkan Kolej Komuniti (2013-2014)

Number of Students' Intake, Enrolment and Output by Field of Studies in Community Colleges (2013-2014)

Jadual *Table* **5.2**

Bil. *No.*	Kolej Komuniti *Community Colleges*	Bidang Pengajian *Field of Studies*	Tahun *Year*	Kemasukan *Intake*			Enrolmen *Enrolment*			Keluaran *Output*		
				L / *M*	P / *F*	J / *T*	L / *M*	P / *F*	J / *T*	L / *M*	P / *F*	J / *T*
54	Kolej Komuniti Pagoh, Johor	Kejuruteraan, Pembuatan & Pembinaan *Engineering, Manufacturing & Construction*	**2014**	**20**	**21**	**41**	**5**	**50**	**55**	**0**	**0**	**0**
			2013	5	94	99	4	62	66	3	68	71
		Perkhidmatan *Services*	**2014**	**0**	**0**	**0**	**0**	**0**	**0**	**0**	**13**	**13**
			2013	0	0	0	0	0	0	2	51	53
55	Kolej Komuniti Bandar Tenggara, Johor	Perkhidmatan *Services*	**2014**	**17**	**15**	**32**	**32**	**39**	**71**	**0**	**0**	**0**
			2013	48	30	78	48	30	78	44	11	55
56	Kolej Komuniti Tanjung Piai, Johor	Sains, Matematik & Komputer *Science, Mathematic & Computer*	**2014**	**26**	**12**	**38**	**25**	**31**	**56**	**14**	**10**	**24**
			2013	32	24	56	22	16	38	39	26	65
		Kejuruteraan, Pembuatan & Pembinaan *Engineering, Manufacturing & Construction*	**2014**	**0**	**0**	**0**	**0**	**0**	**0**	**0**	**0**	**0**
			2013	2	13	15	2	13	15	2	13	15
		Program Asas *General Programmes*	**2014**	**5**	**2**	**7**	**5**	**2**	**7**	**0**	**0**	**0**
			2013	0	0	0	0	0	0	0	0	0
57	Kolej Komuniti Kota Tinggi, Johor	Perkhidmatan *Services*	**2014**	**14**	**10**	**24**	**12**	**26**	**38**	**8**	**10**	**18**
			2013	27	23	50	20	18	38	25	14	39
58	Kolej Komuniti Batu Pahat, Johor	Kejuruteraan, Pembuatan & Pembinaan *Engineering, Manufacturing & Construction*	**2014**	**39**	**11**	**50**	**95**	**1**	**96**	**9**	**0**	**9**
			2013	146	2	148	113	2	115	103	0	103
		Program Asas *General Programmes*	**2014**	**5**	**0**	**5**	**3**	**0**	**3**	**0**	**0**	**0**
			2013	0	0	0	0	0	0	0	0	0
59	Kolej Komuniti Kluang, Johor	Sastera dan Kemanusiaan *Arts & Humanities*	**2014**	**0**	**0**	**0**	**0**	**0**	**0**	**0**	**0**	**0**
			2013	0	0	0	0	0	0	13	0	13
		Kejuruteraan, Pembuatan & Pembinaan *Engineering, Manufacturing & Construction*	**2014**	**43**	**26**	**69**	**101**	**0**	**101**	**28**	**0**	**28**
			2013	61	0	61	61	0	61	59	2	61
60	Kolej Komuniti Kuantan, Pahang	Sastera dan Kemanusiaan *Arts & Humanities*	**2014**	**0**	**0**	**0**	**8**	**6**	**14**	**0**	**0**	**0**
			2013	38	16	54	26	12	38	43	17	60
		Kejuruteraan, Pembuatan & Pembinaan *Engineering, Manufacturing & Construction*	**2014**	**118**	**69**	**187**	**271**	**36**	**307**	**122**	**27**	**149**
			2013	536	44	580	357	39	396	475	41	516
		Perkhidmatan *Services*	**2014**	**78**	**71**	**149**	**133**	**160**	**293**	**29**	**50**	**79**
			2013	258	275	533	179	189	368	345	412	757

Jadual *Table* **5.2**

Bilangan Kemasukan, Enrolmen dan Keluaran Mengikut Bidang Pengajian Berdasarkan Kolej Komuniti (2013-2014)

Number of Students' Intake, Enrolment and Output by Field of Studies in Community Colleges (2013-2014)

Bil. *No.*	Kolej Komuniti *Community Colleges*	Bidang Pengajian *Field of Studies*	Tahun *Year*	Kemasukan *Intake*			Enrolmen *Enrolment*			Keluaran *Output*		
				L / *M*	P / *F*	J / *T*	L / *M*	P / *F*	J / *T*	L / *M*	P / *F*	J / *T*
59	Kolej Komuniti Kluang, Johor	Sastera dan Kemanusiaan *Arts & Humanities*	**2014**	**0**	**0**	**0**	**0**	**0**	**0**	**0**	**0**	**0**
			2013	0	0	0	0	0	0	13	0	13
		Kejuruteraan, Pembuatan & Pembinaan *Engineering, Manufacturing & Construction*	**2014**	**43**	**26**	**69**	**101**	**0**	**101**	**28**	**0**	**28**
			2013	61	0	61	61	0	61	59	2	61
60	Kolej Komuniti Kuantan, Pahang	Sastera dan Kemanusiaan *Arts & Humanities*	**2014**	**0**	**0**	**0**	**8**	**6**	**14**	**0**	**0**	**0**
			2013	38	16	54	26	12	38	43	17	60
		Kejuruteraan, Pembuatan & Pembinaan *Engineering, Manufacturing & Construction*	**2014**	**118**	**69**	**187**	**271**	**36**	**307**	**122**	**27**	**149**
			2013	536	44	580	357	39	396	475	41	516
		Perkhidmatan *Services*	**2014**	**78**	**71**	**149**	**133**	**160**	**293**	**29**	**50**	**79**
			2013	258	275	533	179	189	368	345	412	757
61	Kolej Komuniti Bentong, Pahang	Sains Sosial, Perniagaan & Perundangan *Social Science, Business & Law*	**2014**	**16**	**34**	**50**	**6**	**29**	**35**	**5**	**30**	**35**
			2013	12	51	63	12	50	62	25	82	107
		Sains, Matematik & Komputer *Science, Mathematic & Computer*	**2014**	**28**	**44**	**72**	**40**	**50**	**90**	**6**	**13**	**19**
			2013	43	41	84	43	41	84	32	42	74
		Kejuruteraan, Pembuatan & Pembinaan *Engineering, Manufacturing & Construction*	**2014**	**90**	**33**	**123**	**130**	**7**	**137**	**46**	**1**	**47**
			2013	164	1	165	164	1	165	152	0	152
		Program Asas *General Programmes*	**2014**	**11**	**6**	**17**	**11**	**6**	**17**	**0**	**0**	**0**
			2013	0	0	0	0	0	0	0	0	0
62	Kolej Komuniti Temerloh, Pahang	Sains, Matematik & Komputer *Science, Mathematic & Computer*	**2014**	**30**	**23**	**53**	**42**	**51**	**93**	**21**	**14**	**35**
			2013	93	82	175	68	65	133	40	49	89
		Kejuruteraan, Pembuatan & Pembinaan *Engineering, Manufacturing & Construction*	**2014**	**69**	**39**	**108**	**106**	**80**	**186**	**25**	**0**	**25**
			2013	296	104	400	205	86	291	184	35	219
		Perkhidmatan *Services*	**2014**	**0**	**0**	**0**	**0**	**0**	**0**	**1**	**21**	**22**
			2013	0	0	0	0	0	0	8	53	61
		Program Asas *General Programmes*	**2014**	**4**	**7**	**11**	**1**	**4**	**5**	**0**	**0**	**0**
			2013	0	0	0	0	0	0	0	0	0

Bilangan Kemasukan, Enrolmen dan Keluaran Mengikut Bidang Pengajian Berdasarkan Kolej Komuniti (2013-2014)

Number of Students' Intake, Enrolment and Output by Field of Studies in Community Colleges (2013-2014)

Jadual *Table* **5.2**

Bil. *No.*	Kolej Komuniti *Community Colleges*	Bidang Pengajian *Field of Studies*	Tahun *Year*	Kemasukan *Intake*			Enrolmen *Enrolment*			Keluaran *Output*		
				L / *M*	P / *F*	J / *T*	L / *M*	P / *F*	J / *T*	L / *M*	P / *F*	J / *T*
63	Kolej Komuniti Paya Besar, Pahang	Sastera dan Kemanusiaan *Arts & Humanities*	**2014**	**30**	**20**	**50**	**51**	**39**	**90**	**0**	**0**	**0**
			2013	106	77	183	76	53	129	58	47	105
		Sains, Matematik & Komputer *Science, Mathematic & Computer*	**2014**	**44**	**35**	**79**	**71**	**58**	**129**	**17**	**14**	**31**
			2013	114	78	192	75	76	151	95	105	200
		Kejuruteraan, Pembuatan & Pembinaan *Engineering, Manufacturing & Construction*	**2014**	**49**	**28**	**77**	**149**	**2**	**151**	**37**	**0**	**37**
			2013	204	28	232	129	1	130	262	2	264
		Perkhidmatan *Services*	**2014**	**0**	**0**	**0**	**0**	**0**	**0**	**33**	**36**	**69**
			2013	0	0	0	0	0	0	39	29	68
		Program Asas *General Programmes*	**2014**	**3**	**4**	**7**	**3**	**4**	**7**	**0**	**0**	**0**
			2013	0	0	0	0	0	0	0	0	0
64	Kolej Komuniti Rompin, Pahang	Kejuruteraan, Pembuatan & Pembinaan *Engineering, Manufacturing & Construction*	**2014**	**78**	**35**	**113**	**167**	**5**	**172**	**84**	**0**	**84**
			2013	393	5	398	249	4	253	343	20	363
		Perkhidmatan *Services*	**2014**	**58**	**69**	**127**	**75**	**150**	**225**	**33**	**76**	**109**
			2013	188	319	507	103	166	269	119	236	355
		Program Asas *General Programmes*	**2014**	**5**	**4**	**9**	**6**	**3**	**9**	**0**	**0**	**0**
			2013	0	0	0	0	0	0	0	0	0
65	Kolej Komuniti Raub, Pahang	Kejuruteraan, Pembuatan & Pembinaan *Engineering, Manufacturing & Construction*	**2014**	**16**	**10**	**26**	**6**	**34**	**40**	**0**	**0**	**0**
			2013	11	36	47	11	36	47	5	30	35
		Perkhidmatan *Services*	**2014**	**0**	**0**	**0**	**0**	**0**	**0**	**0**	**9**	**9**
			2013	0	0	0	0	0	0	2	19	21
		Program Asas *General Programmes*	**2014**	**0**	**1**	**1**	**0**	**0**	**0**	**0**	**0**	**0**
			2013	0	0	0	0	0	0	0	0	0

Jadual *Table* **5.2**

Bilangan Kemasukan, Enrolmen dan Keluaran Mengikut Bidang Pengajian Berdasarkan Kolej Komuniti (2013-2014)

Number of Students' Intake, Enrolment and Output by Field of Studies in Community Colleges (2013-2014)

Bil. *No.*	Kolej Komuniti *Community Colleges*	Bidang Pengajian *Field of Studies*	Tahun *Year*	Kemasukan *Intake*			Enrolmen *Enrolment*			Keluaran *Output*		
				L / *M*	P / *F*	J / *T*	L / *M*	P / *F*	J / *T*	L / *M*	P / *F*	J / *T*
66	Kolej Komuniti Lipis, Pahang	Sastera dan Kemanusiaan *Arts & Humanities*	2014	0	0	0	0	0	0	0	0	0
			2013	0	0	0	0	0	0	7	7	14
		Perkhidmatan *Services*	2014	19	11	30	22	19	41	4	6	10
			2013	15	14	29	15	14	29	8	12	20
		Program Asas *General Programmes*	2014	9	4	13	9	4	13	0	0	0
			2013	0	0	0	0	0	0	0	0	0
67	Kolej Komuniti Bera, Pahang	Pertanian & Veterinar *Agriculture & Veterinary*	2014	17	11	28	20	10	30	8	3	11
			2013	66	17	83	59	10	69	68	20	88
		Program Asas *General Programmes*	2014	13	4	17	6	0	6	0	0	0
			2013	0	0	0	0	0	0	0	0	0
68	Kolej Komuniti Pekan, Pahang	Kejuruteraan, Pembuatan & Pembinaan *Engineering, Manufacturing & Construction*	2014	35	22	57	91	5	96	19	1	20
			2013	88	3	91	67	2	69	53	3	56
		Perkhidmatan *Services*	2014	22	16	38	16	42	58	3	18	21
			2013	7	24	31	7	24	31	0	0	0
		Program Asas *General Programmes*	2014	8	1	9	8	2	10	0	0	0
			2013	0	0	0	0	0	0	0	0	0
69	Kolej Komuniti Jerantut, Pahang	Kejuruteraan, Pembuatan & Pembinaan *Engineering, Manufacturing & Construction*	2014	45	23	68	25	77	102	0	0	0
			2013	11	48	59	11	48	59	0	0	0
		Pertanian & Veterinar *Agriculture & Veterinary*	2014	21	13	34	31	15	46	22	6	28
			2013	56	23	79	43	17	60	82	43	125
		Sains, Matematik & Komputer *Science, Mathematic & Computer*	2014	2	5	7	1	5	6	7	17	24
			2013	0	0	0	0	0	0	0	0	0
70	Kolej Komuniti Kuala Terengganu, Terengganu	Kejuruteraan, Pembuatan & Pembinaan *Engineering, Manufacturing & Construction*	2014	200	128	328	311	123	434	136	29	165
			2013	587	268	855	419	188	607	605	260	865
		Sastera dan Kemanusiaan *Arts & Humanities*	2014	5	6	11	3	8	11	0	0	0
			2013	0	0	0	0	0	0	0	0	0
		Perkhidmatan *Services*	2014	0	0	0	0	0	0	0	41	41
			2013	0	0	0	0	0	0	0	0	0

Bilangan Kemasukan, Enrolmen dan Keluaran Mengikut Bidang Pengajian Berdasarkan Kolej Komuniti (2013-2014)

Number of Students' Intake, Enrolment and Output by Field of Studies in Community Colleges (2013-2014)

Jadual *Table* **5.2**

Bil. *No.*	Kolej Komuniti *Community Colleges*	Bidang Pengajian *Field of Studies*	Tahun *Year*	Kemasukan *Intake*			Enrolmen *Enrolment*			Keluaran *Output*		
				L / *M*	P / *F*	J / *T*	L / *M*	P / *F*	J / *T*	L / *M*	P / *F*	J / *T*
71	Kolej Komuniti Kemaman, Terengganu	Sains, Matematik & Komputer *Science, Mathematic & Computer*	2014	32	16	48	30	45	75	10	17	27
			2013	36	56	92	29	36	65	41	49	90
72	Kolej Komuniti Besut, Terengganu	Sastera dan Kemanusiaan *Arts & Humanities*	2014	13	16	29	18	9	27	0	0	0
			2013	0	0	0	0	0	0	0	0	0
		Kejuruteraan, Pembuatan & Pembinaan *Engineering, Manufacturing & Construction*	2014	11	11	22	14	8	22	0	0	0
			2013	0	0	0	0	0	0	0	0	0
73	Kolej Komuniti Kok Lanas, Kelantan	Sastera dan Kemanusiaan *Arts & Humanities*	2014	36	32	68	67	43	110	0	0	0
			2013	249	102	351	194	74	268	193	99	292
		Sains, Matematik & Komputer *Science, Mathematic & Computer*	2014	0	0	0	0	0	0	16	7	23
			2013	0	0	0	0	0	0	0	0	0
		Perkhidmatan *Services*	2014	51	41	92	25	134	159	25	57	82
			2013	26	179	205	23	134	157	50	208	258
		Program Asas *General Programmes*	2014	5	5	10	3	4	7	0	0	0
			2013	0	0	0	0	0	0	0	0	0
74	Kolej Komuniti Pasir Mas, Kelantan	Sains Sosial, Perniagaan & Perundangan *Social Science, Business & Law*	2014	29	17	46	30	37	67	21	56	77
			2013	139	167	306	109	109	218	122	163	285
75	Kolej Komuniti Jeli, Kelantan	Kejuruteraan, Pembuatan & Pembinaan *Engineering, Manufacturing & Construction*	2014	71	40	111	25	148	173	0	0	0
			2013	75	158	233	75	156	231	103	163	266
		Perkhidmatan *Services*	2014	0	0	0	0	0	0	3	12	15
			2013	0	0	0	0	0	0	50	75	125
76	Kolej Komuniti Kuching, Sarawak	Kejuruteraan, Pembuatan & Pembinaan *Engineering, Manufacturing & Construction*	2014	38	32	70	67	70	137	50	32	82
			2013	66	97	163	66	97	163	88	117	205
		Perkhidmatan *Services*	2014	28	21	49	37	51	88	15	37	52
			2013	37	55	92	37	55	92	69	121	190
		Sastera dan Kemanusiaan *Arts & Humanities*	2014	0	0	0	8	2	10	0	0	0
			2013	0	0	0	0	0	0	0	0	0

Jadual *Table* **5.2**

Bilangan Kemasukan, Enrolmen dan Keluaran Mengikut Bidang Pengajian Berdasarkan Kolej Komuniti (2013-2014)

Number of Students' Intake, Enrolment and Output by Field of Studies in Community Colleges (2013-2014)

Bil. *No.*	Kolej Komuniti *Community Colleges*	Bidang Pengajian *Field of Studies*	Tahun *Year*	Kemasukan *Intake*			Enrolmen *Enrolment*			Keluaran *Output*		
				L / *M*	P / *F*	J / *T*	L / *M*	P / *F*	J / *T*	L / *M*	P / *F*	J / *T*
77	Kolej Komuniti Mas Gading, Sarawak	Sains, Matematik & Komputer *Science, Mathematic & Computer*	**2014**	**41**	**7**	**48**	**31**	**57**	**88**	**10**	**10**	**20**
			2013	67	88	155	46	70	116	64	88	152
		Kejuruteraan, Pembuatan & Pembinaan *Engineering, Manufacturing & Construction*	**2014**	**31**	**1**	**32**	**32**	**15**	**47**	**10**	**11**	**21**
			2013	65	17	82	50	17	67	8	9	17
		Pertanian & Veterinar *Agriculture & Veterinary*	**2014**	**0**	**0**	**0**	**0**	**0**	**0**	**0**	**0**	**0**
			2013	2	3	5	2	3	5	24	12	36
78	Kolej Komuniti Miri, Sarawak	Sastera dan Kemanusiaan *Arts & Humanities*	**2014**	**28**	**8**	**36**	**13**	**19**	**32**	**8**	**21**	**29**
			2013	27	30	57	27	30	57	41	53	94
		Kejuruteraan, Pembuatan & Pembinaan *Engineering, Manufacturing & Construction*	**2014**	**14**	**9**	**23**	**38**	**10**	**48**	**9**	**1**	**10**
			2013	11	2	13	11	2	13	0	0	0
79	Kolej Komuniti Santubong, Sarawak	Kejuruteraan, Pembuatan & Pembinaan *Engineering, Manufacturing & Construction*	**2014**	**21**	**16**	**37**	**78**	**1**	**79**	**31**	**1**	**32**
			2013	168	8	176	88	5	93	62	5	67
80	Kolej Komuniti Betong, Sarawak	Kejuruteraan, Pembuatan & Pembinaan *Engineering, Manufacturing & Construction*	**2014**	**20**	**12**	**32**	**31**	**25**	**56**	**12**	**14**	**26**
			2013	21	17	38	21	17	38	39	26	65
81	Kolej Komuniti Sarikei, Sarawak	Perkhidmatan *Services*	**2014**	**22**	**9**	**31**	**12**	**19**	**31**	**0**	**0**	**0**
			2013	0	0	0	0	0	0	0	0	0
82	Kolej Komuniti Tawau, Sabah	Sains, Matematik & Komputer *Science, Mathematic & Computer*	**2014**	**47**	**35**	**82**	**49**	**68**	**117**	**27**	**38**	**65**
			2013	86	122	208	64	79	143	55	54	109
		Kejuruteraan, Pembuatan & Pembinaan *Engineering, Manufacturing & Construction*	**2014**	**138**	**72**	**210**	**260**	**12**	**272**	**49**	**1**	**50**
			2013	450	7	457	327	5	332	407	56	463
		Program Asas *General Programmes*	**2014**	**17**	**3**	**20**	**10**	**3**	**13**	**0**	**0**	**0**
			2013	0	0	0	0	0	0	0	0	0
83	Kolej Komuniti Semporna, Sabah	Perkhidmatan *Services*	**2014**	**15**	**10**	**25**	**14**	**23**	**37**	**10**	**10**	**20**
			2013	31	24	55	24	21	45	15	11	26
84	Kolej Komuniti Lahad Datu, Sabah	Kejuruteraan, Pembuatan & Pembinaan *Engineering, Manufacturing & Construction*	**2014**	**28**	**23**	**51**	**24**	**58**	**82**	**0**	**0**	**0**
			2013	7	35	42	7	28	35	2	7	9
		Pertanian & Veterinar *Agriculture & Veterinary*	**2014**	**0**	**0**	**0**	**21**	**14**	**35**	**10**	**24**	**34**
			2013	78	36	114	60	29	89	27	9	36

Bilangan Kemasukan, Enrolmen dan Keluaran Mengikut Bidang Pengajian Berdasarkan Kolej Komuniti (2013-2014)

Number of Students' Intake, Enrolment and Output by Field of Studies in Community Colleges (2013-2014)

Jadual *Table* **5.2**

Bil. *No.*	Kolej Komuniti *Community Colleges*	Bidang Pengajian *Field of Studies*	Tahun *Year*	Kemasukan *Intake*			Enrolmen *Enrolment*			Keluaran *Output*		
				L / *M*	P / *F*	J / *T*	L / *M*	P / *F*	J / *T*	L / *M*	P / *F*	J / *T*
85	Kolej Komuniti Sandakan, Sabah	Kejuruteraan, Pembuatan & Pembinaan *Engineering, Manufacturing & Construction*	2014	38	32	70	91	8	99	5	4	9
			2013	44	10	54	38	5	43	25	15	40
		Perkhidmatan *Services*	2014	29	20	49	31	40	71	0	0	0
			2013	7	26	33	7	26	33	0	0	0
86	Kolej Komuniti Beaufort, Sabah	Kejuruteraan, Pembuatan & Pembinaan *Engineering, Manufacturing & Construction*	2014	0	0	0	15	0	15	0	0	0
			2013	0	0	0	0	0	0	51	44	95
		Perkhidmatan *Services*	2014	21	7	28	20	35	55	0	0	0
			2013	4	11	15	4	11	15	0	0	0
87	Kolej Komuniti Penampang, Sabah	Kejuruteraan, Pembuatan & Pembinaan *Engineering, Manufacturing & Construction*	2014	9	7	16	9	7	16	0	0	0
			2013	0	0	0	0	0	0	0	0	0
	Kolej Komuniti Penampang, Sabah	Sains Sosial, Perniagaan & Perundangan *Social Science, Business &*	2014	11	13	24	3	19	22	0	0	0
			2013	0	0	0	0	0	0	0	0	0
88	Kolej Komuniti Tambunan, Sabah	Pertanian & Veterinar *Agriculture & Veterinary*	2014	65	16	81	44	32	76	13	9	22
			2013	0	0	0	0	0	0	0	0	0
		Perkhidmatan *Services*	2014	41	20	61	19	43	62	0	0	0
			2013	0	0	0	0	0	0	0	0	0

Jadual *Table* **5.2**

Bilangan Kemasukan, Enrolmen dan Keluaran Mengikut Bidang Pengajian Berdasarkan Kolej Komuniti (2013-2014)

Number of Students' Intake, Enrolment and Output by Field of Studies in Community Colleges (2013-2014)

Bil. *No.*	Kolej Komuniti *Community Colleges*	Bidang Pengajian *Field of Studies*	Tahun *Year*	Kemasukan *Intake*			Enrolmen *Enrolment*			Keluaran *Output*		
				L / *M*	P / *F*	J / *T*	L / *M*	P / *F*	J / *T*	L / *M*	P / *F*	J / *T*
JUMLAH MENGIKUT BIDANG PENGAJIAN *TOTAL FIELD OF STUDIES*		**Sastera dan Kemanusiaan** *Arts & Humanities*	**2014**	**375**	**280**	**655**	**576**	**382**	**958**	**38**	**40**	**78**
			2013	1,201	600	1,801	836	422	1,258	844	448	1,292
		Sains Sosial, Perniagaan & Perundangan *Social Science, Business & Law*	**2014**	**191**	**195**	**386**	**124**	**374**	**498**	**128**	**379**	**507**
			2013	395	848	1,243	298	623	921	476	1,053	1,529
		Sains, Matematik & Komputer *Science, Mathematic & Computer*	**2014**	**991**	**721**	**1,712**	**1,390**	**1,396**	**2,786**	**711**	**621**	**1,332**
			2013	2,357	2,162	4,519	1,712	1,610	3,322	2,069	1,962	4,031
		Kejuruteraan, Pembuatan & Pembinaan *Engineering, Manufacturing & Construction*	**2014**	**3,918**	**2,576**	**6,494**	**6,808**	**2,885**	**9,693**	**2,101**	**393**	**2,494**
			2013	11,865	3,676	15,541	8,732	2,907	11,639	10,266	2,555	12,821
		Pertanian & Veterinar *Agriculture & Veterinary*	**2014**	**144**	**74**	**218**	**216**	**98**	**314**	**85**	**55**	**140**
			2013	370	101	471	296	77	373	397	118	515
		Perkhidmatan *Services*	**2014**	**1,364**	**970**	**2,334**	**1,453**	**2,086**	**3,539**	**602**	**1,330**	**1,932**
			2013	2,480	2,997	5,477	1,864	2,091	3,955	3,240	4,057	7,297
		Program Asas *General Programmes*	**2014**	**231**	**73**	**304**	**148**	**49**	**197**	**0**	**0**	**0**
			2013	0	0	0	0	0	0	0	0	0
JUMLAH/ *TOTAL*			**2014**	**7,214**	**4,889**	**12,103**	**10,715**	**7,270**	**17,985**	**3,665**	**2,818**	**6,483**
			2013	18,668	10,384	29,052	13,738	7,730	21,468	17,292	10,193	27,485

Nota :

1. *Kemasukan dan Enrolmen adalah merangkumi peringkat pengajian Diploma, Sijil, Sijil Kemahiran Khas dan Sijil Modular Kebangsaan*
2. *Keluaran adalah merangkumi peringkat Sijil Kolej Komuniti dan Sijil Kemahiran Khas sahaja (pelajar yang tamat pengajian dengan jumlah jam kredit yang mencukupi bagi penganugerahan sijil)*

Bilangan Kemasukan, Enrolmen dan Keluaran Mengikut Peringkat Pengajian Berdasarkan Kolej Komuniti (2014)

Number of Students' Intake, Enrolment and Output by Level of Studies in Community Colleges (2014)

Jadual *Table* **5.3**

Bil. *No.*	Kolej Komuniti *Community Colleges*	Peringkat Pengajian *Level of Studies*	Kemasukan *Intake*			Enrolmen *Enrolment*			Keluaran *Output*		
			L / *M*	P / *F*	J / *T*	L / *M*	P / *F*	J / *T*	L / *M*	P / *F*	J / *T*
1	Kolej Komuniti Arau, Perlis	Sijil / *Certificate*	188	150	338	265	302	567	141	130	271
		Sijil Kemahiran Khas / *Special Skills Certificate*	7	4	11	6	5	11	0	0	0
		Sijil Modular Kebangsaan / *Modular Certificate Program (MCP)*	49	71	120	21	7	28	242	155	397
2	Kolej Komuniti Bandar Darulaman, Kedah	Sijil / *Certificate*	217	158	375	473	144	617	195	74	269
		Sijil Modular Kebangsaan / *Modular Certificate Program (MCP)*	54	3	57	39	9	48	406	38	444
3	Kolej Komuniti Sungai Petani, Kedah	Diploma / *Diploma*	11	4	15	0	15	15	0	0	0
		Sijil / *Certificate*	166	135	301	244	234	478	82	97	179
		Sijil Kemahiran Khas / *Special Skills Certificate*	9	3	12	6	6	12	0	0	0
		Sijil Modular Kebangsaan / *Modular Certificate Program (MCP)*	20	14	34	0	0	0	263	379	642
4	Kolej Komuniti Langkawi @ Langkawi Tourism Academy , Kedah	Sijil / *Certificate*	139	84	223	184	183	367	65	72	137
		Sijil Modular Kebangsaan / *Modular Certificate Program (MCP)*	12	3	15	0	0	0	55	37	92
5	Kolej Komuniti Kulim, Kedah	Sijil / *Certificate*	73	52	125	53	134	187	34	102	136
		Sijil Modular Kebangsaan / *Modular Certificate Program (MCP)*	7	33	40	4	4	8	37	81	118
6	Kolej Komuniti Baling, Kedah	Sijil / *Certificate*	81	60	141	33	173	206	6	71	77
		Sijil Modular Kebangsaan / *Modular Certificate Program (MCP)*	1	27	28	0	0	0	41	88	129
7	Kolej Komuniti Bandar Baharu, Kedah	Sijil / *Certificate*	29	14	43	69	0	69	31	0	31
		Sijil Modular Kebangsaan / *Modular Certificate Program (MCP)*	8	0	8	2	0	2	61	0	61
8	Kolej Komuniti Jerai, Kedah	Sijil / *Certificate*	21	17	38	23	36	59	7	14	21
		Sijil Modular Kebangsaan / *Modular Certificate Program (MCP)*	4	1	5	0	0	0	0	0	0
9	Kolej Komuniti Padang Terap, Kedah	Sijil / *Certificate*	65	38	103	116	55	171	10	13	23
		Sijil Modular Kebangsaan / *Modular Certificate Program (MCP)*	0	0	0	0	0	0	0	0	0
10	Kolej Komuniti Kepala Batas, Pulau Pinang	Sijil / *Certificate*	122	114	236	319	61	380	127	44	171
		Sijil Modular Kebangsaan / *Modular Certificate Program (MCP)*	15	3	18	13	0	13	0	0	0
11	Kolej Komuniti Bayan Baru, Pulau Pinang	Sijil / *Certificate*	48	49	97	29	99	128	0	0	0
		Sijil Kemahiran Khas / *Special Skills Certificate*	5	5	10	14	6	20	0	0	0
		Sijil Modular Kebangsaan / *Modular Certificate Program (MCP)*	2	2	4	0	0	0	0	0	0

Jadual *Table* **5.3**

Bilangan Kemasukan, Enrolmen dan Keluaran Mengikut Peringkat Pengajian Berdasarkan Kolej Komuniti (2014)

Number of Students' Intake, Enrolment and Output by Level of Studies in Community Colleges (2014)

Bil. *No.*	Kolej Komuniti *Community Colleges*	Peringkat Pengajian *Level of Studies*	Kemasukan *Intake*			Enrolmen *Enrolment*			Keluaran *Output*		
			L / *M*	P / *F*	J / *T*	L / *M*	P / *F*	J / *T*	L / *M*	P / *F*	J / *T*
12	Kolej Komuniti Nibong Tebal, Pulau Pinang	Sijil / *Certificate*	31	21	52	52	39	91	12	4	16
		Sijil Modular Kebangsaan / *Modular Certificate Program (MCP)*	1	2	3	0	0	0	10	5	15
13	Kolej Komuniti Bukit Mertajam, Pulau Pinang	Sijil / *Certificate*	29	22	51	4	68	72	0	18	18
		Sijil Modular Kebangsaan / *Modular Certificate Program (MCP)*	0	0	0	0	3	3	1	22	23
14	Kolej Komuniti Tasek Gelugor, Pulau Pinang	Sijil / *Certificate*	27	23	50	18	56	74	0	17	17
		Sijil Modular Kebangsaan / *Modular Certificate Program (MCP)*	8	2	10	0	0	0	0	0	0
15	Kolej Komuniti Seberang Jaya, Pulau Pinang	Sijil / *Certificate*	111	71	182	221	39	260	60	12	72
		Sijil Modular Kebangsaan / *Modular Certificate Program (MCP)*	6	2	8	3	2	5	78	6	84
16	Kolej Komuniti Teluk Intan, Perak	Sijil / *Certificate*	67	8	75	85	49	134	54	27	81
		Sijil Modular Kebangsaan / *Modular Certificate Program (MCP)*	0	0	0	20	5	25	33	13	46
17	Kolej Komuniti Chenderoh, Perak	Sijil / *Certificate*	151	70	221	213	133	346	72	44	116
		Sijil Modular Kebangsaan / *Modular Certificate Program (MCP)*	0	0	0	0	0	0	157	97	254
18	Kolej Komuniti Gerik, Perak	Sijil / *Certificate*	140	112	252	171	183	354	41	55	96
		Sijil Modular Kebangsaan / *Modular Certificate Program (MCP)*	10	6	16	19	13	32	179	138	317
19	Kolej Komuniti Sungai Siput, Perak	Sijil / *Certificate*	82	70	152	203	70	273	58	31	89
		Sijil Kemahiran Khas / *Special Skills Certificate*	0	0	0	3	0	3	0	0	0
		Sijil Modular Kebangsaan / *Modular Certificate Program (MCP)*	5	2	7	4	2	6	125	36	161
20	Kolej Komuniti Pasir Salak, Perak	Sijil / *Certificate*	114	100	214	163	168	331	53	85	138
		Sijil Modular Kebangsaan / *Modular Certificate Program (MCP)*	12	2	14	6	1	7	100	52	152
21	Kolej Komuniti Manjung, Perak	Sijil / *Certificate*	17	21	38	8	55	63	0	7	7
		Sijil Kemahiran Khas / *Special Skills Certificate*	0	0	0	0	0	0	0	0	0
		Sijil Modular Kebangsaan / *Modular Certificate Program (MCP)*	10	7	17	10	4	14	29	31	60

Bilangan Kemasukan, Enrolmen dan Keluaran Mengikut Peringkat Pengajian Berdasarkan Kolej Komuniti (2014)

Number of Students' Intake, Enrolment and Output by Level of Studies in Community Colleges (2014)

Jadual *Table* **5.3**

Bil. *No.*	Kolej Komuniti *Community Colleges*	Peringkat Pengajian *Level of Studies*	Kemasukan *Intake*			Enrolmen *Enrolment*			Keluaran *Output*		
			L / *M*	P / *F*	J / *T*	L / *M*	P / *F*	J / *T*	L / *M*	P / *F*	J / *T*
22	Kolej Komuniti Tapah, Perak	**Sijil /** *Certificate*	23	12	35	45	20	65	29	13	42
		Sijil Kemahiran Khas / *Special Skills Certificate*	0	0	0	0	0	0	0	0	0
		Sijil Modular Kebangsaan / *Modular Certificate Program (MCP)*	0	0	0	0	0	0	28	10	38
23	Kolej Komuniti Kuala Kangsar, Perak	**Sijil /** *Certificate*	18	13	31	6	55	61	4	24	28
		Sijil Modular Kebangsaan / *Modular Certificate Program (MCP)*	0	0	0	0	0	0	19	2	21
24	Kolej Komuniti Batu Gajah, Perak	**Sijil /** *Certificate*	47	44	91	2	94	96	0	25	25
		Sijil Modular Kebangsaan / *Modular Certificate Program (MCP)*	0	0	0	0	0	0	78	71	149
25	Kolej Komuniti Gopeng, Perak	**Sijil /** *Certificate*	28	31	59	54	32	86	10	5	15
		Sijil Modular Kebangsaan / *Modular Certificate Program (MCP)*	0	0	0	0	0	0	21	10	31
26	Kolej Komuniti Taiping, Perak	**Sijil /** *Certificate*	29	27	56	37	53	90	28	13	41
		Sijil Modular Kebangsaan / *Modular Certificate Program (MCP)*	5	8	13	4	8	12	0	0	0
27	Kolej Komuniti Bagan Datoh, Perak	**Diploma /** *Diploma*	0	0	0	0	0	0	0	0	0
		Sijil / *Certificate*	14	9	23	9	14	23	15	5	20
		Sijil Modular Kebangsaan / *Modular Certificate Program (MCP)*	0	0	0	0	0	0	0	0	0
28	Kolej Komuniti Bagan Serai, Perak	**Diploma /** *Diploma*	0	0	0	0	0	0	0	0	0
		Sijil / *Certificate*	6	5	11	2	9	11	0	0	0
		Sijil Modular Kebangsaan / *Modular Certificate Program (MCP)*	0	0	0	0	0	0	0	0	0
29	Kolej Komuniti Sabak Bernam, Selangor	**Sijil /** *Certificate*	125	80	205	215	161	376	112	84	196
		Sijil Modular Kebangsaan / *Modular Certificate Program (MCP)*	5	2	7	18	2	20	14	2	16
30	Kolej Komuniti Kuala Langat, Selangor	**Diploma /** *Diploma*	0	0	0	12	1	13	0	0	0
		Sijil / *Certificate*	186	141	327	400	168	568	182	129	311
		Sijil Modular Kebangsaan / *Modular Certificate Program (MCP)*	61	29	90	42	14	56	343	197	540
31	Kolej Komuniti Hulu Selangor, Selangor	**Sijil /** *Certificate*	45	39	84	70	69	139	51	33	84
		Sijil Modular Kebangsaan / *Modular Certificate Program (MCP)*	4	1	5	0	0	0	36	19	55
32	Kolej Komuniti Hulu Langat, Selangor	**Sijil /** *Certificate*	104	114	218	271	85	356	53	28	81
		Sijil Modular Kebangsaan / *Modular Certificate Program (MCP)*	33	6	39	20	5	25	31	15	46
33	Kolej Komuniti Selayang, Selangor	**Diploma /** *Diploma*	13	9	22	24	10	34	0	0	0
		Sijil / *Certificate*	204	146	350	164	230	394	73	67	140
		Sijil Kemahiran Khas /	12	16	28	32	23	55	24	20	44
		Sijil Modular Kebangsaan / *Modular Certificate Program*	9	9	18	58	38	96	490	325	815

Jadual *Table* **5.3**

Bilangan Kemasukan, Enrolmen dan Keluaran Mengikut Peringkat Pengajian Berdasarkan Kolej Komuniti (2014)

Number of Students' Intake, Enrolment and Output by Level of Studies in Community Colleges (2014)

Bil. *No.*	Kolej Komuniti *Community Colleges*	Peringkat Pengajian *Level of Studies*	Kemasukan *Intake*			Enrolmen *Enrolment*			Keluaran *Output*		
			L / *M*	P / *F*	J / *T*	L / *M*	P / *F*	J / *T*	L / *M*	P / *F*	J / *T*
34	Kolej Komuniti Tanjung Karang, Selangor	Sijil / *Certificate*	20	20	40	66	28	94	28	15	43
		Sijil Modular Kebangsaan / *Modular Certificate Program (MCP)*	0	0	0	0	0	0	4	0	4
35	Kolej Komuniti Klang , Selangor	Sijil / *Certificate*	39	36	75	74	34	108	43	20	63
		Sijil Modular Kebangsaan / *Modular Certificate Program (MCP)*	5	5	10	0	0	0	51	19	70
36	Kolej Komuniti Shah Alam, Selangor	Sijil / *Certificate*	24	17	41	41	27	68	9	12	21
		Sijil Modular Kebangsaan / *Modular Certificate Program (MCP)*	2	2	4	0	0	0	0	0	0
37	Kolej Komuniti Ampang, Selangor	Diploma / *Diploma*	4	8	12	6	6	12	0	0	0
		Sijil / *Certificate*	0	0	0	0	0	0	0	0	0
		Sijil Modular Kebangsaan / *Modular Certificate Program (MCP)*	0	0	0	0	0	0	0	0	0
38	Kolej Komuniti Jempol, Negeri Sembilan	Sijil / *Certificate*	76	65	141	195	40	235	72	17	89
		Sijil Modular Kebangsaan / *Modular Certificate Program (MCP)*	15	0	15	13	0	13	55	5	60
39	Kolej Komuniti Jelebu, Negeri Sembilan	Sijil / *Certificate*	136	82	218	230	121	351	97	71	168
		Sijil Kemahiran Khas / *Special Skills Certificate*	0	0	0	4	3	7	0	0	0
		Sijil Modular Kebangsaan / *Modular Certificate Program (MCP)*	21	1	22	37	0	37	108	0	108
40	Kolej Komuniti Rembau, Negeri Sembilan	Sijil / *Certificate*	32	28	60	77	23	100	24	10	34
		Sijil Modular Kebangsaan / *Modular Certificate Program (MCP)*	0	0	0	0	0	0	0	0	0
41	Kolej Komuniti Tampin, Negeri Sembilan	Sijil / *Certificate*	15	14	29	24	28	52	8	16	24
		Sijil Modular Kebangsaan / *Modular Certificate Program (MCP)*	1	5	6	2	1	3	13	9	22
42	Kolej Komuniti Bukit Beruang, Melaka	Sijil / *Certificate*	216	162	378	378	200	578	90	30	120
		Sijil Modular Kebangsaan / *Modular Certificate Program (MCP)*	32	3	35	86	19	105	375	119	494
43	Kolej Komuniti Masjid Tanah, Melaka	Sijil / *Certificate*	95	73	168	218	78	296	66	45	111
		Sijil Modular Kebangsaan / *Modular Certificate Program (MCP)*	83	17	100	43	3	46	179	34	213
44	Kolej Komuniti Selandar, Melaka	Sijil / *Certificate*	85	54	139	155	79	234	77	50	127
		Sijil Modular Kebangsaan / *Modular Certificate Program (MCP)*	26	2	28	11	0	11	42	29	71

Bilangan Kemasukan, Enrolmen dan Keluaran Mengikut Peringkat Pengajian Berdasarkan Kolej Komuniti (2014)

Number of Students' Intake, Enrolment and Output by Level of Studies in Community Colleges (2014)

Jadual *Table* **5.3**

Bil. *No.*	Kolej Komuniti *Community Colleges*	Peringkat Pengajian *Level of Studies*	Kemasukan *Intake*			Enrolmen *Enrolment*			Keluaran *Output*		
			L / *M*	P / *F*	J / *T*	L / *M*	P / *F*	J / *T*	L / *M*	P / *F*	J / *T*
45	Kolej Komuniti Jasin, Melaka	Sijil / *Certificate*	119	85	204	201	136	337	132	90	222
		Sijil Modular Kebangsaan / *Modular Certificate Program (MCP)*	38	19	57	22	3	25	50	42	92
46	Kolej Komuniti Kota Melaka, Melaka	Diploma / *Diploma*	11	8	19	1	15	16	0	0	0
		Sijil / *Certificate*	40	28	68	28	54	82	0	2	2
		Sijil Modular Kebangsaan / *Modular Certificate Program (MCP)*	23	3	26	14	3	17	17	23	40
47	Kolej Komuniti Tangga Batu, Melaka	Sijil / *Certificate*	26	14	40	18	32	50	4	6	10
		Sijil Modular Kebangsaan / *Modular Certificate Program (MCP)*	13	2	15	20	1	21	28	1	29
48	Kolej Komuniti Segamat, Johor	Sijil / *Certificate*	105	76	181	240	90	330	150	60	210
		Sijil Modular Kebangsaan / *Modular Certificate Program (MCP)*	47	6	53	33	4	37	218	42	260
49	Kolej Komuniti Ledang, Johor	Sijil / *Certificate*	104	83	187	187	102	289	75	49	124
		Sijil Modular Kebangsaan / *Modular Certificate Program (MCP)*	36	0	36	27	28	55	0	0	0
50	Kolej Komuniti	Sijil / *Certificate*	82	64	146	118	74	192	37	46	83
		Sijil Modular Kebangsaan / *Modular Certificate Program (MCP)*	2	1	3	7	6	13	45	54	99
51	Kolej Komuniti Segamat 2, Johor	Diploma / *Diploma*	13	12	25	22	1	23	0	0	0
		Sijil / *Certificate*	92	63	155	163	89	252	57	32	89
		Sijil Modular Kebangsaan / *Modular Certificate Program (MCP)*	40	0	40	0	0	0	54	24	78
52	Kolej Komuniti Pasir Gudang, Johor	Sijil / *Certificate*	87	65	152	74	204	278	16	77	93
		Sijil Modular Kebangsaan / *Modular Certificate Program (MCP)*	3	2	5	1	0	1	9	63	72
53	Kolej Komuniti Muar, Johor	Sijil / *Certificate*	18	12	30	11	41	52	0	0	0
		Sijil Modular Kebangsaan / *Modular Certificate Program (MCP)*	1	2	3	1	1	2	0	0	0
54	Kolej Komuniti Pagoh, Johor	Sijil / *Certificate*	20	21	41	5	50	55	0	13	13
		Sijil Modular Kebangsaan / *Modular Certificate Program (MCP)*	0	0	0	0	0	0	0	20	20
55	Kolej Komuniti Bandar Tenggara, Johor	Sijil / *Certificate*	17	15	32	23	38	61	0	0	0
		Sijil Modular Kebangsaan / *Modular Certificate Program (MCP)*	0	0	0	9	1	10	49	0	49

Jadual *Table* **5.3**

Bilangan Kemasukan, Enrolmen dan Keluaran Mengikut Peringkat Pengajian Berdasarkan Kolej Komuniti (2014)

Number of Students' Intake, Enrolment and Output by Level of Studies in Community Colleges (2014)

Bil. *No.*	Kolej Komuniti *Community Colleges*	Peringkat Pengajian *Level of Studies*	Kemasukan *Intake*			Enrolmen *Enrolment*			Keluaran *Output*		
			L / *M*	P / *F*	J / *T*	L / *M*	P / *F*	J / *T*	L / *M*	P / *F*	J / *T*
56	Kolej Komuniti Tanjung Piai, Johor	Sijil / *Certificate*	24	12	36	23	31	54	14	10	24
		Sijil Modular Kebangsaan / *Modular Certificate Program (MCP)*	7	2	9	7	2	9	0	0	0
57	Kolej Komuniti Kota Tinggi, Johor	Sijil / *Certificate*	14	10	24	12	26	38	8	10	18
		Sijil Modular Kebangsaan / *Modular Certificate Program (MCP)*	0	0	0	0	0	0	0	0	0
58	Kolej Komuniti Batu Pahat, Johor	Sijil / *Certificate*	27	10	37	81	1	82	9	0	9
		Sijil Modular Kebangsaan / *Modular Certificate Program (MCP)*	17	1	18	17	0	17	14	0	14
59	Kolej Komuniti Kluang, Johor	Sijil / *Certificate*	42	26	68	100	0	100	28	0	28
		Sijil Modular Kebangsaan / *Modular Certificate Program (MCP)*	1	0	1	1	0	1	73	0	73
60	Kolej Komuniti Kuantan, Pahang	Sijil / *Certificate*	163	139	302	363	170	533	151	77	228
		Sijil Modular Kebangsaan / *Modular Certificate Program (MCP)*	33	1	34	49	32	81	235	89	324
61	Kolej Komuniti Bentong, Pahang	Diploma / *Diploma*	7	1	8	6	2	8	0	0	0
		Sijil / *Certificate*	69	73	142	170	84	254	57	44	101
		Sijil Modular Kebangsaan / *Modular Certificate Program (MCP)*	69	43	112	11	6	17	106	74	180
62	Kolej Komuniti Temerloh, Pahang	Sijil / *Certificate*	99	61	160	123	120	243	47	35	82
		Sijil Modular Kebangsaan / *Modular Certificate Program (MCP)*	4	8	12	26	15	41	0	0	0
63	Kolej Komuniti Paya Besar, Pahang	Sijil / *Certificate*	114	83	197	208	85	293	87	50	137
		Sijil Kemahiran Khas / *Special Skills Certificate*	0	0	0	4	2	6	0	0	0
		Sijil Modular Kebangsaan / *Modular Certificate Program (MCP)*	12	4	16	62	16	78	60	67	127
64	Kolej Komuniti Rompin, Pahang	Sijil / *Certificate*	98	68	166	213	93	306	117	76	193
		Sijil Modular Kebangsaan / *Modular Certificate Program (MCP)*	43	40	83	35	65	100	167	102	269
65	Kolej Komuniti Raub, Pahang	Sijil / *Certificate*	16	10	26	6	34	40	0	9	9
		Sijil Modular Kebangsaan / *Modular Certificate Program (MCP)*	0	1	1	0	0	0	0	0	0
66	Kolej Komuniti Lipis, Pahang	Sijil / *Certificate*	19	8	27	22	19	41	4	6	10
		Sijil Modular Kebangsaan / *Modular Certificate Program (MCP)*	9	7	16	9	4	13	0	0	0
67	Kolej Komuniti Bera, Pahang	Sijil / *Certificate*	13	11	24	19	10	29	8	3	11
		Sijil Modular Kebangsaan / *Modular Certificate Program (MCP)*	17	4	21	7	0	7	3	1	4

Bilangan Kemasukan, Enrolmen dan Keluaran Mengikut Peringkat Pengajian Berdasarkan Kolej Komuniti (2014)

Number of Students' Intake, Enrolment and Output by Level of Studies in Community Colleges (2014)

Jadual *Table* **5.3**

Bil. *No.*	Kolej Komuniti *Community Colleges*	Peringkat Pengajian *Level of Studies*	Kemasukan *Intake*			Enrolmen *Enrolment*			Keluaran *Output*		
			L / *M*	P / *F*	J / *T*	L / *M*	P / *F*	J / *T*	L / *M*	P / *F*	J / *T*
68	Kolej Komuniti Pekan, Pahang	Sijil / *Certificate*	57	37	94	88	46	134	22	19	41
		Sijil Modular Kebangsaan / *Modular Certificate Program (MCP)*	8	2	10	27	3	30	21	1	22
69	Kolej Komuniti Jerantut, Pahang	Sijil / *Certificate*	66	36	102	56	92	148	29	23	52
		Sijil Modular Kebangsaan / *Modular Certificate Program (MCP)*	2	5	7	1	5	6	13	0	13
70	Kolej Komuniti Kuala Terengganu, Terengganu	Sijil / *Certificate*	146	114	260	299	113	412	136	70	206
		Sijil Kemahiran Khas / *Special Skills Certificate*	5	6	11	3	8	11	0	0	0
		Sijil Modular Kebangsaan / *Modular Certificate Program (MCP)*	54	14	68	12	10	22	264	188	452
71	Kolej Komuniti Kemaman, Tereng-ganu	Diploma / *Diploma*	0	0	0	0	0	0	0	0	0
		Sijil / *Certificate*	32	16	48	30	45	75	10	17	27
		Sijil Modular Kebangsaan / *Modular Certificate Program (MCP)*	0	0	0	0	0	0	0	0	0
72	Kolej Komuniti Besut, Terengganu	Diploma / *Diploma*	11	11	22	14	8	22	0	0	0
		Sijil / *Certificate*	13	16	29	18	9	27	0	0	0
		Sijil Modular Kebangsaan / *Modular Certificate Program (MCP)*	0	0	0	0	0	0	0	0	0
73	Kolej Komuniti Kok Lanas, Kelantan	Sijil / *Certificate*	86	72	158	92	148	240	41	64	105
		Sijil Modular Kebangsaan / *Modular Certificate Program (MCP)*	6	6	12	3	33	36	87	38	125
74	Kolej Komuniti Pasir Mas, Kelantan	Sijil / *Certificate*	19	13	32	30	37	67	21	56	77
		Sijil Modular Kebangsaan / *Modular Certificate Program (MCP)*	10	4	14	0	0	0	79	93	172
75	Kolej Komuniti Jeli, Kelantan	Sijil / *Certificate*	71	38	109	25	148	173	3	12	15
		Sijil Modular Kebangsaan / *Modular Certificate Program (MCP)*	0	2	2	0	0	0	14	44	58
76	Kolej Komuniti Kuching, Sarawak	Sijil / *Certificate*	65	50	115	103	113	216	65	69	134
		Sijil Kemahiran Khas / *Special Skills Certificate*	0	0	0	8	2	10	0	0	0
		Sijil Modular Kebangsaan / *Modular Certificate Program (MCP)*	1	3	4	1	8	9	63	103	166
77	Kolej Komuniti Mas Gading, Sarawak	Sijil / *Certificate*	51	8	59	46	72	118	20	21	41
		Sijil Modular Kebangsaan / *Modular Certificate Program (MCP)*	21	0	21	17	0	17	19	20	39
78	Kolej Komuniti Miri, Sarawak	Sijil / *Certificate*	36	15	51	51	29	80	17	22	39
		Sijil Modular Kebangsaan / *Modular Certificate Program (MCP)*	6	2	8	0	0	0	23	27	50
79	Kolej Komuniti Santubong, Sara-wak	Sijil / *Certificate*	19	16	35	70	0	70	31	1	32
		Sijil Modular Kebangsaan / *Modular Certificate Program (MCP)*	2	0	2	8	1	9	29	1	30

Jadual *Table* **5.3**

Bilangan Kemasukan, Enrolmen dan Keluaran Mengikut Peringkat Pengajian Berdasarkan Kolej Komuniti (2014)

Number of Students' Intake, Enrolment and Output by Level of Studies in Community Colleges (2014)

Bil. *No.*	Kolej Komuniti *Community Colleges*	Peringkat Pengajian *Level of Studies*	Kemasukan *Intake*			Enrolmen *Enrolment*			Keluaran *Output*		
			L / *M*	P / *F*	J / *T*	L / *M*	P / *F*	J / *T*	L / *M*	P / *F*	J / *T*
80	Kolej Komuniti Betong, Sarawak	Sijil / *Certificate*	20	12	32	31	25	56	12	14	26
		Sijil Modular Kebangsaan / *Modular Certificate Program (MCP)*	0	0	0	0	0	0	10	6	16
81	Kolej Komuniti Sarikei, Sarawak	Diploma / *Diploma*	0	0	0	0	0	0	0	0	0
		Sijil / *Certificate*	22	9	31	12	19	31	0	0	0
		Sijil Modular Kebangsaan / *Modular Certificate Program (MCP)*	0	0	0	0	0	0	0	0	0
82	Kolej Komuniti Tawau, Sabah	Sijil / *Certificate*	132	98	230	265	80	345	76	39	115
		Sijil Modular Kebangsaan / *Modular Certificate Program (MCP)*	70	12	82	54	3	57	369	76	445
83	Kolej Komuniti Semporna, Sabah	Sijil / *Certificate*	13	10	23	14	23	37	10	10	20
		Sijil Modular Kebangsaan / *Modular Certificate Program (MCP)*	2	0	2	0	0	0	11	3	14
84	Kolej Komuniti Lahad Datu, Sabah	Sijil / *Certificate*	28	23	51	45	72	117	10	24	34
		Sijil Modular Kebangsaan / *Modular Certificate Program (MCP)*	0	0	0	0	0	0	20	18	38
85	Kolej Komuniti Sandakan, Sabah	Sijil / *Certificate*	63	52	115	113	44	157	5	4	9
		Sijil Modular Kebangsaan / *Modular Certificate Program (MCP)*	4	0	4	9	4	13	0	0	0
86	Kolej Komuniti Beaufort, Sabah	Sijil / *Certificate*	21	7	28	35	35	70	0	0	0
		Sijil Kemahiran Khas / *Special Skills Certificate*	0	0	0	0	0	0	0	0	0
		Sijil Modular Kebangsaan / *Modular Certificate Program (MCP)*	0	0	0	0	0	0	0	0	0
87	Kolej Komuniti Penampang, Sabah	Diploma / *Diploma*	0	0	0	0	0	0	0	0	0
		Sijil / *Certificate*	20	20	40	12	26	38	0	0	0
		Sijil Modular Kebangsaan / *Modular Certificate Program (MCP)*	0	0	0	0	0	0	0	0	0
88	Kolej Komuniti Tambunan, Sabah	Diploma / *Diploma*	0	0	0	0	0	0	0	0	0
		Sijil / *Certificate*	106	36	142	63	75	138	13	9	22
		Sijil Modular Kebangsaan / *Modular Certificate Program (MCP)*	0	0	0	0	0	0	5	0	5
JUMLAH MENGIKUT PERINGKAT PENGAJIAN *TOTAL LEVEL OF STUDIES*		Diploma / *Diploma*	**70**	**53**	**123**	**85**	**58**	**143**	**0**	**0**	**0**
		Sijil / *Certificate*	**5,979**	**4,336**	**10,315**	**9,585**	**6,763**	**16,348**	**3,641**	**2,798**	**6,439**
		Sijil Kemahiran Khas / *Special Skills Certificate*	**38**	**34**	**72**	**80**	**55**	**135**	**24**	**20**	**44**
		Sijil Modular Kebangsaan / *Modular Certificate Program (MCP)*	**1,127**	**466**	**1,593**	**965**	**394**	**1,359**	**5,859**	**3,264**	**9,123**
		JUMLAH / *TOTAL*	**7,214**	**4,889**	**12,103**	**10,715**	**7,270**	**17,985**	**3,665**	**2,818**	**6,483**

Bilangan Kemasukan, Enrolmen dan Keluaran Bagi Pelajar Sepenuh Masa dan Separuh Masa Mengikut Jantina Berdasarkan Kolej Komuniti (2013 - 2014)

Number of Full Time and Part Time Students' Intake, Enrolment and Output by Gender in Community Colleges (2013 - 2014)

Jadual *Table* **5.4**

Bil. *No.*	Kolej Komuniti *Community Colleges*	Tahun *Year*	Sepenuh masa *Full Time*									Separuh Masa *Part Time*		
			Kemasukan *Intake*			Enrolmen *Enrollment*			Keluaran *Output*					
			L / *M*	P / *F*	J / *T*	L / *M*	P / *F*	J / *T*	L / *M*	P / *F*	J / *T*	L / *M*	P / *F*	J / *T*
1	Kolej Komuniti Arau, Perlis	**2014**	**244**	**225**	**469**	**292**	**314**	**606**	**141**	**130**	**271**	**2,700**	**4,456**	**7,156**
		2013	585	363	948	410	287	697	430	279	709	4,310	8,904	13,214
2	Kolej Komuniti Bandar Darulaman, Kedah	**2014**	**271**	**161**	**432**	**512**	**153**	**665**	**195**	**74**	**269**	**2,358**	**5,801**	**8,159**
		2013	1,000	226	1,226	717	188	905	937	214	1,151	2,906	9,820	12,726
3	Kolej Komuniti Sungai Petani, Kedah	**2014**	**206**	**156**	**362**	**250**	**255**	**505**	**82**	**97**	**179**	**3,203**	**7,655**	**10,858**
		2013	580	482	1,062	392	311	703	783	629	1,412	3,458	7,986	11,444
4	Kolej Komuniti Langkawi @ Langkawi Tourism Academy ,	**2014**	**151**	**87**	**238**	**184**	**183**	**367**	**65**	**72**	**137**	**1,397**	**2,107**	**3,504**
		2013	210	223	433	144	153	297	301	372	673	3,246	4,154	7,400
5	Kolej Komuniti Kulim, Kedah	**2014**	**80**	**85**	**165**	**57**	**138**	**195**	**34**	**102**	**136**	**736**	**3,710**	**4,446**
		2013	101	297	398	70	213	283	95	307	402	2,042	6,492	8,534
6	Kolej Komuniti Baling, Kedah	**2014**	**82**	**87**	**169**	**33**	**173**	**206**	**6**	**71**	**77**	**331**	**2,938**	**3,269**
		2013	96	313	409	69	237	306	68	205	273	1,048	5,576	6,624
7	Kolej Komuniti Bandar Baharu, Kedah	**2014**	**37**	**14**	**51**	**71**	**0**	**71**	**31**	**0**	**31**	**563**	**1,146**	**1,709**
		2013	147	0	147	141	0	141	195	0	195	1,194	1,956	3,150
8	Kolej Komuniti Jerai, Kedah	**2014**	**25**	**18**	**43**	**23**	**36**	**59**	**7**	**14**	**21**	**163**	**1,261**	**1,424**
		2013	45	30	75	45	25	70	48	28	76	346	1,998	2,344
9	Kolej Komuniti Padang Terap, Kedah	**2014**	**65**	**38**	**103**	**116**	**55**	**171**	**10**	**13**	**23**	**939**	**1,796**	**2,735**
		2013	83	29	112	73	29	102	34	0	34	1,312	3,880	5,192
10	Kolej Komuniti Kepala Batas, Pulau Pinang	**2014**	**137**	**117**	**254**	**332**	**61**	**393**	**127**	**44**	**171**	**1,684**	**3,818**	**5,502**
		2013	680	153	833	506	96	602	594	108	702	4,188	8,060	12,248
11	Kolej Komuniti Bayan Baru, Pulau Pinang	**2014**	**55**	**56**	**111**	**43**	**105**	**148**	**0**	**0**	**0**	**254**	**3,445**	**3,699**
		2013	20	34	54	20	34	54	0	0	0	1,364	7,432	8,796
12	Kolej Komuniti Nibong Tebal, Pulau Pinang	**2014**	**32**	**23**	**55**	**52**	**39**	**91**	**12**	**4**	**16**	**398**	**734**	**1,132**
		2013	75	43	118	52	30	82	74	41	115	882	1,156	2,038
13	Kolej Komuniti Bukit Mertajam, Pulau Pinang	**2014**	**29**	**22**	**51**	**4**	**71**	**75**	**0**	**18**	**18**	**217**	**1,006**	**1,223**
		2013	14	112	126	11	81	92	9	96	105	722	1,260	1,982
14	Kolej Komuniti Tasek Gelugor, Pulau Pinang	**2014**	**35**	**25**	**60**	**18**	**56**	**74**	**0**	**17**	**17**	**508**	**1,012**	**1,520**
		2013	25	55	80	25	55	80	38	72	110	512	1,522	2,034
15	Kolej Komuniti Seberang Jaya, Pulau Pinang	**2014**	**117**	**73**	**190**	**224**	**41**	**265**	**60**	**12**	**72**	**1,370**	**1,305**	**2,675**
		2013	301	29	330	232	21	253	205	16	221	1,074	1,842	2,916
16	Kolej Komuniti Teluk Intan, Perak	**2014**	**67**	**8**	**75**	**105**	**54**	**159**	**54**	**27**	**81**	**1,664**	**2,539**	**4,203**
		2013	177	108	285	127	76	203	214	122	336	3,302	4,124	7,426
17	Kolej Komuniti Chenderoh, Perak	**2014**	**151**	**70**	**221**	**213**	**133**	**346**	**72**	**44**	**116**	**1,347**	**2,630**	**3,977**
		2013	445	217	662	316	147	463	383	236	619	2,966	4,558	7,524

Jadual *Table* **5.4**

Bilangan Kemasukan, Enrolmen dan Keluaran Bagi Pelajar Sepenuh Masa dan Separuh Masa Mengikut Jantina Berdasarkan Kolej Komuniti (2013 - 2014)

Number of Full Time and Part Time Students' Intake, Enrolment and Output by Gender in Community Colleges (2013 - 2014)

Bil. *No.*	Kolej Komuniti *Community Colleges*	Tahun *Year*	Sepenuh masa *Full Time*									Separuh Masa *Part Time*		
			Kemasukan *Intake*			Enrolmen *Enrollment*			Keluaran *Output*					
			L / *M*	P / *F*	J / *T*	L / *M*	P / *F*	J / *T*	L / *M*	P / *F*	J / *T*	L / *M*	P / *F*	J / *T*
18	Kolej Komuniti Gerik, Perak	**2014**	**150**	**118**	**268**	**190**	**196**	**386**	**41**	**55**	**96**	**1,768**	**2,572**	**4,340**
		2013	270	234	504	225	179	404	279	190	469	3,496	4,256	7,752
19	Kolej Komuniti Sungai Siput, Perak	**2014**	**87**	**72**	**159**	**210**	**72**	**282**	**58**	**31**	**89**	**1,797**	**2,560**	**4,357**
		2013	435	113	548	335	83	418	342	129	471	3,620	3,820	7,440
20	Kolej Komuniti Pasir Salak, Perak	**2014**	**126**	**102**	**228**	**169**	**169**	**338**	**53**	**85**	**138**	**2,627**	**3,398**	**6,025**
		2013	206	185	391	162	155	317	219	133	352	3,354	7,682	11,036
21	Kolej Komuniti Manjung, Perak	**2014**	**27**	**28**	**55**	**18**	**59**	**77**	**0**	**7**	**7**	**135**	**1,343**	**1,478**
		2013	63	53	116	48	47	95	60	50	110	700	2,570	3,270
22	Kolej Komuniti Tapah, Perak	**2014**	**23**	**12**	**35**	**45**	**20**	**65**	**29**	**13**	**42**	**319**	**834**	**1,153**
		2013	79	30	109	58	23	81	67	28	95	1,122	870	1,992
23	Kolej Komuniti Kuala Kangsar, Perak	**2014**	**18**	**13**	**31**	**6**	**55**	**61**	**4**	**24**	**28**	**252**	**1,289**	**1,541**
		2013	68	114	182	51	68	119	45	59	104	592	1,718	2,310
24	Kolej Komuniti Batu Gajah, Perak	**2014**	**47**	**44**	**91**	**2**	**94**	**96**	**0**	**25**	**25**	**732**	**3,029**	**3,761**
		2013	80	117	197	75	88	163	60	70	130	834	6,170	7,004
25	Kolej Komuniti Gopeng, Perak	**2014**	**28**	**31**	**59**	**54**	**32**	**86**	**10**	**5**	**15**	**783**	**417**	**1,200**
		2013	43	27	70	33	22	55	22	8	30	790	1,208	1,998
26	Kolej Komuniti Taiping, Perak	**2014**	**34**	**35**	**69**	**41**	**61**	**102**	**28**	**13**	**41**	**1,363**	**2,504**	**3,867**
		2013	112	68	180	100	41	141	92	44	136	1,850	4,706	6,556
27	Kolej Komuniti Bagan Datoh, Perak	**2014**	**14**	**9**	**23**	**9**	**14**	**23**	**15**	**5**	**20**	**0**	**0**	**0**
		2013	0	0	0	0	0	0	0	0	0	0	0	0
28	Kolej Komuniti Bagan Serai, Perak	**2014**	**6**	**5**	**11**	**2**	**9**	**11**	**0**	**0**	**0**	**0**	**0**	**0**
		2013	0	0	0	0	0	0	0	0	0	0	0	0
29	Kolej Komuniti Sabak Bernam, Selangor	**2014**	**130**	**82**	**212**	**233**	**163**	**396**	**112**	**84**	**196**	**1,812**	**3,724**	**5,536**
		2013	463	268	731	303	218	521	265	117	382	2,646	6,416	9,062
30	Kolej Komuniti Kuala Langat, Selangor	**2014**	**247**	**170**	**417**	**454**	**183**	**637**	**182**	**129**	**311**	**3,616**	**3,831**	**7,447**
		2013	843	411	1,254	533	280	813	704	400	1,104	9,494	9,736	19,230
31	Kolej Komuniti Hulu Selangor, Selangor	**2014**	**49**	**40**	**89**	**70**	**69**	**139**	**51**	**33**	**84**	**1,097**	**3,629**	**4,726**
		2013	151	86	237	107	60	167	161	81	242	3,274	8,960	12,234
32	Kolej Komuniti Hulu Langat, Selangor	**2014**	**137**	**120**	**257**	**291**	**90**	**381**	**53**	**28**	**81**	**2,638**	**8,189**	**10,827**
		2013	317	102	419	245	81	326	239	80	319	3,888	14,704	18,592
33	Kolej Komuniti Sela-yang, Selangor	**2014**	**238**	**180**	**418**	**278**	**301**	**579**	**97**	**87**	**184**	**3,074**	**6,433**	**9,507**
		2013	623	443	1,066	479	323	802	866	548	1,414	6,742	10,956	17,698
34	Kolej Komuniti Tanjung Karang, Selangor	**2014**	**20**	**20**	**40**	**66**	**28**	**94**	**28**	**15**	**43**	**1,188**	**1,501**	**2,689**
		2013	70	34	104	67	34	101	53	28	81	1,196	1,574	2,770

Bilangan Kemasukan, Enrolmen dan Keluaran Bagi Pelajar Sepenuh Masa dan Separuh Masa Mengikut Jantina Berdasarkan Kolej Komuniti (2013 - 2014)

Number of Full Time and Part Time Students' Intake, Enrolment and Output by Gender in Community Colleges (2013 - 2014)

Jadual *Table* **5.4**

Bil. *No.*	Kolej Komuniti *Community Colleges*	Tahun *Year*	Sepenuh masa *Full Time*									Separuh Masa *Part Time*		
			Kemasukan *Intake*			Enrolmen *Enrollment*			Keluaran *Output*					
			L / *M*	P / *F*	J / *T*	L / *M*	P / *F*	J / *T*	L / *M*	P / *F*	J / *T*	L / *M*	P / *F*	J / *T*
35	Kolej Komuniti Klang , Selangor	**2014**	**44**	**41**	**85**	**74**	**34**	**108**	**43**	**20**	**63**	**748**	**2,612**	**3,360**
		2013	179	71	250	98	40	138	183	62	245	672	3,114	3,786
36	Kolej Komuniti Shah Alam, Selangor	**2014**	**26**	**19**	**45**	**41**	**27**	**68**	**9**	**12**	**21**	**421**	**2,840**	**3,261**
		2013	35	32	67	29	25	54	14	24	38	1,390	4,428	5,818
37	Kolej Komuniti Ampang, Selangor	**2014**	**4**	**8**	**12**	**6**	**6**	**12**	**0**	**0**	**0**	**0**	**0**	**0**
		2013	0	0	0	0	0	0	0	0	0	0	0	0
38	Kolej Komuniti Jempol, Negeri Sembilan	**2014**	**91**	**65**	**156**	**208**	**40**	**248**	**72**	**17**	**89**	**2,563**	**3,121**	**5,684**
		2013	358	57	415	263	44	307	413	51	464	3,936	5,118	9,054
39	Kolej Komuniti Jelebu, Negeri Sembilan	**2014**	**157**	**83**	**240**	**271**	**124**	**395**	**97**	**71**	**168**	**1,721**	**2,464**	**4,185**
		2013	209	65	274	204	65	269	208	52	260	3,394	5,032	8,426
40	Kolej Komuniti Rembau, Negeri Sembilan	**2014**	**32**	**28**	**60**	**77**	**23**	**100**	**24**	**10**	**34**	**1,618**	**2,491**	**4,109**
		2013	134	13	147	109	12	121	144	12	156	2,030	3,994	6,024
41	Kolej Komuniti Tampin, Negeri Sembilan	**2014**	**16**	**19**	**35**	**26**	**29**	**55**	**8**	**16**	**24**	**1,386**	**1,821**	**3,207**
		2013	41	82	123	30	54	84	66	74	140	1,952	3,268	5,220
42	Kolej Komuniti Bukit Beruang, Melaka	**2014**	**248**	**165**	**413**	**464**	**219**	**683**	**90**	**30**	**120**	**2,514**	**3,670**	**6,184**
		2013	915	361	1,276	734	265	999	900	411	1,311	4,518	7,876	12,394
43	Kolej Komuniti Masjid Tanah, Melaka	**2014**	**178**	**90**	**268**	**261**	**81**	**342**	**66**	**45**	**111**	**2,748**	**3,985**	**6,733**
		2013	588	139	727	464	99	563	458	78	536	4,088	4,664	8,752
44	Kolej Komuniti Selandar, Melaka	**2014**	**111**	**56**	**167**	**166**	**79**	**245**	**77**	**50**	**127**	**3,244**	**3,039**	**6,283**
		2013	332	156	488	236	112	348	315	160	475	5,248	7,846	13,094
45	Kolej Komuniti Jasin, Melaka	**2014**	**157**	**104**	**261**	**223**	**139**	**362**	**132**	**90**	**222**	**1,244**	**2,728**	**3,972**
		2013	351	224	575	257	154	411	269	204	473	2,888	4,870	7,758
46	Kolej Komuniti Kota Melaka, Melaka	**2014**	**74**	**39**	**113**	**43**	**72**	**115**	**0**	**2**	**2**	**453**	**962**	**1,415**
		2013	43	125	168	37	69	106	19	73	92	782	2,276	3,058
47	Kolej Komuniti Tangga Batu, Melaka	**2014**	**39**	**16**	**55**	**38**	**33**	**71**	**4**	**6**	**10**	**199**	**1,011**	**1,210**
		2013	83	17	100	72	17	89	104	27	131	1,258	942	2,200
48	Kolej Komuniti Segamat, Johor	**2014**	**152**	**82**	**234**	**273**	**94**	**367**	**150**	**60**	**210**	**2,486**	**2,551**	**5,037**
		2013	606	131	737	355	89	444	370	71	441	4,656	6,580	11,236
49	Kolej Komuniti Ledang, Johor	**2014**	**140**	**83**	**223**	**214**	**130**	**344**	**75**	**49**	**124**	**1,501**	**2,621**	**4,122**
		2013	347	184	531	242	132	374	374	240	614	4,510	6,378	10,888
50	Kolej Komuniti Bandar Penawar, Johor	**2014**	**84**	**65**	**149**	**125**	**80**	**205**	**37**	**46**	**83**	**2,277**	**4,031**	**6,308**
		2013	155	142	297	142	142	284	258	236	494	5,432	9,208	14,640
51	Kolej Komuniti Segamat 2, Johor	**2014**	**145**	**75**	**220**	**185**	**90**	**275**	**57**	**32**	**89**	**1,868**	**3,277**	**5,145**
		2013	410	124	534	250	92	342	298	128	426	2,452	4,998	7,450

Jadual *Table* **5.4**

Bilangan Kemasukan, Enrolmen dan Keluaran Bagi Pelajar Sepenuh Masa dan Separuh Masa Mengikut Jantina Berdasarkan Kolej Komuniti (2013 - 2014)

Number of Full Time and Part Time Students' Intake, Enrolment and Output by Gender in Community Colleges (2013 - 2014)

Bil. *No.*	Kolej Komuniti *Community Colleges*	Tahun *Year*	Sepenuh masa *Full Time*									Separuh Masa *Part Time*		
			Kemasukan *Intake*			Enrolmen *Enrollment*			Keluaran *Output*					
			L / *M*	P / *F*	J / *T*	L / *M*	P / *F*	J / *T*	L / *M*	P / *F*	J / *T*	L / *M*	P / *F*	J / *T*
52	Kolej Komuniti Pasir Gudang, Johor	**2014**	**90**	**67**	**157**	**75**	**204**	**279**	**16**	**77**	**93**	**1,218**	**5,032**	**6,250**
		2013	150	377	527	131	277	408	129	337	466	1,144	6,512	7,656
53	Kolej Komuniti Muar, Johor	**2014**	**19**	**14**	**33**	**12**	**42**	**54**	**0**	**0**	**0**	**391**	**669**	**1,060**
		2013	22	95	117	17	85	102	12	130	142	566	1,594	2,160
54	Kolej Komuniti Pagoh, Johor	**2014**	**20**	**21**	**41**	**5**	**50**	**55**	**0**	**13**	**13**	**1,379**	**2,684**	**4,063**
		2013	5	94	99	4	62	66	5	119	124	1,364	2,968	4,332
55	Kolej Komuniti Bandar Tenggara, Johor	**2014**	**17**	**15**	**32**	**32**	**39**	**71**	**0**	**0**	**0**	**385**	**1,161**	**1,546**
		2013	48	30	78	48	30	78	44	11	55	528	1,472	2,000
56	Kolej Komuniti Tanjung Piai, Johor	**2014**	**31**	**14**	**45**	**30**	**33**	**63**	**14**	**10**	**24**	**491**	**2,326**	**2,817**
		2013	34	37	71	24	29	53	41	39	80	822	4,686	5,508
57	Kolej Komuniti Kota Tinggi, Johor	**2014**	**14**	**10**	**24**	**12**	**26**	**38**	**8**	**10**	**18**	**239**	**783**	**1,022**
		2013	27	23	50	20	18	38	25	14	39	668	1,488	2,156
58	Kolej Komuniti Batu Pahat, Johor	**2014**	**44**	**11**	**55**	**98**	**1**	**99**	**9**	**0**	**9**	**452**	**2,730**	**3,182**
		2013	146	2	148	113	2	115	103	0	103	1,672	4,702	6,374
59	Kolej Komuniti Kluang, Johor	**2014**	**43**	**26**	**69**	**101**	**0**	**101**	**28**	**0**	**28**	**1,228**	**2,093**	**3,321**
		2013	61	0	61	61	0	61	72	2	74	486	6,044	6,530
60	Kolej Komuniti Kuantan, Pahang	**2014**	**196**	**140**	**336**	**412**	**202**	**614**	**151**	**77**	**228**	**3,058**	**2,695**	**5,753**
		2013	832	335	1,167	562	240	802	863	470	1,333	3,900	5,572	9,472
61	Kolej Komuniti Ben-tong, Pahang	**2014**	**145**	**117**	**262**	**187**	**92**	**279**	**57**	**44**	**101**	**1,516**	**2,362**	**3,878**
		2013	219	93	312	219	92	311	209	124	333	4,092	5,878	9,970
62	Kolej Komuniti Temer-loh, Pahang	**2014**	**103**	**69**	**172**	**149**	**135**	**284**	**47**	**35**	**82**	**1,573**	**3,299**	**4,872**
		2013	389	186	575	273	151	424	232	137	369	3,136	6,138	9,274
63	Kolej Komuniti Paya Besar, Pahang	**2014**	**126**	**87**	**213**	**274**	**103**	**377**	**87**	**50**	**137**	**2,618**	**1,922**	**4,540**
		2013	424	183	607	280	130	410	454	183	637	4,154	4,450	8,604
64	Kolej Komuniti Rompin, Pahang	**2014**	**141**	**108**	**249**	**248**	**158**	**406**	**117**	**76**	**193**	**1,764**	**1,927**	**3,691**
		2013	581	324	905	352	170	522	462	256	718	4,560	5,400	9,960
65	Kolej Komuniti Raub, Pahang	**2014**	**16**	**11**	**27**	**6**	**34**	**40**	**0**	**9**	**9**	**580**	**1,599**	**2,179**
		2013	11	36	47	11	36	47	7	49	56	884	920	1,804
66	Kolej Komuniti Lipis, Pahang	**2014**	**28**	**15**	**43**	**31**	**23**	**54**	**4**	**6**	**10**	**821**	**1,171**	**1,992**
		2013	15	14	29	15	14	29	15	19	34	1,194	1,158	2,352
67	Kolej Komuniti Bera, Pahang	**2014**	**30**	**15**	**45**	**26**	**10**	**36**	**8**	**3**	**11**	**534**	**926**	**1,460**
		2013	66	17	83	59	10	69	68	20	88	638	2,256	2,894
68	Kolej Komuniti Pekan, Pahang	**2014**	**65**	**39**	**104**	**115**	**49**	**164**	**22**	**19**	**41**	**424**	**2,416**	**2,840**
		2013	95	27	122	74	26	100	53	3	56	1,210	4,172	5,382

Bilangan Kemasukan, Enrolmen dan Keluaran Bagi Pelajar Sepenuh Masa dan Separuh Masa Mengikut Jantina Berdasarkan Kolej Komuniti (2013 - 2014)

Number of Full Time and Part Time Students' Intake, Enrolment and Output by Gender in Community Colleges (2013 - 2014)

Jadual *Table* **5.4**

Bil. *No.*	Kolej Komuniti *Community Colleges*	Tahun *Year*	Sepenuh masa *Full Time*									Separuh Masa *Part Time*		
			Kemasukan *Intake*			Enrolmen *Enrollment*			Keluaran *Output*					
			L / *M*	P / *F*	J / *T*	L / *M*	P / *F*	J / *T*	L / *M*	P / *F*	J / *T*	L / *M*	P / *F*	J / *T*
69	Kolej Komuniti Jerantut, Pahang	**2014**	**68**	**41**	**109**	**57**	**97**	**154**	**29**	**23**	**52**	**1,064**	**1,720**	**2,784**
		2013	67	71	138	54	65	119	82	43	125	1,954	4,200	6,154
70	Kolej Komuniti Kuala Terengganu, Terengganu	**2014**	**205**	**134**	**339**	**314**	**131**	**445**	**136**	**70**	**206**	**1,266**	**4,756**	**6,022**
		2013	587	268	855	419	188	607	605	260	865	3,338	4,762	8,100
71	Kolej Komuniti Kemaman, Terengganu	**2014**	**32**	**16**	**48**	**30**	**45**	**75**	**10**	**17**	**27**	**1,432**	**3,383**	**4,815**
		2013	36	56	92	29	36	65	41	49	90	3,104	5,008	8,112
72	Kolej Komuniti Besut, Terengganu	**2014**	**24**	**27**	**51**	**32**	**17**	**49**	**0**	**0**	**0**	**0**	**0**	**0**
		2013	0	0	0	0	0	0	0	0	0	0	0	0
73	Kolej Komuniti Kok Lanas, Kelantan	**2014**	**92**	**78**	**170**	**95**	**181**	**276**	**41**	**64**	**105**	**1,396**	**3,510**	**4,906**
		2013	275	281	556	217	208	425	243	307	550	1,326	6,356	7,682
74	Kolej Komuniti Pasir Mas, Kelantan	**2014**	**29**	**17**	**46**	**30**	**37**	**67**	**21**	**56**	**77**	**145**	**1,658**	**1,803**
		2013	139	167	306	109	109	218	122	163	285	456	1,150	1,606
75	Kolej Komuniti Jeli, Kelantan	**2014**	**71**	**40**	**111**	**25**	**148**	**173**	**3**	**12**	**15**	**113**	**997**	**1,110**
		2013	75	158	233	75	156	231	153	238	391	1,180	1,188	2,368
76	Kolej Komuniti Kuching, Sarawak	**2014**	**66**	**53**	**119**	**112**	**123**	**235**	**65**	**69**	**134**	**888**	**3,703**	**4,591**
		2013	103	152	255	103	152	255	157	238	395	2,098	5,780	7,878
77	Kolej Komuniti Mas Gading, Sarawak	**2014**	**72**	**8**	**80**	**63**	**72**	**135**	**20**	**21**	**41**	**617**	**2,688**	**3,305**
		2013	134	108	242	98	90	188	96	109	205	2,596	6,754	9,350
78	Kolej Komuniti Miri, Sarawak	**2014**	**42**	**17**	**59**	**51**	**29**	**80**	**17**	**22**	**39**	**953**	**3,860**	**4,813**
		2013	38	32	70	38	32	70	41	53	94	1,660	4,772	6,432
79	Kolej Komuniti Santubong, Sarawak	**2014**	**21**	**16**	**37**	**78**	**1**	**79**	**31**	**1**	**32**	**363**	**1,336**	**1,699**
		2013	168	8	176	88	5	93	62	5	67	1,224	2,242	3,466
80	Kolej Komuniti Betong, Sarawak	**2014**	**23**	**12**	**35**	**31**	**25**	**56**	**12**	**14**	**26**	**415**	**598**	**1,013**
		2013	21	17	38	21	17	38	39	26	65	582	1,476	2,058
81	Kolej Komuniti Sarikei, Sarawak	**2014**	**22**	**9**	**31**	**12**	**19**	**31**	**0**	**0**	**0**	**0**	**0**	**0**
		2013	0	0	0	0	0	0	0	0	0	0	0	0
82	Kolej Komuniti Tawau, Sabah	**2014**	**202**	**110**	**312**	**319**	**83**	**402**	**76**	**39**	**115**	**1,244**	**2,808**	**4,052**
		2013	536	129	665	391	84	475	462	110	572	3,756	4,140	7,896
83	Kolej Komuniti Semporna, Sabah	**2014**	**15**	**10**	**25**	**14**	**23**	**37**	**10**	**10**	**20**	**217**	**820**	**1,037**
		2013	31	24	55	24	21	45	15	11	26	308	1,038	1,346
84	Kolej Komuniti Lahad Datu, Sabah	**2014**	**28**	**23**	**51**	**45**	**72**	**117**	**10**	**24**	**34**	**672**	**1,974**	**2,646**
		2013	85	71	156	67	57	124	29	16	45	1,790	3,356	5,146
85	Kolej Komuniti Sandakan, Sabah	**2014**	**67**	**52**	**119**	**122**	**48**	**170**	**5**	**4**	**9**	**250**	**1,075**	**1,325**
		2013	51	36	87	45	31	76	25	15	40	968	2,286	3,254

Jadual *Table* **5.4**

Bilangan Kemasukan, Enrolmen dan Keluaran Bagi Pelajar Sepenuh Masa dan Separuh Masa Mengikut Jantina Berdasarkan Kolej Komuniti (2013 - 2014)

Number of Full Time and Part Time Students' Intake, Enrolment and Output by Gender in Community Colleges (2013 - 2014)

Bil. *No.*	Kolej Komuniti *Community Colleges*	Tahun *Year*	Sepenuh masa *Full Time*									Separuh Masa *Part Time*		
			Kemasukan *Intake*			Enrolmen *Enrollment*			Keluaran *Output*					
			L / *M*	P / *F*	J / *T*	L / *M*	P / *F*	J / *T*	L / *M*	P / *F*	J / *T*	L / *M*	P / *F*	J / *T*
86	Kolej Komuniti Beaufort, Sabah	**2014**	**21**	**7**	**28**	**35**	**35**	**70**	**0**	**0**	**0**	**592**	**1,334**	**1,926**
		2013	4	11	15	4	11	15	51	44	95	384	1,208	1,592
87	Kolej Komuniti Penampang, Sabah	**2014**	**20**	**20**	**40**	**12**	**26**	**38**	**0**	**0**	**0**	**0**	**0**	**0**
		2013	0	0	0	0	0	0	0	0	0	0	0	0
88	Kolej Komuniti Tambunan, Sabah	**2014**	**103**	**36**	**139**	**63**	**75**	**138**	**13**	**9**	**22**	**0**	**0**	**0**
		2013	0	0	0	0	0	0	0	0	0	0	0	0
JUMLAH / *TOTAL*		**2014**	**7,214**	**4,889**	**12,103**	**10,715**	**7,270**	**17,985**	**3,665**	**2,818**	**6,483**	**100,322**	**207,851**	**308,173**
		2013	18,668	10,384	29,052	13,738	7,730	21,468	17,292	10,193	27,485	185,418	367,784	553,202

Nota :

1. Pelajar Sepenuh Masa / Full Time Student

* Kemasukan dan Enrolmen adalah merangkumi peringkat pengajian Diploma, Sijil, Sijil Kemahiran Khas dan Sijil Modular Kebangsaan

** Keluaran (Tahun 2014) adalah merangkumi peringkat Sijil Kolej Komuniti dan Sijil Kemahiran Khas sahaja (lulusan yang tamat pengajian dengan jumlah jam kredit yang mencukupi bagi penganugerahan sijil)

2. Pelajar Separuh Masa merangkumi program PSH /*Part Time Student Consist of PSH programme*

Bilangan Kemasukan, Enrolmen dan Keluaran Pelajar Orang Kelainan Upaya (OKU) Mengikut Jantina Berdasarkan Kolej Komuniti (2013 - 2014)

Number of Disabled Students' Intake, Enrolment and Output by Gender in Community Colleges (2013-2014)

Jadual *Table* **5.5**

Bil. No.	Kolej Komuniti Community Colleges	Tahun Year	Orang Kelainan Upaya (OKU)/ *Disabled*								
			Kemasukan *Intake*			Enrolmen *Enrolment*			Keluaran *Output*		
			L / M	P / F	J / T	L / M	P / F	J / T	L / M	P / F	J / T
1	Kolej Komuniti Arau, Perlis	**2014**	**7**	**4**	**11**	**6**	**5**	**11**	**1**	**0**	**1**
		2013	0	0	0	0	0	0	0	0	0
2	Kolej Komuniti Sungai Petani, Kedah	**2014**	**9**	**3**	**12**	**6**	**6**	**12**	**0**	**0**	**0**
		2013	0	0	0	0	0	0	0	0	0
3	Kolej Komuniti Bayan Baru, Pulau Pinang	**2014**	**5**	**5**	**10**	**14**	**6**	**20**	**0**	**0**	**0**
		2013	8	3	11	8	3	11	0	0	0
4	Kolej Komuniti Sungai Siput, Perak	**2014**	**0**	**0**	**0**	**3**	**0**	**3**	**0**	**0**	**0**
		2013	4	0	4	4	0	4	0	0	0
5	Kolej Komuniti Manjung, Perak	**2014**	**0**	**0**	**0**	**0**	**0**	**0**	**0**	**0**	**0**
		2013	0	0	0	0	0	0	1	1	2
6	Kolej Komuniti Tapah, Perak	**2014**	**0**	**0**	**0**	**0**	**0**	**0**	**0**	**0**	**0**
		2013	0	0	0	0	0	0	0	1	1
7	Kolej Komuniti Selayang, Selangor	**2014**	**12**	**16**	**28**	**32**	**23**	**55**	**24**	**20**	**44**
		2013	25	21	46	25	21	46	50	42	92
8	Kolej Komuniti Jelebu, Negeri Sembilan	**2014**	**0**	**0**	**0**	**4**	**3**	**7**	**0**	**0**	**0**
		2013	4	3	7	4	3	7	0	0	0
9	Kolej Komuniti Paya Besar, Pahang	**2014**	**0**	**0**	**0**	**4**	**2**	**6**	**0**	**0**	**0**
		2013	4	2	6	4	2	6	0	0	0
10	Kolej Komuniti Kuala Tereng-ganu, Terengganu	**2014**	**5**	**6**	**11**	**3**	**8**	**11**	**0**	**0**	**0**
		2013	0	0	0	0	0	0	0	0	0
11	Kolej Komuniti Kuching, Sarawak	**2014**	**0**	**0**	**0**	**8**	**2**	**10**	**0**	**0**	**0**
		2013	8	2	10	8	2	10	0	0	0
12	Kolej Komuniti Beaufort, Sabah	**2014**	**0**	**0**	**0**	**0**	**0**	**0**	**0**	**0**	**0**
		2013	0	0	0	0	0	0	51	44	95
JUMLAH / TOTAL		**2014**	**38**	**34**	**72**	**80**	**55**	**135**	**25**	**20**	**45**
		2013	53	31	84	53	31	84	102	88	190

Jadual *Table* **5.6**

Bilangan Staf Akademik Mengikut Jantina Dan Tahap Kelulusan Tertinggi Berdasarkan Kolej Komuniti (2013 - 2014)

Number of Academic Staff by Gender and Highest Qualification Level in Community Colleges (2013 - 2014)

Bil. *No.*	Kolej Komuniti *Community Colleges*	Tahap kelulusan *Qualifications*	Tahun *Year*	Staf akademik *Academic Staff*		
				L / *M*	P / *F*	J / *T*
1	Kolej Komuniti Arau, Perlis	**Sarjana** / *Master*	**2014**	**5**	**4**	**9**
			2013	5	4	9
		Sarjana Muda / *Bachelor*	**2014**	**18**	**42**	**60**
			2013	17	37	54
		Diploma / *Diploma*	**2014**	**4**	**10**	**14**
			2013	7	8	15
2	Kolej Komuniti Bandar Darulaman, Kedah	**Sarjana** / *Master*	**2014**	**9**	**9**	**18**
			2013	7	8	15
		Sarjana Muda / *Bachelor*	**2014**	**27**	**39**	**66**
			2013	32	52	84
		Diploma / *Diploma*	**2014**	**14**	**1**	**15**
			2013	19	2	21
3	Kolej Komuniti Sungai Petani, Kedah	**Sarjana** / *Master*	**2014**	**4**	**5**	**9**
			2013	5	6	11
		Sarjana Muda / *Bachelor*	**2014**	**18**	**32**	**50**
			2013	16	29	45
		Diploma / *Diploma*	**2014**	**6**	**8**	**14**
			2013	8	10	18
4	Kolej Komuniti Langkawi @ Langkawi Tourism Academy, Kedah	**Sarjana** / *Master*	**2014**	**0**	**7**	**7**
			2013	0	5	5
		Sarjana Muda / *Bachelor*	**2014**	**19**	**20**	**39**
			2013	14	21	35
		Diploma / *Diploma*	**2014**	**2**	**1**	**3**
			2013	1	1	2
5	Kolej Komuniti Kulim, Kedah	**Sarjana** / *Master*	**2014**	**0**	**4**	**4**
			2013	1	6	7
		Sarjana Muda / *Bachelor*	**2014**	**4**	**17**	**21**
			2013	4	14	18
		Diploma / *Diploma*	**2014**	**0**	**1**	**1**
			2013	0	1	1
6	Kolej Komuniti Baling, Kedah	**Sarjana** / *Master*	**2014**	**1**	**3**	**4**
			2013	1	3	4
		Sarjana Muda / *Bachelor*	**2014**	**2**	**9**	**11**
			2013	2	8	10
		Diploma / *Diploma*	**2014**	**1**	**10**	**11**
			2013	2	10	12
7	Kolej Komuniti Bandar Baharu, Kedah	**Sarjana** / *Master*	**2014**	**1**	**0**	**1**
			2013	0	1	1
		Sarjana Muda / *Bachelor*	**2014**	**5**	**1**	**6**
			2013	5	0	5
		Diploma / *Diploma*	**2014**	**5**	**0**	**5**
			2013	6	0	6

Bilangan Staf Akademik Mengikut Jantina Dan Tahap Kelulusan Tertinggi Berdasarkan Kolej Komuniti (2013 - 2014)

Number of Academic Staff by Gender and Highest Qualification Level in Community Colleges (2013 - 2014)

Jadual *Table* **5.6**

Bil. *No.*	Kolej Komuniti *Community Colleges*	Tahap kelulusan *Qualifications*	Tahun *Year*	Staf akademik *Academic Staff*		
				L / *M*	P / *F*	J / *T*
7	Kolej Komuniti Bandar Baharu, Kedah	Sarjana / *Master*	**2014**	**1**	**0**	**1**
			2013	0	1	1
		Sarjana Muda / *Bachelor*	**2014**	**5**	**1**	**6**
			2013	5	0	5
		Diploma / *Diploma*	**2014**	**5**	**0**	**5**
			2013	6	0	6
8	Kolej Komuniti Jerai, Kedah	Sarjana / *Master*	**2014**	**0**	**0**	**0**
			2013	1	1	2
		Sarjana Muda / *Bachelor*	**2014**	**4**	**6**	**10**
			2013	3	4	7
		Diploma / *Diploma*	**2014**	**0**	**0**	**0**
			2013	0	0	0
9	Kolej Komuniti Padang Terap, Kedah	Sarjana / *Master*	**2014**	**1**	**0**	**1**
			2013	1	0	1
		Sarjana Muda / *Bachelor*	**2014**	**7**	**3**	**10**
			2013	6	4	10
		Diploma / *Diploma*	**2014**	**4**	**0**	**4**
			2013	4	0	4
10	Kolej Komuniti Sik, Kedah	Sarjana / *Master*	**2014**	**1**	**0**	**1**
			2013	0	0	0
		Sarjana Muda / *Bachelor*	**2014**	**0**	**2**	**2**
			2013	0	0	0
		Diploma / *Diploma*	**2014**	**1**	**0**	**1**
			2013	0	0	0
11	Kolej Komuniti Kepala Batas, Pulau Pinang	Sarjana / *Master*	**2014**	**8**	**7**	**15**
			2013	10	6	16
		Sarjana Muda / *Bachelor*	**2014**	**22**	**26**	**48**
			2013	17	27	44
		Diploma / *Diploma*	**2014**	**13**	**4**	**17**
			2013	13	3	16
12	Kolej Komuniti Bayan Baru, Pulau Pinang	Sarjana / *Master*	**2014**	**3**	**5**	**8**
			2013	4	8	12
		Sarjana Muda / *Bachelor*	**2014**	**18**	**11**	**29**
			2013	22	15	37
		Diploma / *Diploma*	**2014**	**2**	**2**	**4**
			2013	2	2	4
13	Kolej Komuniti Nibong Tebal, Pulau Pinang	Sarjana / *Master*	**2014**	**0**	**2**	**2**
			2013	0	2	2
		Sarjana Muda / *Bachelor*	**2014**	**2**	**10**	**12**
			2013	2	7	9
		Diploma / *Diploma*	**2014**	**0**	**0**	**0**
			2013	0	0	0

Jadual *Table* **5.6**

Bilangan Staf Akademik Mengikut Jantina Dan Tahap Kelulusan Tertinggi Berdasarkan Kolej Komuniti (2013 - 2014)

Number of Academic Staff by Gender and Highest Qualification Level in Community Colleges (2013 - 2014)

Bil. *No.*	Kolej Komuniti *Community Colleges*	Tahap kelulusan *Qualifications*	Tahun *Year*	Staf akademik *Academic Staff*		
				L / *M*	P / *F*	J / *T*
14	Kolej Komuniti Bukit Mertajam, Pulau Pinang	Sarjana Muda / *Bachelor*	**2014**	**4**	**6**	**10**
			2013	3	7	10
		Diploma / *Diploma*	**2014**	**3**	**0**	**3**
			2013	0	3	3
15	Kolej Komuniti Tasek Gelugor, Pulau Pinang	Sarjana Muda / *Bachelor*	**2014**	**1**	**4**	**5**
			2013	2	5	7
		Diploma / *Diploma*	**2014**	**0**	**0**	**0**
			2013	0	0	0
16	Kolej Komuniti Seberang Jaya, Pulau Pinang	Sarjana / *Master*	**2014**	**0**	**2**	**2**
			2013	0	0	0
		Sarjana Muda / *Bachelor*	**2014**	**5**	**1**	**6**
			2013	0	0	0
		Diploma / *Diploma*	**2014**	**1**	**0**	**1**
			2013	0	0	0
17	Kolej Komuniti Teluk Intan, Perak	Sarjana / *Master*	**2014**	**2**	**4**	**6**
			2013	3	2	5
		Sarjana Muda / *Bachelor*	**2014**	**11**	**14**	**25**
			2013	12	11	23
		Diploma / *Diploma*	**2014**	**2**	**7**	**9**
			2013	3	7	10
18	Kolej Komuniti Chenderoh, Perak	Sarjana / *Master*	**2014**	**2**	**6**	**8**
			2013	2	8	10
		Sarjana Muda / *Bachelor*	**2014**	**18**	**26**	**44**
			2013	16	28	44
		Diploma / *Diploma*	**2014**	**3**	**0**	**3**
			2013	5	0	5
19	Kolej Komuniti Gerik, Perak	Ph.D / *Ph. D*	**2014**	**2**	**0**	**2**
			2013	2	0	2
		Sarjana / *Master*	**2014**	**2**	**9**	**11**
			2013	3	9	12
		Sarjana Muda / *Bachelor*	**2014**	**12**	**10**	**22**
			2013	11	13	24
		Diploma / *Diploma*	**2014**	**6**	**6**	**12**
			2013	5	6	11
20	Kolej Komuniti Sungai Siput, Perak	Sarjana / *Master*	**2014**	**3**	**5**	**8**
			2013	4	10	14
		Sarjana Muda / *Bachelor*	**2014**	**17**	**25**	**42**
			2013	13	20	33
		Diploma / *Diploma*	**2014**	**10**	**3**	**13**
			2013	9	4	13

Bilangan Staf Akademik Mengikut Jantina Dan Tahap Kelulusan Tertinggi Berdasarkan Kolej Komuniti (2013 - 2014)

Number of Academic Staff by Gender and Highest Qualification Level in Community Colleges (2013 - 2014)

Jadual *Table* **5.6**

Bil. *No.*	Kolej Komuniti *Community Colleges*	Tahap kelulusan *Qualifications*	Tahun *Year*	Staf akademik *Academic Staff*		
				L / *M*	P / *F*	J / *T*
21	Kolej Komuniti Pasir Salak, Perak	Sarjana / *Master*	**2014**	**1**	**6**	**7**
			2013	1	9	10
		Sarjana Muda / *Bachelor*	**2014**	**11**	**23**	**34**
			2013	10	26	36
		Diploma / *Diploma*	**2014**	**5**	**3**	**8**
			2013	5	2	7
22	Kolej Komuniti Manjung, Perak	Sarjana / *Master*	**2014**	**0**	**0**	**0**
			2013	0	4	4
		Sarjana Muda / *Bachelor*	**2014**	**0**	**4**	**4**
			2013	0	3	3
		Diploma / *Diploma*	**2014**	**0**	**3**	**3**
			2013	0	0	0
23	Kolej Komuniti Tapah, Perak	Sarjana / *Master*	**2014**	**1**	**0**	**1**
			2013	0	0	0
		Sarjana Muda / *Bachelor*	**2014**	**2**	**2**	**4**
			2013	3	2	5
		Diploma / *Diploma*	**2014**	**1**	**1**	**2**
			2013	1	1	2
24	Kolej Komuniti Kuala Kangsar, Perak	Sarjana / *Master*	**2014**	**1**	**0**	**1**
			2013	1	0	1
		Sarjana Muda / *Bachelor*	**2014**	**1**	**5**	**6**
			2013	1	5	6
		Diploma / *Diploma*	**2014**	**0**	**2**	**2**
			2013	0	0	0
25	Kolej Komuniti Batu Gajah, Perak	Sarjana Muda / *Bachelor*	**2014**	**7**	**7**	**14**
			2013	6	7	13
		Diploma / *Diploma*	**2014**	**0**	**1**	**1**
			2013	0	1	1
26	Kolej Komuniti Gopeng, Perak	Sarjana / *Master*	**2014**	**2**	**4**	**6**
			2013	1	2	3
		Sarjana Muda / *Bachelor*	**2014**	**2**	**6**	**8**
			2013	1	3	4
		Diploma / *Diploma*	**2014**	**0**	**0**	**0**
			2013	0	0	0
27	Kolej Komuniti Taiping, Perak	Sarjana / *Master*	**2014**	**2**	**1**	**3**
			2013	1	1	2
		Sarjana Muda / *Bachelor*	**2014**	**3**	**7**	**10**
			2013	4	8	12
		Diploma / *Diploma*	**2014**	**0**	**2**	**2**
			2013	0	2	2

Jadual *Table* **5.6**

Bilangan Staf Akademik Mengikut Jantina Dan Tahap Kelulusan Tertinggi Berdasarkan Kolej Komuniti (2013 - 2014)

Number of Academic Staff by Gender and Highest Qualification Level in Community Colleges (2013 - 2014)

Bil. *No.*	Kolej Komuniti *Community Colleges*	Tahap kelulusan *Qualifications*	Tahun *Year*	Staf akademik *Academic Staff*		
				L / *M*	P / *F*	J / *T*
28	Kolej Komuniti Bagan Datoh, Perak	Sarjana / *Master*	**2014**	**1**	**0**	**1**
			2013	0	0	0
		Sarjana Muda / *Bachelor*	**2014**	**3**	**4**	**7**
			2013	0	0	0
		Diploma / *Diploma*	**2014**	**0**	**0**	**0**
			2013	0	0	0
29	Kolej Komuniti Bagan Serai, Perak	Sarjana / *Master*	**2014**	**2**	**1**	**3**
			2013	0	0	0
		Sarjana Muda / *Bachelor*	**2014**	**3**	**3**	**6**
			2013	0	0	0
		Diploma / *Diploma*	**2014**	**0**	**0**	**0**
			2013	0	0	0
30	Kolej Komuniti Sabak Bernam, Selangor	Sarjana / *Master*	**2014**	**4**	**6**	**10**
			2013	5	7	12
		Sarjana Muda / *Bachelor*	**2014**	**16**	**46**	**62**
			2013	13	50	63
		Diploma / *Diploma*	**2014**	**2**	**10**	**12**
			2013	0	9	9
31	Kolej Komuniti Kuala Langat, Selangor	Sarjana / *Master*	**2014**	**2**	**25**	**27**
			2013	1	22	23
		Sarjana Muda / *Bachelor*	**2014**	**12**	**35**	**47**
			2013	16	41	57
		Diploma / *Diploma*	**2014**	**5**	**4**	**9**
			2013	5	5	10
32	Kolej Komuniti Hulu Selangor, Selangor	Sarjana / *Master*	**2014**	**4**	**10**	**14**
			2013	5	11	16
		Sarjana Muda / *Bachelor*	**2014**	**4**	**27**	**31**
			2013	3	28	31
		Diploma / *Diploma*	**2014**	**1**	**4**	**5**
			2013	1	3	4
33	Kolej Komuniti Hulu Langat, Selangor	Ph.D / *Ph. D*	**2014**	**0**	**0**	**0**
			2013	0	1	1
		Sarjana / *Master*	**2014**	**9**	**22**	**31**
			2013	2	21	23
		Sarjana Muda / *Bachelor*	**2014**	**1**	**22**	**23**
			2013	9	22	31
		Diploma / *Diploma*	**2014**	**4**	**4**	**8**
			2013	4	8	12
34	Kolej Komuniti Selayang, Selangor	Sarjana / *Master*	**2014**	**2**	**14**	**16**
			2013	3	12	15
		Sarjana Muda / *Bachelor*	**2014**	**12**	**34**	**46**
			2013	9	35	44
		Diploma / *Diploma*	**2014**	**1**	**7**	**8**
			2013	2	7	9

Bilangan Staf Akademik Mengikut Jantina Dan Tahap Kelulusan Tertinggi Berdasarkan Kolej Komuniti (2013 - 2014)

Number of Academic Staff by Gender and Highest Qualification Level in Community Colleges (2013 - 2014)

Jadual *Table* **5.6**

Bil. *No.*	Kolej Komuniti *Community Colleges*	Tahap kelulusan *Qualifications*	Tahun *Year*	Staf akademik *Academic Staff*		
				L / *M*	P / *F*	J / *T*
35	Kolej Komuniti Tanjung Karang, Selangor	Sarjana / *Master*	**2014**	**1**	**0**	**1**
			2013	1	0	1
		Sarjana Muda / *Bachelor*	**2014**	**1**	**4**	**5**
			2013	1	3	4
		Diploma / *Diploma*	**2014**	**0**	**1**	**1**
			2013	0	2	2
36	Kolej Komuniti Klang, Selangor	Sarjana / *Master*	**2014**	**1**	**2**	**3**
			2013	1	2	3
		Sarjana Muda / *Bachelor*	**2014**	**4**	**5**	**9**
			2013	4	5	9
		Diploma / *Diploma*	**2014**	**0**	**1**	**1**
			2013	0	1	1
37	Kolej Komuniti Shah Alam, Selangor	Sarjana Muda / *Bachelor*	**2014**	**1**	**6**	**7**
			2013	2	4	6
		Diploma / *Diploma*	**2014**	**0**	**1**	**1**
			2013	0	1	1
38	Kolej Komuniti Ampang, Selangor	Sarjana / *Master*	**2014**	**3**	**2**	**5**
			2013	0	0	0
		Sarjana Muda / *Bachelor*	**2014**	**1**	**4**	**5**
			2013	0	0	0
		Diploma / *Diploma*	**2014**	**0**	**0**	**0**
			2013	0	0	0
39	Kolej Komuniti Jempol, Negeri Sembilan	Sarjana / *Master*	**2014**	**3**	**3**	**6**
			2013	3	3	6
		Sarjana Muda / *Bachelor*	**2014**	**18**	**16**	**34**
			2013	20	21	41
		Diploma / *Diploma*	**2014**	**15**	**7**	**22**
			2013	15	9	24
40	Kolej Komuniti Jelebu, Negeri Sembilan	Sarjana / *Master*	**2014**	**3**	**11**	**14**
			2013	2	9	11
		Sarjana Muda / *Bachelor*	**2014**	**10**	**9**	**19**
			2013	14	17	31
		Diploma / *Diploma*	**2014**	**4**	**3**	**7**
			2013	4	4	8
		*Lain-lain / *Others*	**2014**	**1**	**0**	**1**
			2013	1	0	1
41	Kolej Komuniti Rembau, Negeri Sembilan	Sarjana / *Master*	**2014**	**0**	**0**	**0**
			2013	1	1	2
		Sarjana Muda / *Bachelor*	**2014**	**4**	**5**	**9**
			2013	5	9	14
		Diploma / *Diploma*	**2014**	**1**	**1**	**2**
			2013	0	1	1

Jadual *Table* **5.6**

Bilangan Staf Akademik Mengikut Jantina Dan Tahap Kelulusan Tertinggi Berdasarkan Kolej Komuniti (2013 - 2014)

Number of Academic Staff by Gender and Highest Qualification Level in Community Colleges (2013 - 2014)

Bil. *No.*	Kolej Komuniti *Community Colleges*	Tahap kelulusan *Qualifications*	Tahun *Year*	Staf akademik *Academic Staff*		
				L / *M*	P / *F*	J / *T*
42	Kolej Komuniti Tampin, Negeri Sembilan	**Sarjana** / *Master*	**2014**	**0**	**0**	**0**
			2013	0	1	1
		Sarjana Muda / *Bachelor*	**2014**	**5**	**7**	**12**
			2013	6	6	12
		Diploma / *Diploma*	**2014**	**0**	**4**	**4**
			2013	0	4	4
43	Kolej Komuniti Bukit Beruang, Melaka	**Sarjana** / *Master*	**2014**	**0**	**7**	**7**
			2013	1	4	5
		Sarjana Muda / *Bachelor*	**2014**	**25**	**28**	**53**
			2013	25	29	54
		Diploma / *Diploma*	**2014**	**13**	**10**	**23**
			2013	14	6	20
44	Kolej Komuniti Masjid Tanah, Melaka	**Sarjana** / *Master*	**2014**	**15**	**15**	**30**
			2013	9	14	23
		Sarjana Muda / *Bachelor*	**2014**	**15**	**23**	**38**
			2013	14	26	40
		Diploma / *Diploma*	**2014**	**3**	**0**	**3**
			2013	3	0	3
45	Kolej Komuniti Selandar, Melaka	**Ph.D** / *Ph. D*	**2014**	**0**	**1**	**1**
			2013	0	0	0
		Sarjana / *Master*	**2014**	**2**	**5**	**7**
			2013	2	6	8
		Sarjana Muda / *Bachelor*	**2014**	**18**	**25**	**43**
			2013	14	28	42
		Diploma / *Diploma*	**2014**	**4**	**2**	**6**
			2013	5	2	7
46	Kolej Komuniti Jasin, Melaka	**Sarjana** / *Master*	**2014**	**4**	**6**	**10**
			2013	4	7	11
		Sarjana Muda / *Bachelor*	**2014**	**9**	**27**	**36**
			2013	9	30	39
		Diploma / *Diploma*	**2014**	**5**	**3**	**8**
			2013	6	2	8
47	Kolej Komuniti Kota Melaka, Melaka	**Sarjana** / *Master*	**2014**	**1**	**0**	**1**
			2013	1	0	1
		Sarjana Muda / *Bachelor*	**2014**	**1**	**5**	**6**
			2013	0	4	4
		Diploma / *Diploma*	**2014**	**1**	**2**	**3**
			2013	1	2	3
48	Kolej Komuniti Tangga Batu, Melaka	**Sarjana** / *Master*	**2014**	**1**	**2**	**3**
			2013	1	2	3
		Sarjana Muda / *Bachelor*	**2014**	**1**	**2**	**3**
			2013	0	3	3
		Diploma / *Diploma*	**2014**	**2**	**1**	**3**
			2013	0	0	0

Bilangan Staf Akademik Mengikut Jantina Dan Tahap Kelulusan Tertinggi Berdasarkan Kolej Komuniti (2013 - 2014)

Number of Academic Staff by Gender and Highest Qualification Level in Community Colleges (2013 - 2014)

Jadual *Table* **5.6**

Bil. *No.*	Kolej Komuniti *Community Colleges*	Tahap kelulusan *Qualifications*	Tahun *Year*	Staf akademik *Academic Staff*		
				L / *M*	P / *F*	J / *T*
49	Kolej Komuniti Segamat, Johor	Sarjana / *Master*	**2014**	**6**	**10**	**16**
			2013	9	8	17
		Sarjana Muda / *Bachelor*	**2014**	**19**	**23**	**42**
			2013	17	28	45
		Diploma / *Diploma*	**2014**	**12**	**2**	**14**
			2013	14	8	22
50	Kolej Komuniti Ledang, Johor	Sarjana / *Master*	**2014**	**1**	**5**	**6**
			2013	3	5	8
		Sarjana Muda / *Bachelor*	**2014**	**13**	**15**	**28**
			2013	7	14	21
		Diploma / *Diploma*	**2014**	**15**	**5**	**20**
			2013	14	4	18
51	Kolej Komuniti Bandar Penawar, Johor	Sarjana / *Master*	**2014**	**1**	**11**	**12**
			2013	7	8	15
		Sarjana Muda / *Bachelor*	**2014**	**10**	**28**	**38**
			2013	32	52	84
		Diploma / *Diploma*	**2014**	**4**	**5**	**9**
			2013	19	2	21
52	Kolej Komuniti Segamat 2, Johor	Sarjana / *Master*	**2014**	**4**	**4**	**8**
			2013	3	3	6
		Sarjana Muda / *Bachelor*	**2014**	**6**	**21**	**27**
			2013	5	24	29
		Diploma / *Diploma*	**2014**	**5**	**3**	**8**
			2013	6	7	13
53	Kolej Komuniti Pasir Gudang, Johor	Sarjana / *Master*	**2014**	**1**	**3**	**4**
			2013	1	3	4
		Sarjana Muda / *Bachelor*	**2014**	**3**	**22**	**25**
			2013	4	24	28
		Diploma / *Diploma*	**2014**	**3**	**9**	**12**
			2013	3	9	12
54	Kolej Komuniti Muar, Johor	Sarjana / *Master*	**2014**	**1**	**1**	**2**
			2013	1	1	2
		Sarjana Muda / *Bachelor*	**2014**	**0**	**3**	**3**
			2013	1	2	3
		Diploma / *Diploma*	**2014**	**0**	**3**	**3**
			2013	0	4	4
		*Lain-lain / *Others*	**2014**	**0**	**1**	**1**
			2013	0	0	0
55	Kolej Komuniti Pagoh, Johor	Sarjana Muda / *Bachelor*	**2014**	**0**	**4**	**4**
			2013	1	4	5
		Diploma / *Diploma*	**2014**	**2**	**3**	**5**
			2013	1	3	4

Jadual *Table* **5.6**

Bilangan Staf Akademik Mengikut Jantina Dan Tahap Kelulusan Tertinggi Berdasarkan Kolej Komuniti (2013 - 2014)

Number of Academic Staff by Gender and Highest Qualification Level in Community Colleges (2013 - 2014)

Bil. *No.*	Kolej Komuniti *Community Colleges*	Tahap kelulusan *Qualifications*	Tahun *Year*	Staf akademik *Academic Staff*		
				L / *M*	P / *F*	J / *T*
56	Kolej Komuniti Bandar Tenggara, Johor	Sarjana / *Master*	**2014**	**0**	**1**	**1**
			2013	0	1	1
		Sarjana Muda / *Bachelor*	**2014**	**2**	**3**	**5**
			2013	2	3	5
		Diploma / *Diploma*	**2014**	**0**	**0**	**0**
			2013	0	0	0
57	Kolej Komuniti Tanjung Piai, Johor	Sarjana / *Master*	**2014**	**0**	**0**	**0**
			2013	1	5	6
		Sarjana Muda / *Bachelor*	**2014**	**0**	**5**	**5**
			2013	1	2	3
		Diploma / *Diploma*	**2014**	**1**	**2**	**3**
			2013	0	1	1
58	Kolej Komuniti Kota Tinggi, Johor	Sarjana / *Master*	**2014**	**1**	**0**	**1**
			2013	1	0	1
		Sarjana Muda / *Bachelor*	**2014**	**2**	**4**	**6**
			2013	2	4	6
		Diploma / *Diploma*	**2014**	**0**	**0**	**0**
			2013	0	0	0
59	Kolej Komuniti Batu Pahat, Johor	Sarjana / *Master*	**2014**	**5**	**2**	**7**
			2013	3	1	4
		Sarjana Muda / *Bachelor*	**2014**	**6**	**3**	**9**
			2013	6	7	13
		Diploma / *Diploma*	**2014**	**0**	**1**	**1**
			2013	0	0	0
60	Kolej Komuniti Kluang, Johor	Sarjana / *Master*	**2014**	**1**	**1**	**2**
			2013	1	0	1
		Sarjana Muda / *Bachelor*	**2014**	**4**	**1**	**5**
			2013	2	1	3
		Diploma / *Diploma*	**2014**	**5**	**0**	**5**
			2013	2	0	2
61	Kolej Komuniti Kuantan, Pahang	Sarjana / *Master*	**2014**	**7**	**5**	**12**
			2013	5	6	11
		Sarjana Muda / *Bachelor*	**2014**	**24**	**43**	**67**
			2013	27	45	72
		Diploma / *Diploma*	**2014**	**9**	**8**	**17**
			2013	8	9	17
62	Kolej Komuniti Bentong, Pahang	Ph.D / *Ph. D*	**2014**	**1**	**0**	**1**
			2013	0	0	0
		Sarjana / *Master*	**2014**	**3**	**9**	**12**
			2013	5	12	17
		Sarjana Muda / *Bachelor*	**2014**	**5**	**23**	**28**
			2013	5	27	32
		Diploma / *Diploma*	**2014**	**3**	**7**	**10**
			2013	2	6	8

Bilangan Staf Akademik Mengikut Jantina Dan Tahap Kelulusan Tertinggi Berdasarkan Kolej Komuniti (2013 - 2014)

Number of Academic Staff by Gender and Highest Qualification Level in Community Colleges (2013 - 2014)

Jadual *Table* **5.6**

Bil. *No.*	Kolej Komuniti *Community Colleges*	Tahap kelulusan *Qualifications*	Tahun *Year*	Staf akademik *Academic Staff*		
				L / *M*	P / *F*	J / *T*
63	Kolej Komuniti Temerloh, Pahang	Sarjana / *Master*	**2014**	**4**	**8**	**12**
			2013	3	7	10
		Sarjana Muda / *Bachelor*	**2014**	**11**	**20**	**31**
			2013	13	25	38
		Diploma / *Diploma*	**2014**	**2**	**2**	**4**
			2013	3	2	5
64	Kolej Komuniti Paya Besar, Pahang	Sarjana / *Master*	**2014**	**0**	**12**	**12**
			2013	2	12	14
		Sarjana Muda / *Bachelor*	**2014**	**13**	**30**	**43**
			2013	19	28	47
		Diploma / *Diploma*	**2014**	**5**	**0**	**5**
			2013	3	1	4
65	Kolej Komuniti Rompin, Pahang	Sarjana / *Master*	**2014**	**1**	**1**	**2**
			2013	1	2	3
		Sarjana Muda / *Bachelor*	**2014**	**17**	**15**	**32**
			2013	18	14	32
		Diploma / *Diploma*	**2014**	**13**	**2**	**15**
			2013	14	2	16
		*Lain-lain / *Others*	**2014**	**0**	**0**	**0**
			2013	1	0	1
66	Kolej Komuniti Raub, Pahang	Sarjana / *Master*	**2014**	**0**	**0**	**0**
			2013	0	1	1
		Sarjana Muda / *Bachelor*	**2014**	**0**	**5**	**5**
			2013	1	5	6
		Diploma / *Diploma*	**2014**	**0**	**0**	**0**
			2013	0	0	0
67	Kolej Komuniti Lipis, Pahang	Sarjana / *Master*	**2014**	**2**	**2**	**4**
			2013	1	2	3
		Sarjana Muda / *Bachelor*	**2014**	**2**	**1**	**3**
			2013	1	1	2
		Diploma / *Diploma*	**2014**	**0**	**0**	**0**
			2013	0	0	0
68	Kolej Komuniti Bera, Pahang	Sarjana / *Master*	**2014**	**1**	**1**	**2**
			2013	1	1	2
		Sarjana Muda / *Bachelor*	**2014**	**0**	**2**	**2**
			2013	0	5	5
		Diploma / *Diploma*	**2014**	**0**	**0**	**0**
			2013	0	0	0
69	Kolej Komuniti Pekan, Pahang	Sarjana / *Master*	**2014**	**2**	**4**	**6**
			2013	4	5	9
		Sarjana Muda / *Bachelor*	**2014**	**5**	**2**	**7**
			2013	4	1	5
		Diploma / *Diploma*	**2014**	**2**	**1**	**3**
			2013	2	1	3

Jadual *Table* **5.6**

Bilangan Staf Akademik Mengikut Jantina Dan Tahap Kelulusan Tertinggi Berdasarkan Kolej Komuniti (2013 - 2014)

Number of Academic Staff by Gender and Highest Qualification Level in Community Colleges (2013 - 2014)

Bil. *No.*	Kolej Komuniti *Community Colleges*	Tahap kelulusan *Qualifications*	Tahun *Year*	Staf akademik *Academic Staff*		
				L / *M*	P / *F*	J / *T*
70	Kolej Komuniti Jerantut, Pahang	Sarjana / *Master*	**2014**	**1**	**3**	**4**
			2013	2	2	4
		Sarjana Muda / *Bachelor*	**2014**	**2**	**7**	**9**
			2013	3	7	10
		Diploma / *Diploma*	**2014**	**0**	**1**	**1**
			2013	1	1	2
71	Kolej Komuniti Kuala Terengganu, Tereng-ganu	Sarjana / *Master*	**2014**	**8**	**14**	**22**
			2013	8	12	20
		Sarjana Muda / *Bachelor*	**2014**	**20**	**26**	**46**
			2013	23	27	50
		Diploma / *Diploma*	**2014**	**10**	**10**	**20**
			2013	9	9	18
72	Kolej Komuniti Kemaman, Terengganu	Sarjana / *Master*	**2014**	**2**	**1**	**3**
			2013	0	1	1
		Sarjana Muda / *Bachelor*	**2014**	**2**	**2**	**4**
			2013	3	3	6
		Diploma / *Diploma*	**2014**	**0**	**0**	**0**
			2013	0	0	0
73	Kolej Komuniti Besut, Terengganu	Sarjana / *Master*	**2014**	**1**	**1**	**2**
			2013	0	0	0
		Sarjana Muda / *Bachelor*	**2014**	**6**	**3**	**9**
			2013	0	0	0
		Diploma / *Diploma*	**2014**	**0**	**1**	**1**
			2013	0	0	0
74	Kolej Komuniti Kok Lanas, Kelantan	Sarjana / *Master*	**2014**	**1**	**4**	**5**
			2013	3	4	7
		Sarjana Muda / *Bachelor*	**2014**	**1**	**9**	**10**
			2013	1	8	9
		Diploma / *Diploma*	**2014**	**0**	**0**	**0**
			2013	0	0	0
		*Lain-lain / *Others*	**2014**	**0**	**1**	**1**
			2013	0	0	0
75	Kolej Komuniti Pasir Mas, Kelantan	Sarjana / *Master*	**2014**	**1**	**1**	**2**
			2013	1	1	2
		Sarjana Muda / *Bachelor*	**2014**	**3**	**5**	**8**
			2013	3	5	8
		Diploma / *Diploma*	**2014**	**0**	**0**	**0**
			2013	0	0	0
76	Kolej Komuniti Jeli, Kelantan	Sarjana / *Master*	**2014**	**0**	**1**	**1**
			2013	0	0	0
		Sarjana Muda / *Bachelor*	**2014**	**3**	**10**	**13**
			2013	3	10	13
		Diploma / *Diploma*	**2014**	**1**	**4**	**5**
			2013	1	5	6

Bilangan Staf Akademik Mengikut Jantina Dan Tahap Kelulusan Tertinggi Berdasarkan Kolej Komuniti (2013 - 2014)

Number of Academic Staff by Gender and Highest Qualification Level in Community Colleges (2013 - 2014)

Jadual *Table* **5.6**

Bil. *No.*	Kolej Komuniti *Community Colleges*	Tahap kelulusan *Qualifications*	Tahun *Year*	Staf akademik *Academic Staff*		
				L / *M*	P / *F*	J / *T*
77	Kolej Komuniti Kuching, Sarawak	Sarjana / *Master*	**2014**	**0**	**3**	**3**
			2013	2	4	6
		Sarjana Muda / *Bachelor*	**2014**	**5**	**17**	**22**
			2013	3	18	21
		Diploma / *Diploma*	**2014**	**3**	**14**	**17**
			2013	5	12	17
78	Kolej Komuniti Mas Gading, Sarawak	Sarjana / *Master*	**2014**	**1**	**1**	**2**
			2013	1	1	2
		Sarjana Muda / *Bachelor*	**2014**	**2**	**3**	**5**
			2013	11	17	28
		Diploma / *Diploma*	**2014**	**0**	**0**	**0**
			2013	0	0	0
79	Kolej Komuniti Miri, Sarawak	Sarjana / *Master*	**2014**	**0**	**2**	**2**
			2013	0	2	2
		Sarjana Muda / *Bachelor*	**2014**	**8**	**5**	**13**
			2013	7	5	12
		Diploma / *Diploma*	**2014**	**0**	**1**	**1**
			2013	0	1	1
80	Kolej Komuniti Santubong, Sarawak	Sarjana / *Master*	**2014**	**1**	**0**	**1**
			2013	1	0	1
		Sarjana Muda / *Bachelor*	**2014**	**4**	**1**	**5**
			2013	5	1	6
		Diploma / *Diploma*	**2014**	**2**	**1**	**3**
			2013	2	1	3
81	Kolej Komuniti Betong, Sarawak	Sarjana / *Master*	**2014**	**1**	**0**	**1**
			2013	2	0	2
		Sarjana Muda / *Bachelor*	**2014**	**4**	**2**	**6**
			2013	6	1	7
		Diploma / *Diploma*	**2014**	**0**	**0**	**0**
			2013	0	0	0
82	Kolej Komuniti Sarikei, Sarawak	Sarjana / *Master*	**2014**	**0**	**1**	**1**
			2013	0	0	0
		Sarjana Muda / *Bachelor*	**2014**	**2**	**1**	**3**
			2013	0	0	0
		Diploma / *Diploma*	**2014**	**0**	**0**	**0**
			2013	0	0	0
83	Kolej Komuniti Tawau, Sabah	Sarjana / *Master*	**2014**	**1**	**1**	**2**
			2013	6	0	6
		Sarjana Muda / *Bachelor*	**2014**	**22**	**13**	**35**
			2013	17	14	31
		Diploma / *Diploma*	**2014**	**4**	**2**	**6**
			2013	8	2	10

Jadual *Table* **5.6**

Bilangan Staf Akademik Mengikut Jantina Dan Tahap Kelulusan Tertinggi Berdasarkan Kolej Komuniti (2013 - 2014)

Number of Academic Staff by Gender and Highest Qualification Level in Community Colleges (2013 - 2014)

Bil. *No.*	Kolej Komuniti *Community Colleges*	Tahap kelulusan *Qualifications*	Tahun *Year*	Staf akademik *Academic Staff*		
				L / *M*	P / *F*	J / *T*
84	Kolej Komuniti Semporna, Sabah	Sarjana / *Master*	**2014**	**0**	**2**	**2**
			2013	0	2	2
		Sarjana Muda / *Bachelor*	**2014**	**3**	**3**	**6**
			2013	5	3	8
		Diploma / *Diploma*	**2014**	**0**	**0**	**0**
			2013	0	0	0
85	Kolej Komuniti Lahad Datu, Sabah	Sarjana / *Master*	**2014**	**0**	**0**	**0**
			2013	0	1	1
		Sarjana Muda / *Bachelor*	**2014**	**2**	**9**	**11**
			2013	5	8	13
		Diploma / *Diploma*	**2014**	**0**	**0**	**0**
			2013	0	0	0
86	Kolej Komuniti Sandakan, Sabah	Sarjana / *Master*	**2014**	**0**	**0**	**0**
			2013	0	0	0
		Sarjana Muda / *Bachelor*	**2014**	**3**	**3**	**6**
			2013	3	3	6
		Diploma / *Diploma*	**2014**	**0**	**0**	**0**
			2013	0	0	0
87	Kolej Komuniti Beaufort, Sabah	Sarjana / *Master*	**2014**	**3**	**2**	**5**
			2013	2	2	4
		Sarjana Muda / *Bachelor*	**2014**	**0**	**2**	**2**
			2013	2	2	4
		Diploma / *Diploma*	**2014**	**0**	**0**	**0**
			2013	0	0	0
88	Kolej Komuniti Penampang, Sabah	Sarjana / *Master*	**2014**	**0**	**0**	**0**
			2013	0	0	0
		Sarjana Muda / *Bachelor*	**2014**	**2**	**5**	**7**
			2013	0	0	0
		Diploma / *Diploma*	**2014**	**0**	**1**	**1**
			2013	0	0	0
89	Kolej Komuniti Tambunan, Sabah	Sarjana / *Master*	**2014**	**0**	**0**	**0**
			2013	0	0	0
		Sarjana Muda / *Bachelor*	**2014**	**2**	**6**	**8**
			2013	0	0	0
		Diploma / *Diploma*	**2014**	**2**	**0**	**2**
			2013	0	0	0
90	Kolej Komuniti Tuaran, Sabah	Sarjana / *Master*	**2014**	**2**	**0**	**2**
			2013	0	0	0
		Sarjana Muda / *Bachelor*	**2014**	**0**	**2**	**2**
			2013	0	0	0
		Diploma / *Diploma*	**2014**	**0**	**0**	**0**
			2013	0	0	0

Bilangan Staf Akademik Mengikut Jantina Dan Tahap Kelulusan Tertinggi Berdasarkan Kolej Komuniti (2013 - 2014)

Number of Academic Staff by Gender and Highest Qualification Level in Community Colleges (2013 - 2014)

Jadual *Table* **5.6**

Bil. *No.*	Kolej Komuniti *Community Colleges*	Tahap kelulusan *Qualifications*	Tahun *Year*	Staf akademik *Academic Staff*		
				L / *M*	P / *F*	J / *T*
91	Kolej Komuniti Kota Marudu, Sabah	**Sarjana** / *Master*	**2014**	**2**	**1**	**3**
			2013	0	0	0
		Sarjana Muda / *Bachelor*	**2014**	**2**	**4**	**6**
			2013	0	0	0
		Diploma / *Diploma*	**2014**	**0**	**0**	**0**
			2013	0	0	0
KESELURUHAN / ALL		**Ph.D** / *Ph. D*	**2014**	**3**	**1**	**4**
			2013	2	1	3
		Sarjana / *Master*	**2014**	**173**	**332**	**505**
			2013	173	332	505
		Sarjana Muda / *Bachelor*	**2014**	**644**	**1,106**	**1,750**
			2013	654	1,165	1,819
		Diploma / *Diploma*	**2014**	**247**	**218**	**465**
			2013	267	219	486
		***Lain-lain** / *Others*	**2014**	**1**	**2**	**3**
			2013	3	0	3
JUMLAH / TOTAL			**2014**	**1,068**	**1,659**	**2,727**
			2013	1,099	1,717	2,816

Nota / *Note :*

i) Lain-lain adalah merangkumi kelulusan peringkat Sijil, Diploma Lanjutan dan Professional/ *Others are including Certificate, Advanced Diploma and Professional*

ii) Kolej Komuniti Sik, Kolej Komuniti Tuaran dan Kolej Komuniti Kota Marudu baru ditubuhkan dan belum ada pengambilan pelajar. / *Sik Community College, Tuaran Community College and Kota Marudu Community College are newly established and there are no students yet.*

Jadual *Table* **5.7**

Bilangan Staf Akademik yang Melanjutkan Pengajian Dengan Tajaan Mengikut Peringkat Pengajian Berdasarkan Kolej Komuniti (2013 – 2014)

Number of Academic Staff Pursuing Studies With Sponsorship by Level Of Studies in Community Colleges (2013 – 2014)

Bil. *No.*	Kolej Komuniti *Community Colleges*	Tahun Year	Tajaan / *Scholarship*											
			Ph. D *Ph.D*			Sarjana *Master*			Sarjana Muda *Bachelor*			Keseluruhan *Total*		
			L / *M*	P / *F*	J / *T*	L / *M*	P / *F*	J / *T*	L / *M*	P / *F*	J / *T*	L / *M*	P / *F*	J / *T*
1	JPKK	2014	0	2	2	0	1	1	0	0	0	0	3	3
		2013	0	0	0	0	0	0	0	0	0	0	0	0
2	Kolej Komuniti Arau, Perlis	2014	0	0	0	2	1	3	0	0	0	2	1	3
		2013	0	0	0	0	0	0	0	0	0	0	0	0
3	Kolej Komuniti Bandar Darulaman, Kedah	2014	0	0	0	1	0	1	0	0	0	1	0	1
		2013	0	0	0	0	0	0	0	0	0	0	0	0
4	Kolej Komuniti Sungai Petani, Kedah	2014	1	0	1	0	0	0	0	0	0	1	0	1
		2013	0	0	0	0	0	0	1	0	1	1	0	1
5	Kolej Komuniti Langkawi @ Langkawi Tourism Academy , Kedah	2014	0	0	0	0	1	1	0	0	0	0	1	1
		2013	0	0	0	0	0	0	0	0	0	0	0	0
6	Kolej Komuniti Kepala Batas, Pulau Pinang	2014	2	1	3	1	3	4	0	0	0	3	4	7
		2013	0	0	0	0	0	0	0	0	0	0	0	0
7	Kolej Komuniti Chenderoh, Perak	2014	0	0	0	0	0	0	0	0	0	0	0	0
		2013	0	0	0	0	0	0	1	0	1	1	0	1
8	Kolej Komuniti Gerik, Perak	2014	0	1	1	0	1	1	0	0	0	0	2	2
		2013	0	0	0	0	0	0	0	0	0	0	0	0
9	Kolej Komuniti Pasir Salak, Perak	2014	0	2	2	0	0	0	0	0	0	0	2	2
		2013	0	0	0	0	0	0	0	0	0	0	0	0
10	Kolej Komuniti Sabak Bernam, Selangor	2014	0	0	0	0	4	4	0	0	0	0	4	4
		2013	0	0	0	0	0	0	0	1	1	0	1	1
11	Kolej Komuniti Hulu Langat, Selangor	2014	1	0	1	2	2	4	0	0	0	3	2	5
		2013	0	0	0	0	0	0	2	0	2	2	0	2
12	Kolej Komuniti Selayang, Selangor	2014	2	0	2	0	1	1	0	0	0	2	1	3
		2013	0	0	0	0	0	0	0	0	0	0	0	0
13	Kolej Komuniti Jempol, Negeri Sembilan	2014	0	1	1	0	0	0	0	0	0	0	1	1
		2013	0	0	0	0	0	0	0	0	0	0	0	0
14	Kolej Komuniti Jelebu, Negeri Sembilan	2014	0	1	1	2	1	3	0	0	0	2	2	4
		2013	0	0	0	0	0	0	0	0	0	0	0	0

Bilangan Staf Akademik yang Melanjutkan Pengajian Dengan Tajaan Mengikut Peringkat Pengajian Berdasarkan Kolej Komuniti (2013 – 2014)

Number of Academic Staff Pursuing Studies With Sponsorship by Level Of Studies in Community Colleges (2013 – 2014)

Jadual *Table* **5.7**

Bil. *No.*	Kolej Komuniti *Community Colleges*	Tahun Year	Tajaan / *Scholarship*											
			Ph. D *Ph.D*			Sarjana *Master*			Sarjana Muda *Bachelor*			Keseluruhan *Total*		
			L / *M*	P / *F*	J / *T*	L / *M*	P / *F*	J / *T*	L / *M*	P / *F*	J / *T*	L / *M*	P / *F*	J / *T*
15	Kolej Komuniti Bukit Beruang, Melaka	**2014**	**1**	**0**	**1**	**3**	**3**	**6**	**0**	**0**	**0**	**4**	**3**	**7**
		2013	0	0	0	0	0	0	0	0	0	0	0	0
16	Kolej Komuniti Masjid Tanah, Melaka	**2014**	**0**	**1**	**1**	**0**	**0**	**0**	**0**	**0**	**0**	**0**	**1**	**1**
		2013	0	0	0	0	0	0	0	0	0	0	0	0
17	Kolej Komuniti Jasin, Melaka	**2014**	**0**	**1**	**1**	**0**	**4**	**4**	**0**	**0**	**0**	**0**	**5**	**5**
		2013	0	0	0	0	0	0	0	1	1	0	1	1
18	Kolej Komuniti Tangga Batu, Melaka	**2014**	**0**	**0**	**0**	**0**	**0**	**0**	**0**	**0**	**0**	**0**	**0**	**0**
		2013	0	0	0	0	0	0	1	0	1	1	0	1
19	Kolej Komuniti Ledang, Johor	**2014**	**0**	**0**	**0**	**1**	**1**	**2**	**0**	**0**	**0**	**1**	**1**	**2**
		2013	0	0	0	0	0	0	0	0	0	0	0	0
20	Kolej Komuniti Bandar Penawar, Johor	**2014**	**0**	**1**	**1**	**1**	**1**	**2**	**0**	**0**	**0**	**1**	**2**	**3**
		2013	0	0	0	0	0	0	0	0	0	0	0	0
21	Kolej Komuniti Segamat 2, Johor	**2014**	**2**	**0**	**2**	**1**	**1**	**2**	**0**	**0**	**0**	**3**	**1**	**4**
		2013	0	0	0	0	0	0	0	0	0	0	0	0
22	Kolej Komuniti Kuantan, Pahang	**2014**	**0**	**0**	**0**	**2**	**0**	**2**	**0**	**0**	**0**	**2**	**0**	**2**
		2013	0	0	0	0	0	0	0	0	0	0	0	0
23	Kolej Komuniti Bentong, Pahang	**2014**	**0**	**0**	**0**	**0**	**1**	**1**	**0**	**0**	**0**	**0**	**1**	**1**
		2013	0	0	0	0	0	0	0	0	0	0	0	0
24	Kolej Komuniti Temerloh, Pahang	**2014**	**0**	**0**	**0**	**1**	**3**	**4**	**0**	**0**	**0**	**1**	**3**	**4**
		2013	0	0	0	0	0	0	0	0	0	0	0	0
25	Kolej Komuniti Kuala Terengganu, Terengganu	**2014**	**0**	**1**	**1**	**0**	**0**	**0**	**0**	**0**	**0**	**0**	**1**	**1**
		2013	0	0	0	0	0	0	0	0	0	0	0	0
26	Kolej Komuniti Kuching, Sarawak	**2014**	**0**	**0**	**0**	**0**	**2**	**2**	**0**	**0**	**0**	**0**	**2**	**2**
		2013	0	0	0	0	0	0	0	1	1	0	1	1
27	Kolej Komuniti Mas Gading, Sarawak	**2014**	**0**	**0**	**0**	**0**	**0**	**0**	**0**	**0**	**0**	**0**	**0**	**0**
		2013	0	0	0	0	0	0	0	0	0	0	0	0
28	Kolej Komuniti Kota Kinabalu, Sabah	**2014**	**0**	**1**	**1**	**0**	**0**	**0**	**0**	**0**	**0**	**0**	**1**	**1**
		2013	0	0	0	0	0	0	0	0	0	0	0	0
JUMLAH/ *TOTAL*		**2014**	**9**	**13**	**22**	**17**	**31**	**48**	**0**	**0**	**0**	**26**	**44**	**70**
		2013	0	0	0	0	0	0	5	3	8	5	3	8

Jadual *Table* **5.8**

Bilangan Staf Akademik yang Melanjutkan Pengajian Dengan Tajaan Mengikut Peringkat Pengajian Berdasarkan Kolej Komuniti (2013 – 2014)

Number of Academic Staff Pursuing Studies With Sponsorship by Level Of Studies in Community Colleges (2013 – 2014)

Bil. No.	Kolej Komuniti Community Colleges	Tahun Year	Sendiri/ *Self sponsored*											
			Ph. D *Ph.D*			Sarjana *Master*			Sarjana Muda *Bachelor*			Keseluruhan *Total*		
			L / *M*	P / *F*	J / *T*	L / *M*	P / *F*	J / *T*	L / *M*	P / *F*	J / *T*	L / *M*	P / *F*	J / *T*
1	Kolej Komuniti Bandar Darulaman, Kedah	**2014**	**0**	**0**	**0**	**0**	**2**	**2**	**0**	**0**	**0**	**0**	**2**	**2**
		2013	0	0	0	4	3	7	0	0	0	4	3	7
2	Kolej Komuniti Sungai Petani, Kedah	**2014**	**0**	**0**	**0**	**1**	**0**	**1**	**0**	**0**	**0**	**1**	**0**	**1**
		2013	0	0	0	0	0	0	0	0	0	0	0	0
3	Kolej Komuniti Langkawi @ Langkawi Tourism Academy , Kedah	**2014**	**0**	**0**	**0**	**1**	**0**	**1**	**0**	**0**	**0**	**1**	**0**	**1**
		2013	0	0	0	1	0	1	0	0	0	1	0	1
4	Kolej Komuniti Jerai, Kedah	**2014**	**0**	**0**	**0**	**0**	**0**	**0**	**0**	**0**	**0**	**0**	**0**	**0**
		2013	0	0	0	1	0	1	0	0	0	1	0	1
5	Kolej Komuniti Kepala Batas, Pulau Pinang	**2014**	**0**	**0**	**0**	**0**	**1**	**1**	**0**	**0**	**0**	**0**	**1**	**1**
		2013	0	0	0	1	0	1	0	0	0	1	0	1
6	Kolej Komuniti Teluk Intan, Perak	**2014**	**0**	**0**	**0**	**0**	**1**	**1**	**0**	**0**	**0**	**0**	**1**	**1**
		2013	0	0	0	0	1	1	0	0	0	0	1	1
7	Kolej Komuniti Chenderoh, Perak	**2014**	**0**	**0**	**0**	**1**	**2**	**3**	**0**	**0**	**0**	**1**	**2**	**3**
		2013	0	0	0	0	2	2	0	0	0	0	2	2
8	Kolej Komuniti Sabak Bernam, Selangor	**2014**	**0**	**1**	**1**	**0**	**3**	**3**	**0**	**0**	**0**	**0**	**4**	**4**
		2013	0	1	1	0	2	2	0	0	0	0	3	3
9	Kolej Komuniti Hulu Selangor, Selangor	**2014**	**0**	**0**	**0**	**0**	**1**	**1**	**0**	**0**	**0**	**0**	**1**	**1**
		2013	0	0	0	0	1	1	0	0	0	0	1	1
10	Kolej Komuniti Hulu Langat, Selangor	**2014**	**0**	**0**	**0**	**1**	**0**	**1**	**0**	**0**	**0**	**1**	**0**	**1**
		2013	0	0	0	1	0	1	0	0	0	1	0	1

Bilangan Staf Akademik yang Melanjutkan Pengajian Dengan Tajaan Mengikut Peringkat Pengajian Berdasarkan Kolej Komuniti (2013 – 2014)

Number of Academic Staff Pursuing Studies With Sponsorship by Level Of Studies in Community Colleges (2013 – 2014)

Jadual *Table* **5.8**

Bil. No.	Kolej Komuniti Community Colleges	Tahun Year	Sendiri/ *Self sponsored*											
			Ph. D *Ph.D*			Sarjana *Master*			Sarjana Muda *Bachelor*			Keseluruhan *Total*		
			L / *M*	P / *F*	J / *T*	L / *M*	P / *F*	J / *T*	L / *M*	P / *F*	J / *T*	L / *M*	P / *F*	J / *T*
11	Kolej Komuniti Jempol, Negeri Sembilan	2014	0	0	0	4	3	7	0	0	0	4	3	7
		2013	0	0	0	4	2	6	0	0	0	4	2	6
12	Kolej Komuniti Jelebu, Negeri Sembilan	2014	0	0	0	0	1	1	0	0	0	0	1	1
		2013	0	0	0	1	0	1	0	0	0	1	0	1
13	Kolej Komuniti Bukit Beruang, Melaka	2014	0	0	0	0	1	1	0	0	0	0	1	1
		2013	0	0	0	0	1	1	0	0	0	0	1	1
14	Kolej Komuniti Tangga Batu, Melaka	2014	0	0	0	1	0	1	0	0	0	1	0	1
		2013	0	0	0	0	0	0	0	0	0	0	0	0
15	Kolej Komuniti Segamat, Johor	2014	0	0	0	1	2	3	0	0	0	1	2	3
		2013	0	1	1	1	1	2	0	0	0	1	2	3
16	Kolej Komuniti Ledang, Johor	2014	0	0	0	1	0	1	0	0	0	1	0	1
		2013	0	0	0	1	0	1	0	0	0	1	0	1
17	Kolej Komuniti Bandar Penawar, Johor	2014	0	0	0	0	1	1	0	0	0	0	1	1
		2013	0	0	0	0	1	1	0	0	0	0	1	1
18	Kolej Komuniti Segamat 2, Johor	2014	0	0	0	0	4	4	0	0	0	0	4	4
		2013	0	0	0	0	3	3	0	0	0	0	3	3
19	Kolej Komuniti Pasir Gudang, Johor	2014	0	0	0	0	1	1	0	0	0	0	1	1
		2013	0	0	0	0	1	1	0	0	0	0	1	1
20	Kolej Komuniti Kuantan, Pahang	2014	0	0	0	1	1	2	0	0	0	1	1	2
		2013	0	0	0	1	0	1	0	0	0	1	0	1
21	Kolej Komuniti Bentong, Pahang	2014	0	0	0	1	3	4	0	0	0	1	3	4
		2013	0	0	0	1	3	4	0	0	0	1	3	4
JUMLAH/ *TOTAL*		2014	0	1	1	13	27	40	0	0	0	13	28	41
		2013	0	2	2	17	21	38	0	0	0	17	23	40

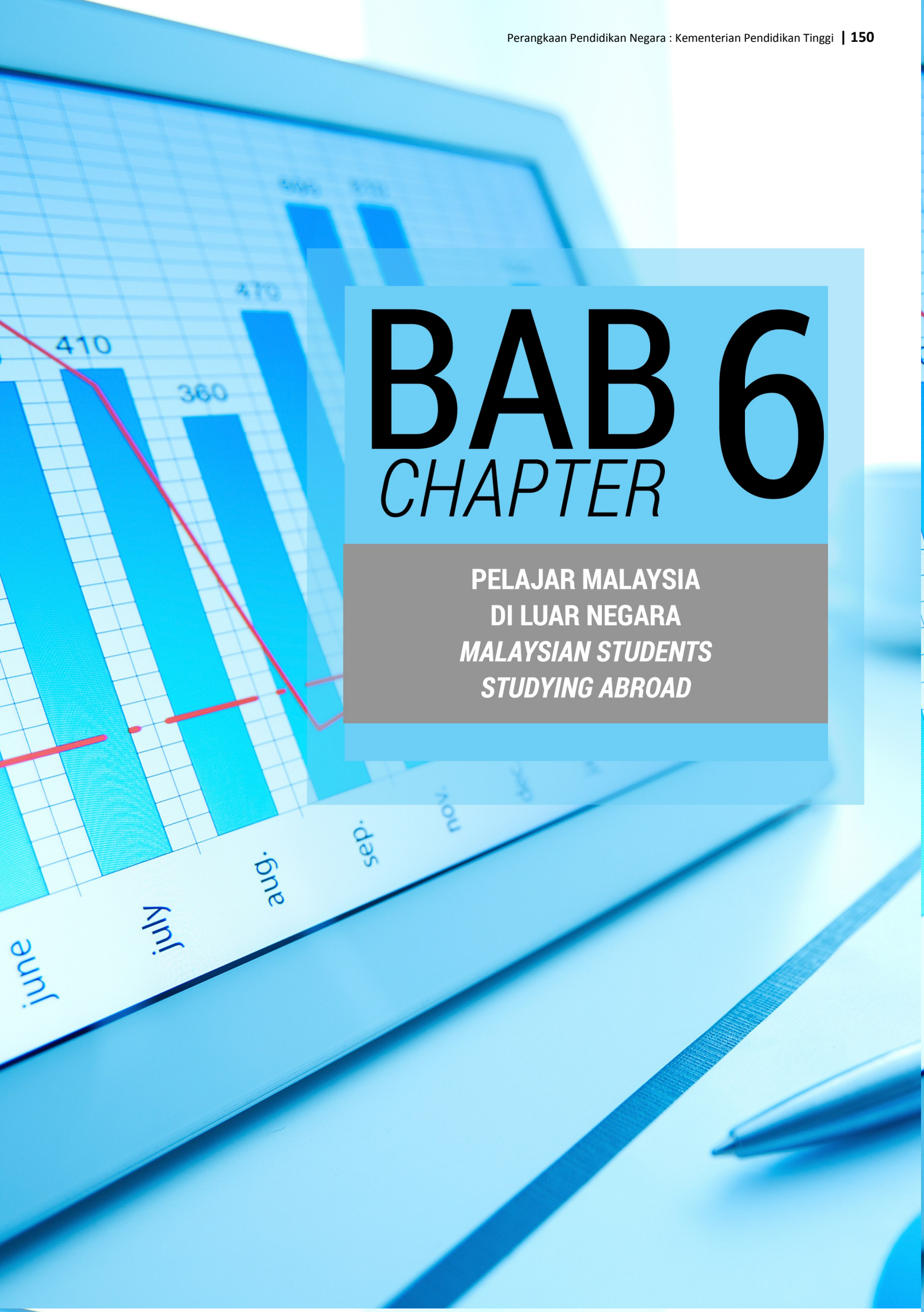

BAB 6
CHAPTER

PELAJAR MALAYSIA DI LUAR NEGARA
MALAYSIAN STUDENTS STUDYING ABROAD

Jadual *Table* **6.1**

Bilangan Pelajar Malaysia di Luar Negara Mengikut Jenis Pembiayaan, Tahun 2013-2014

Number of Malaysian Students Studying Abroad by Types of Sponsorship, Year 2013-2014

Bil No	Negara Countries	Pembiayaan Funding					
		Tajaan Sponsored		Persendirian Self-sponsored		Jumlah Total	
		2014	2013	2014	2013	2014	2013
1	United Kingdom & Northern Ireland	6,357	6,223	9,423	8,797	15,780	15,020
2	Australia	4,260	2,779	16,275	10,618	20,535	13,397
3	Egypt	3,593	6,587	5,127	4,558	8,720	11,145
4	Taiwan	2,852	0	9,285	8,530	12,137	8,530
5	United States of America	1,905	1,819	5,009	4,781	6,914	6,600
6	Indonesia	1,179	1,359	3,348	3,326	4,527	4,685
7	India	1,023	0	0	0	1,023	3,400
8	Russian Federation	244	821	0	2,529	244	3,350
9	Singapore	14	16	0	3,000	14	3,016
10	Jordan	1290	625	1,878	2,254	3,168	2,879
11	Japan	874	1,145	0	2	874	1,147
12	New Zealand	541	576	500	558	1,041	1,134
13	China	254	389	210	543	464	932
14	Canada	491	491	192	192	683	683
15	France	387	466	0	33	387	499
16	Germany	309	400	0	52	309	452
17	Korea, Republic of (South Korea)	308	440	0	9	308	449
18	Czech Republic	212	288	7	5	219	293
19	Saudi Arabia	0	0	234	220	234	220
20	Poland	173	173	27	27	200	200
21	Yemen	0	0	688	129	688	129
22	Romania	0	0	88	88	88	88
23	Morocco	47	46	48	40	95	86
24	Philippines	3	3	68	68	71	71
25	Bangladesh	0	0	93	69	93	69
26	Pakistan	0	1	13	51	13	52
27	Switzerland	3	5	47	45	50	50
28	Netherlands	41	40	2	0	43	40
29	Sudan	0	0	36	40	36	40
30	Spain	77	37	0	0	77	37
31	Cuba	0	0	27	32	27	32
32	Sweden	12	12	19	19	31	31
33	Brunei	0	11	14	15	14	26
34	Finland	9	9	9	9	18	18
35	Thailand	22	15	12	2	34	17
36	Denmark	12	12	4	4	16	16
37	Austria	10	10	5	5	15	15

Bilangan Pelajar Malaysia di Luar Negara Mengikut Jenis Pembiayaan, Tahun 2013-2014

Number of Malaysian Students Studying Abroad by Types of Sponsorship, Year 2013-2014

Jadual *Table* **6.1**

Bil No	Negara Countries	Pembiayaan Funding					
		Tajaan Sponsored		Persendirian Self-sponsored		Jumlah Total	
		2014	2013	2014	2013	2014	2013
38	Iran	0	1	15	12	15	13
39	Turki	1	1	12	12	13	13
40	Italy	1	2	13	10	14	12
41	Kuwait	0	0	12	12	12	12
42	Sri Lanka	0	0	1	11	1	11
43	Belgium	1	8	0	0	1	8
44	Lebanon	0	0	4	4	4	4
45	Norway	2	3	0	1	2	4
46	Hungary	2	2	1	1	3	3
47	Ukraine	0	0	0	1	0	1
48	Hong Kong	2	0	0	0	2	0
49	Bosnia Herzegovina	0	0	1	0	1	0
50	Oman	0	0	24	0	24	0
51	Cambodia	19	0	1	0	20	0
Jumlah Total		**26,530**	**24,815**	**52,772**	**50,714**	**79,302**	**78,929**

Sumber data : Pihak penaja, Education Malaysia Luar Negara dan Kedutaan Besar Malaysia di Luar Negara

Tiada maklumat terkini / *No current information*

Data baru / *New data*

Tiada pecahan tajaan dan persendirian / *No information on sponsored and self-sponsored*

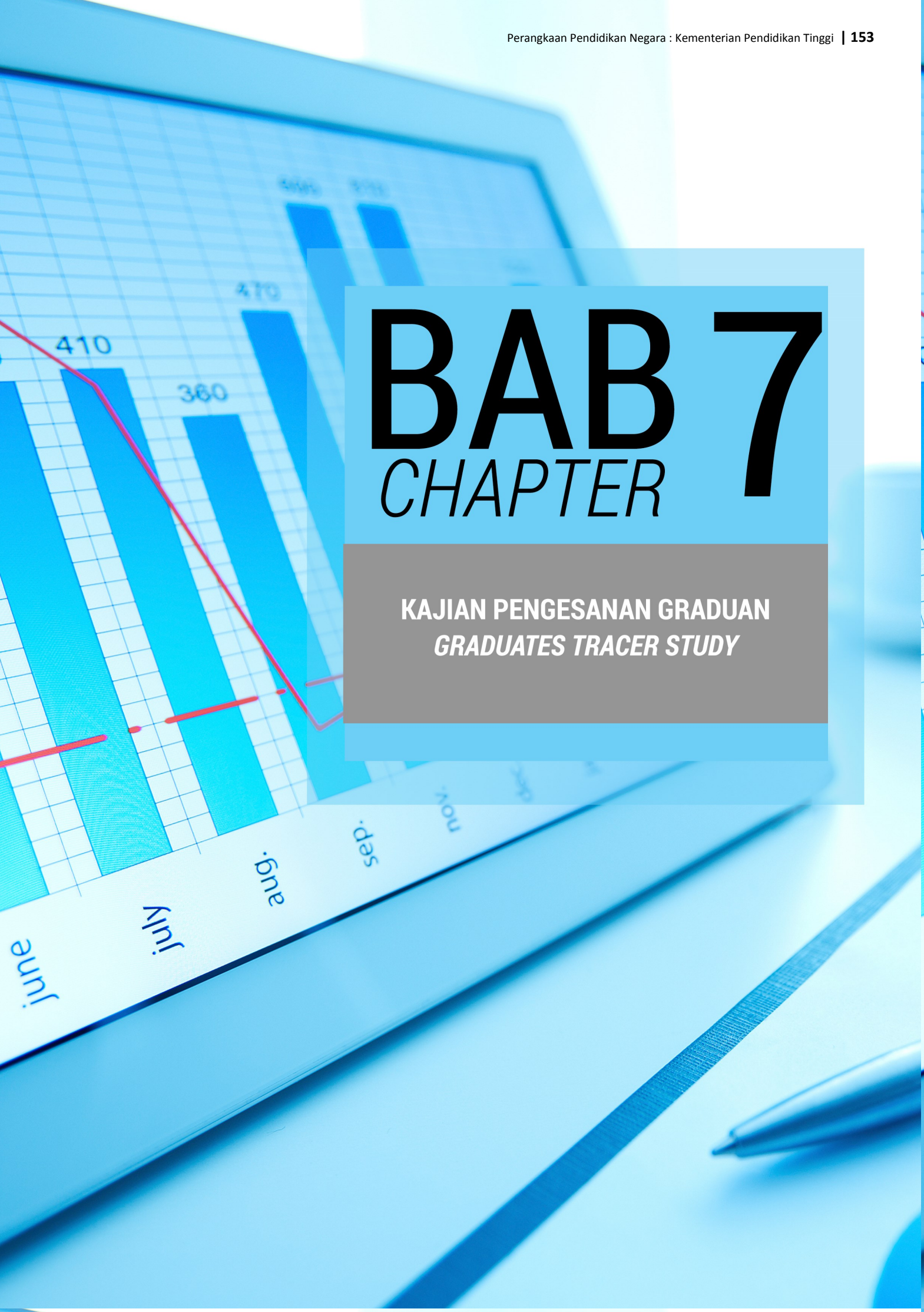

BAB 7
CHAPTER

KAJIAN PENGESANAN GRADUAN
GRADUATES TRACER STUDY

Jadual *Table* **7.1**

Bilangan dan Peratus Graduan Warganegara Malaysia Mengikut Status Pekerjaan Berdasarkan Kategori IPT (2013 - 2014)

Number and Percentage of Malaysian Graduates by Employment Status According to Types of HEIs (2013 - 2014)

Status Pekerjaan *Employment Status*		**Bekerja** *Employed*		**Melanjutkan pengajian** *Further Study*		**Meningkatkan kemahiran** *Upgrading skills*		**Menunggu penempatan pekerjaan** *Waiting for work placement*		**Belum bekerja** *Unemployed*		**Jumlah** *Total*	
Kategori IPT *Categories of HEIs*	**Tahun** *Year*	**Bil** *No.*	%	**Bil** *No.*	%	**Bil** *No.*	%	**Bil** *No.*	%	**Bil** *No.*	%	**Bil** *No.*	%
Universiti Awam *Public University*	**2014**	**52,301**	**45.7**	**26,512**	**23.2**	**1,823**	**1.6**	**5,546**	**4.9**	**28,148**	**24.6**	**114,330**	**100**
	2013	48,763	43.9	24,219	21.8	1,477	1.3	9,416	8.5	27,249	24.5	111,124	100
IPTS *Private HEIs*	**2014**	**32,590**	**49.0**	**12,878**	**19.3**	**996**	**1.5**	**2,838**	**4.3**	**17,255**	**25.9**	**66,557**	**100**
	2013	34,351	50.3	11,982	17.5	869	1.3	2,808	4.1	18,332	26.8	68,342	100
Politeknik *Polytechnics*	**2014**	**13,493**	**56.3**	**3,315**	**13.8**	**372**	**1.6**	**516**	**2.2**	**6,264**	**26.1**	**23,960**	**100**
	2013	13,886	51.5	4,837	18.0	538	2.0	645	2.4	7,034	26.1	26,940	100
Kolej Komuniti *Community Colleges*	**2014**	**2,328**	**74.7**	**586**	**18.8**	**16**	**0.5**	**6**	**0.2**	**182**	**5.8**	**3,118**	**100**
	2013	3,764	70.4	1,062	19.9	25	0.5	28	0.5	471	8.8	5,350	100
Institut Latihan Teknik dan Vokasional *Technical And Vocational Training Institution*	**2014**	**907**	**48.4**	**545**	**29.1**	**16**	**0.9**	**35**	**1.9**	**370**	**19.8**	**1873**	**100**
	2013	522	48.6	343	31.9	2	0.2	11	1.0	196	18.2	1,074	100
Jumlah *Total*	**2014**	**101,619**	**48.4**	**43,836**	**20.9**	**3,223**	**1.5**	**8,941**	**4.3**	**52,219**	**24.9**	**209,838**	**100**
	2013	101,286	47.6	42,443	19.9	2,911	1.4	12,908	6.1	53,282	25.0	212,830	100

Bilangan dan Peratus Graduan Warganegara Malaysia Mengikut Status Pekerjaan Berdasarkan Bidang Pengajian (2013 - 2014)

Number and Percentage of Malaysian Graduates by Employment Status According to Field of Studies (2013 - 2014)

Jadual *Table* **7.2**

Status Pekerjaan *Employment Status*		**Bekerja** *Employed*		**Melanjutkan pengajian** *Further Study*		**Meningkatkan kemahiran** *Upgrading skills*		**Menunggu penempatan pekerjaan** *Waiting for work placement*		**Belum bekerja** *Unemployed*		**Jumlah** *Total*	
Bidang Pengajian *Field of Studies*	**Tahun** *Year*	**Bil** *No.*	%	**Bil** *No.*	%	**Bil** *No.*	%	**Bil** *No.*	%	**Bil** *No.*	%	**Bil** *No.*	%
Sastera dan Sains Sosial *Arts and Social Sciences*	**2014**	**49,917**	**48.4**	**22,617**	**21.9**	**1,787**	**1.7**	**2,469**	**2.4**	**26,376**	**25.6**	**103,166**	**100**
	2013	42,689	47.1	21,262	23.5	1,426	1.6	2,156	2.4	23,086	25.5	90,619	100
Sains *Science*	**2014**	**13,691**	**46.4**	**5,417**	**18.4**	**295**	**1.0**	**2,706**	**9.2**	**7,409**	**25.1**	**29,518**	**100**
	2013	14,592	43.6	4,944	14.8	245	0.7	2,962	8.8	10,751	32.1	33,494	100
Teknik *Technical*	**2014**	**23,464**	**49.2**	**10,197**	**21.4**	**870**	**1.8**	**1,493**	**3.1**	**11,661**	**24.5**	**47,685**	**100**
	2013	25,327	48.6	11,167	21.4	966	1.9	1,623	3.1	13,046	25.0	52,129	100
Teknologi Maklumat dan Komunikasi *Information and Communication Technology*	**2014**	**8,163**	**47.0**	**4,500**	**25.9**	**196**	**1.1**	**423**	**2.4**	**4,088**	**23.5**	**17,370**	**100**
	2013	8,697	48.3	4,350	24.2	206	1.1	419	2.3	4,328	24.0	18,000	100
Pendidikan *Education*	**2014**	**6,384**	**52.8**	1,105	**9.1**	**75**	**0.6**	**1,850**	**15.3**	**2,685**	**22.2**	**12,099**	**100**
	2013	9,981	53.7	720	3.9	68	0.4	5,748	30.9	2,071	11.1	18,588	100
Jumlah *Total*	**2014**	**101,619**	**48.4**	**43,836**	**20.9**	**3,223**	**1.5**	**8,941**	**4.3**	**52,219**	**24.9**	**209,838**	**100**
	2013	101,286	47.6	42,443	19.9	2,911	1.4	12,908	6.1	53,282	25.0	212,830	100

Jadual *Table* **7.3**

Bilangan dan Peratus Graduan Warganegara Malaysia Mengikut Status Pekerjaan Berdasarkan Peringkat Pengajian (2013 - 2014)

Number and Percentage of Malaysian Graduates by Employment Status According to Level of Studies (2013 - 2014)

Status Pekerjaan *Employment Status*		Bekerja *Employed*		Melanjutkan pengajian *Further Study*		Meningkatkan kemahiran *Upgrading skills*		Menunggu penempatan pekerjaan *Waiting for work placement*		Belum bekerja *Unemployed*		Jumlah *Total*	
Peringkat *Level Of Studies*	**Tahun** *Year*	**Bil** *No.*	%	**Bil** *No.*	%	**Bil** *No.*	%	**Bil** *No.*	%	**Bil** *No.*	%	**Bil** *No.*	%
Ph.D *Ph.D*	**2014**	**1,199**	**86.6**	**11**	**0.8**	**3**	**0.2**	**38**	**2.7**	**133**	**9.6**	**1,384**	**100**
	2013	969	88.1	8	0.7	1	0.1	32	2.9	90	8.2	1,100	100
Sarjana *Master*	**2014**	**11,043**	**76.6**	**942**	**6.5**	**60**	**0.4**	**231**	**1.6**	**2,146**	**14.9**	**14,422**	**100**
	2013	10,196	76.4	825	6.2	31	0.2	293	2.2	1,998	15.0	13,343	100
Diploma Lepasan Ijazah *Postgraduate Diploma*	**2014**	**365**	**85.9**	**6**	**1.4**	**9**	**2.1**	**18**	**4.2**	**27**	**6.4**	**425**	**100**
	2013	906	20.7	27	0.6	12	0.3	3,242	74.1	186	4.3	4,373	100
Sarjana Muda *Bachelor*	**2014**	**48,435**	**52.6**	**6,398**	**6.9**	**1,899**	**2.1**	**6,718**	**7.3**	**28,700**	**31.1**	**92,150**	**100**
	2013	48,490	52.7	5,865	6.4	1,587	1.7	7,194	7.8	28,922	31.4	92,058	100
Diploma Lanjutan *Advanced Diploma*	**2014**	**1037**	**40.1**	**734**	**28.4**	**92**	**3.6**	**84**	**3.2**	**640**	**24.7**	**2,587**	**100**
	2013	931	37.6	870	35.1	95	3.8	74	3.0	506	20.4	2,476	100
Diploma *Diploma*	**2014**	**36,748**	**39.0**	**34,401**	**36.5**	**1,110**	**1.2**	**1,822**	**1.9**	**20,180**	**21.4**	**94,261**	**100**
	2013	35,291	38.4	32,831	35.7	1,114	1.2	2,004	2.2	20,767	22.6	92,007	100
Sijil *Certificate*	**2014**	**2,610**	**61.9**	**1,195**	**28.3**	**36**	**0.9**	**22**	**0.5**	**355**	**8.4**	**4,218**	**100**
	2013	4,407	61.6	1,843	25.8	71	1.0	63	0.9	772	10.8	7,156	100
Profesional *Professional*	**2014**	**158**	**43.1**	**149**	**40.6**	**14**	**3.8**	**8**	**2.2**	**38**	**10.4**	**367**	**100**
	2013	87	28.2	174	56.5	-	-	6	1.9	41	13.3	308	100
Sijil Lepasan Ijazah *Postgraduate Certificate*	**2014**	**24**	**100.0**		**-**		**-**		**-**		**-**	**24**	**100**
	2013	9	100.0	-	-	-	-	-	-	-	-	9	100
Jumlah *Total*	**2014**	**101,619**	**48.4**	**43,836**	**20.9**	**3,223**	**1.5**	**8,941**	**4.3**	**52,219**	**24.9**	**209,838**	**100**
	2013	101,286	47.6	42,443	19.9	2,911	1.4	12,908	6.1	53,282	25.0	212,830	100

Bilangan dan Peratus Graduan Warganegara Malaysia Mengikut Kategori IPT Berdasarkan Taraf Pekerjaan (2013 - 2014)

Number and Percentage of Malaysian Graduates by Types of HEIs According to Employment Status (2013 - 2014)

Jadual *Table* **7.4**

Jenis IPT *Types of HEIs*		UA *Public University*		IPTS *Private HEIs*		Politeknik *Polytechnics*		Kolej Komuniti *Community Colleges*		Institut Latihan Teknik dan Vokasional *Technical and Vocational Training Institution*		Jumlah *Total*	
Taraf Pekerjaan *Employment Status*	**Tahun** *Year*	**Bil** *No.*	%	**Bil** *No.*	%	**Bil** *No.*	%	**Bil** *No.*	%	**Bil** *No.*	%	**Bil** *No.*	%
Tetap *Permanent*	**2014**	**28,007**	**53.5**	**18,116**	**55.6**	**6,292**	**46.6**	**1,041**	**44.7**	**428**	**47.2**	**53,884**	**53.0**
	2013	26,475	54.3	20,994	61.1	6,637	47.8	1,827	48.5	316	60.5	56,249	55.5
Kontrak *Contract*	**2014**	**11,043**	**21.1**	**5,760**	**17.7**	**3,179**	**23.6**	**384**	**16.5**	**180**	**19.8**	**20,546**	**20.2**
	2013	10,353	21.2	5,496	16	3,253	23.4	506	13.4	106	20.3	19,714	19.5
Sementara *Temporary*	**2014**	**10,991**	**21**	**6,991**	**21.5**	**3,296**	**24.4**	**664**	**28.5**	**245**	**27.0**	**22,187**	**21.8**
	2013	10,198	20.9	6,539	19	3,393	24.4	1,081	28.7	83	15.9	21,294	21.0
Bekerja Sendiri *Self-Employed*	**2014**	**1047**	**2**	**729**	**2.2**	**329**	**2.4**	**110**	**4.7**	**29**	**3.2**	**2,244**	**2.2**
	2013	784	1.6	546	1.6	251	1.8	188	5	7	1.3	1,776	1.8
Bekerja Dengan Keluarga *Working With Family*	**2014**	**1213**	**2.3**	**994**	**3.1**	**396**	**2.9**	**129**	**5.5**	**25**	**2.8**	**2,757**	**2.7**
	2013	945	1.9	771	2.2	351	2.5	162	4.3	10	1.9	2,239	2.2
***Jumlah** *Total*	**2014**	**52,301**	**100**	**32,699**	**100**	**13,492**	**100**	**2,328**	**100**	**798**	**100**	**101,618**	**100**
	2013	48,755	100	34,346	100	13,885	100	3,764	100	522	100	101,272	100

Nota/*Notes :*

**** 2014 : 20 responden tiada maklumat negeri bermastautin /*** *20 respondents without residential state*

2013 : 3 responden tiada maklumat negeri bermastautin / *3 respondents without residential state*

Jadual *Table* **7.5**

Bilangan dan Peratus Graduan Warganegara Malaysia Mengikut Kategori IPT Berdasarkan Sektor Pekerjaan (2013 - 2014)

Number and Percentage of Malaysian Graduates by Employment Sector and by Higher Learning Institute (2013 - 2014)

Jenis IPT *Types Of HEIs*		**IPTA** *Public HEIs*		**IPTS** *Private HEIs*		**Politeknik** *Polytechnics*		**Kolej Komuniti** *Community Colleges*		**Institut Latihan Teknik dan Vokasional** *Technical and Vocational Training Institution*		**Jumlah** *Total*	
Sektor Pekerjaan Employment sector	**Tahun** *Year*	**Bil** *No.*	%	**Bil** *No.*	%	**Bil** *No.*	%	**Bil** *No.*	%	**Bil** *No.*	%	**Bil** *No.*	%
Kerajaan *Government*	**2014**	**12,560**	**25.1**	**3,365**	**10.9**	**688**	**5.4**	**58**	**2.8**	**159**	**18.6**	**16,830**	**17.4**
	2013	12,561	25.8	6,529	19	893	6.4	113	3	178	34.1	20,274	20.0
Badan Berkanun *Statutory Bodies*	**2014**	**3,018**	**6.0**	**681**	**2.2**	**301**	**2.4**	**22**	**1.1**	**32**	**3.8**	**4,054**	**4.2**
	2013	3,078	6.3	695	2	500	3.6	42	1.1	14	2.7	4,329	4.3
Swasta (Multinasional) *Private (Multinational)*	**2014**	**8,583**	**17.2**	**6,672**	**21.6**	**2,199**	**17.2**	**264**	**12.6**	**110**	**12.9**	**17,828**	**18.5**
	2013	7,904	16.2	6,604	19.2	2,306	16.6	218	5.8	54	10.3	17,086	16.9
Swasta (Tempatan) *Private (Local)*	**2014**	**19,477**	**38.9**	**15,574**	**50.5**	**7,583**	**59.4**	**1,422**	**68.1**	**405**	**47.5**	**44,461**	**46.0**
	2013	17,990	36.9	15,310	44.6	7,796	56.1	2,390	63.5	201	38.5	43,687	43.1
Perusahaan sendiri *Own Enterprise*	**2014**	**3,161**	**6.3**	**2,397**	**7.8**	**1,213**	**9.5**	**209**	**10.0**	**89**	**10.4**	**7,069**	**7.3**
	2013	4,144	8.5	3,036	8.8	1,578	11.4	765	20.3	47	9.0	9,570	9.4
Syarikat Berkaitan Kerajaan *Government Linked Companies*	**2014**	**1,568**	**3.1**	**800**	**2.6**	**255**	**2.0**	**31**	**1.5**	**22**	**2.6**	**2,676**	**2.8**
	2013	1,579	3.2	757	2.2	316	2.3	54	1.4	8	1.5	2,714	2.7
Organisasi Bukan Kerajaan *Non Government Organisation*	**2014**	**937**	**1.9**	**812**	**2.6**	**344**	**2.7**	**44**	**2.1**	**22**	**2.6**	**2,159**	**2.2**
	2013	735	1.5	836	2.4	286	2.1	56	1.5	13	2.5	1,926	1.9
Lain-lain *Others*	**2014**	**737**	**1.5**	**566**	**1.8**	**184**	**1.4**	**39**	**1.9**	**14**	**1.6**	**1,540**	**1.6**
	2013	764	1.6	579	1.7	210	1.5	126	3.3	7	1.3	1,686	1.7
Jumlah **Total*	**2014**	**50,041**	**100**	**30,976**	**100**	**12,767**	**100**	**2,089**	**100**	**744**	**100**	**96,617**	**100**
	* 2013	48,755	100	34,346	100	13,885	100	3,764	100	522	100	101,272	100

Nota / *Notes :*

** 2014 : 1 responden tiada maklumat taraf pekerjaan / 1 respondent without employment status*

* 2013 : 14 responden tiada maklumat taraf pekerjaan / *14 respondents without employment status*

Bilangan dan Peratus Graduan Warganegara Malaysia Mengikut Status Pekerjaan Berdasarkan Negeri Bermastautin (2013 - 2014)

Number and Percentage of Malaysian Graduates by Employment Status According to Residential States (2013 - 2014)

Jadual *Table* **7.6**

Jenis IPT *Types of HEIs*		**UA** *Public University*		**IPTS** *Private HEI*		**Politeknik** *Polytechnics*		**Kolej Komuniti** *Community Colleges*		**Institut Latihan Teknik dan Vokasional** *Technical and Vocational Training Institution*		**Jumlah** *Total*	
Sektor Pekerjaan *Employment sector*	**Tahun** *Year*	**Bil** *No.*	%	**Bil** *No.*	%	**Bil** *No.*	%	**Bil** *No.*	%	**Bil** *No.*	%	**Bil** *No.*	%
Sedang mencari pekerjaan *Still seeking for job*	**2014**	**21,906**	**77.8**	**11,389**	**66**	**4,442**	**70.9**	**115**	**63.2**	**204**	**55.1**	**38,056**	**72.9**
	2013	21,433	78.7	12,811	69.9	5,239	74.5	261	55.4	120	61.2	39,864	74.8
Ingin berehat *Taking a break*	**2014**	**1,423**	**5.1**	**1,999**	**11.6**	**256**	**4.1**	**11**	**6**	**31**	**8.4**	**3,720**	**7.1**
	2013	1407	5.2	1975	10.8	323	4.6	20	4.2	8	4.1	3733	7.0
Menunggu penempatan melanjutkan pengajian *Waiting for placement to further study*	**2014**	**1,320**	**4.7**	**892**	**5.2**	**533**	**8.5**	**9**	**4.9**	**75**	**20.3**	**2,829**	**5.4**
	2013	1132	4.2	751	4.1	469	6.7	24	5.1	35	17.9	2411	4.5
Tanggungjawab terhadap keluarga *Responsibility towards family*	**2014**	**1,295**	**4.6**	**660**	**3.8**	**307**	**4.9**	**9**	**4.9**	**23**	**6.2**	**2,294**	**4.4**
	2013	1,198	4.4	557	3	294	4.2	28	5.9	9	4.6	2,086	3.9
Kerja yang ditawarkan tidak sesuai *Jobs offered were not suitable*	**2014**	**724**	**2.6**	**702**	**4.1**	**321**	**5.1**	**14**	**7.7**	**12**	**3.2**	**1,773**	**3.4**
	2013	717	2.6	721	3.9	316	4.5	41	8.7	11	5.6	1,806	3.4
Memilih untuk tidak bekerja *Choose not to work*	**2014**	**211**	**0.7**	**478**	**2.8**	**66**	**1.1**	**3**	**1.6**	**5**	**1.4**	**763**	**1.5**
	2013	217	0.8	410	2.2	50	0.7	9	1.9	3	1.5	689	1.3
Tidak berminat untuk bekerja *Not interested to work*	**2014**	**150**	**0.5**	**267**	**1.5**	**49**	**0.8**	**3**	**1.6**	**1**	**0.3**	**470**	**0.9**
	2013	161	0.6	276	1.5	58	0.8	7	1.5	2	1.0	504	0.9
Kurang keyakinan diri memasuki dunia pekerjaan *Lack of self-confidence to face the working environment*	**2014**	**202**	**0.7**	**166**	**1**	**58**	**0.9**	**3**	**1.6**	**3**	**0.8**	**432**	**0.8**
	2013	145	0.5	139	0.8	56	0.8	52	11	0	0.0	392	0.7
Masalah kesihatan *Health Problems*	**2014**	**180**	**0.6**	**104**	**0.6**	**66**	**1.1**	**6**	**3.3**	**2**	**0.5**	**358**	**0.7**
	2013	149	0.5	112	0.6	52	0.7	11	2.3	2	1.0	326	0.6

Jadual *Table* **7.7**

Bilangan dan Peratus Graduan Warganegara Malaysia Mengikut Jenis IPT Berdasarkan Sebab Belum Bekerja (2013 - 2014)

Number and Percentage of Malaysian Graduates by Types of HEIs According to Reasons of Unemployment (2013 - 2014)

Jenis IPT *Types of HEIs*		**UA** *Public University*		**IPTS** *Private HEI*		**Politeknik** *Polytechnics*		**Kolej Komuniti** *Community Colleges*		**Institut Latihan Teknik dan Vokasional** *Technical and Vocational Training Institution*		**Jumlah** *Total*	
Sebab Belum Bekerja *Reason of Unemployment*	**Tahun** *Year*	**Bil** *No.*	%	**Bil** *No.*	%	**Bil** *No.*	%	**Bil** *No.*	%	**Bil** *No.*	%	**Bil** *No.*	%
Enggan berpindah ke tempat lain *Refuse to move to another place*	**2014**	**48**	**0.2**	**47**	**0.3**	**27**	**0.4**	**1**	**0.5**	**0**	**0.0**	**123**	**0.2**
	2013	50	0.2	57	0.3	34	0.5	5	1.1	2	1.0	148	0.3
Lain-lain *Others*	**2014**	**689**	**2.4**	**551**	**3.2**	**139**	**2.2**	**8**	**4.4**	**14**	**3.8**	**1,401**	**2.7**
	2013	640	2.3	523	2.9	143	2	13	2.8	4	2.0	1,323	2.5
Jumlah *Total*	**2014**	**28,148**	**100**	**17,257**	**100**	**6,264**	**100**	**182**	**100**	**368**	**100**	**52,219**	**100**
	2013	27,249	100	18,332	100	7,034	100	471	100	196	100	53,282	100

Nota/*Notes :*

Bermula tahun 2014, maklumat status pekerjaan hanya melibatkan responden yang bekerja tetap, kontrak dan sementara / *In 2014, information on employment status are only for respondent with permanent, contract and temporary status*

* 2013 : 14 responden tiada maklumat sektor pekerjaan / *14 respondents without employment sector*